



# LaneShark



[LANESHARK.COM](http://LANESHARK.COM)

LaneShark



# THE GAME IS OFFICIALLY CHANGED



## ABOUT

We have changed the game when it comes to clearing overgrown vegetation. No more costly skid-steer setups or large inconvenient boom mowers. Lane Shark is the first affordable solution to reclaim your property, while saving you time and back-breaking labor. With cutting angles ranging from 0° - 90°, the LaneShark is able to eliminate encroaching overgrowth along a wide variety of flat and sloped terrain alike.

# MODELS

## LS2



The LS2 is our original 4 foot model available with 2 motor sizes. Best for large to mid size tractors.

## LS3



The LS3 is our 3 foot model available with 2 motor sizes. Best for compact to small tractors.

## MODEL COMPARISON

HYDRAULIC FLOW RATE: SMALL MOTOR  
HYDRAULIC FLOW RATE: STANDARD MOTOR  
HYDRAULIC FLOW RATE: LARGE MOTOR  
WEIGHT  
DIMENSIONS  
CUTTING DIAMETER  
CUTTING CAPACITY  
CUTTING POSITIONS  
DECK CONSTRUCTION

BLADES  
LOADER COMPATIBILITY

MINIMUM REQUIRED TRACTOR WEIGHT  
MINIMUM REQUIRED TRACTOR WIDTH

## LS2

N/A  
8.5-15 GPM  
15-20 GPM  
450LBS  
42"Lx48"Wx29"H  
44"  
2-3"  
11  
1/8" Plate  
Reinforced with 1/4"  
2, Double Sided  
SSQA, JD Hook & Pin,  
Global/Euro (Adapter Required)  
3,000lbs  
55"

## LS3

5-8.5 GPM  
8.5-15 GPM  
N/A  
320LBS  
34"Lx34"Wx29"H  
32"  
2-3"  
11  
1/8" Plate  
Reinforced with 1/4"  
2, Double Sided  
SSQA, JD Hook & Pin,  
Global/Euro (Adapter Required)  
2,000lbs  
55"

## DETAILS & BENEFITS

Lane Sharks include a 1 year limited warranty.

- ↘ Engineered for lower flow hydraulic systems than those on skid steers.
- ↘ An affordable solution for cutting overgrown road sides and fence lines compared to the units used by many local municipalities.
- ↘ The original residential/small farm unit available for cutting vertically. Ideal for maintaining roads, trails, plantations, hunting lanes, and more.
- ↘ Easily cuts 2-3" saplings, underbrush, and limbs on road sides, fence lines, around ponds and in tight spots.
- ↘ American made using American parts and labor.
- ↘ John Deere 1 and 2 Series, Kubota B and LX Series not compatible.

**NOT DESIGNED FOR SKID-STEERS**

## CONTACT US

SALES@LANESHARKUSA.COM  
LANESHARKUSA.COM  
850.610.2870

# FEATURES



Vertical Positive 45°



Vertical Positive 25°



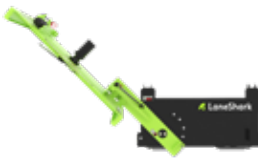
Vertical



Vertical Negative 35°



Vertical Negative 45°



Offset Positive 45°



Offset Positive 25°



Offset



Offset Negative 35°



Offset Negative 45°

- 11 Cutting Positions: 0° level with the cutting deck directly in front or to the right side of the tractor, 25° - 45° angle positions great for reaching ditches, pond edges, slopes, and vertical position perfect for creating hunting lanes, maintaining roads, clearing tree plantation rows, and reclaiming property boundaries.
- Two-sided Blades: Allows for cleaner cuts and extends blade life span. Easy to remove and flip to keep cutting.
- Deck Construction: Cutting deck is constructed of 1/8" plate and 1/4" plate reinforcement for the spindle and motor mount. Additional reinforcement using 1/4" angle iron throughout.
- Heavy Duty 5/16" Skid Steer Plate: Each skid steer plate is built from 5/16" plate steel using our CNC Plasma Table.
- Off-set Cutting Position: Add 44 inches to cut width when coupled with a rear PTO brush cutter.
- Open Front Design: Blades protrude 2" from the center of the deck allowing for a closer cut and easier access to dense brush.
- Dual Integrated Mounting Systems:
  - Skid Steer Quick Attach
  - John Deere Quick Attach: 400 & 500 Series Hook and Pin style loaders\*\*A quick attach adapter is required to accommodate the tractors equipped with a John Deere™ Global/Euro quick connect system. (Item purchased separately.)

## COMPATIBILITY


Most midsize tractors with SSQA or John Deere Hook and Pin systems and proper auxiliary flow. (Minimum 5 GPM) Must have auxiliary hydraulics, LaneShark Valve Kit, or C-Flow Kit. Not designed for skid-steers. To ensure total compatibility with your tractor, please contact us for more information.


# HYDRAULIC KITS

Plumbing your Lane Shark is easier now than ever before with our C-Flow (Continuous Flow) Kits. The Lane Shark "C-Flow 3rd Function" is a full 3rd function kit with continuous flow capability for operating the Lane Shark. This kit comes with all the accessories of a normal 3rd function along with the special return line (allowing for continuous hydraulic flow), whips, and the Lane Shark Switch box. Everything you need is included except hand tools.


The "C-Flow Kit" can be added to any already installed W.R. Long 3rd Function. This kit comes with the special return line and fittings, whips and the Lane Shark switch box.

## C-FLOW 3RD FUNCTION



Pre-Assembled to include a  3rd function and our proprietary continuous flow kit

## C-FLOW KIT



 LaneShark Continuous flow kit for an existing WR Long 3rd Function

**Both kits include a Lane Shark switch box, prefabricated whips with quick connect fittings, and a bulkhead mount fully customized to fit your specific tractor make, model, and loader.**

## DETAILS & BENEFITS

Lane Shark C-Flow and WR Long third function valves include a 1 year limited warranty. Electrical components include a 90 day limited warranty. Hoses include a 30 day limited warranty.

- ↳ Engineered for tractors with either an existing WR Long third function or in need of third function hydraulics for continuous flow functionality.
- ↳ Designed specifically for WR Long third functions.
- ↳ An affordable, fully custom solution for getting your tractor Lane Shark and grapple ready.
- ↳ Each kit includes prefabricated whips with a bulkhead mount and quick connect fittings, so you can exchange your attachments in one simple step.
- ↳ Easy install in less than 2 hours.
- ↳ American made using American parts and labor.

## CONTACT US

SALES@LANESHARKUSA.COM  
LANESHARKUSA.COM  
850.610.2870

# FEATURES



## C-FLOW COMPONENT

Continuous flow valve and fitting that connects to your WR Long third function in order to allow for continuous hydraulic flow. This will come pre-installed on a WR Long third function valve, or ready for you to install on your pre-existing WR Long 3rd function. This can be customized to fit MOST tractor makes, models, and loaders that can operate a Lane Shark cutter.

## BULKHEAD MOUNT

Mounts near the torque tube and comes with quick connect fittings to work in tandem with your Lane Shark to connect and disconnect hydraulic hoses with ease.

## COMPATIBILITY

C-Flow Kits are strictly compatible with WR Long third function valves. If your tractor is equipped with a non WR Long third function, please contact us to discuss other options.

## SWITCH BOX

Lane Shark switch provides the operator with push button control of the Lane Shark without having to hold down any lever or button on your third function. Each switch is designed for simple installation, and in most cases utilizes the tractor's seat safety switch to shut off hydraulic flow should the operator leave the seat.

## WHIPS, CHECK VALVE, & QUICK CONNECT FITTINGS

These hoses come with quick connect fittings and a check valve to maintain continuous hydraulic pressure.

SCAN FOR VIDEO

