


# DEMCO

LIQUID TENDER TRAILER 36' 38' 40' 42' 48'



*Doing Our Best to Provide You the Best*

[www.demco-products.com](http://www.demco-products.com) • 1.800.543.3626



STANDARD FEATURES

OPTIONS

**TANK OPTIONS**

Den Hartog end drain and center sump drain tanks 2350, 2750, 3250 gallons (ladders offered on 3250 gallon tank) - 3 year mfg warranty

Enduraplas center sump drain tanks 2800 and 3200 gallons (ladders offered on 3200 gallon tank) - 5 year mfg warranty

All tanks come standard with sight gauges, 3" drain fittings, and are black in color



**THE CORROSION SOLUTION**


COROSOL® corrosion solutions are the result of PRP® Industries' METAL POLYMERIZATION® process. The result is a field-proven corrosion solution that prevents the devastating effects of undercutting and blistering on Demco's steel products.




**FIELD-PROVEN TESTING** Washington State Department of Transportation is particularly hard on its snow removal equipment. Exposure to months of harsh conditions and corrosive road salt while operating in mountainous regions is why we chose their equipment to field test COROSOL® corrosion solutions. The two salt spreader trucks shown below were brand new in 2008 and have since operated continuously out of the same facility.



**BLACK PLASTIC LIQUID TANKS**  
Eliminates light from reaching the interior contents preventing algae and microbes growth



**APITONG FLOORING**  
1 1/8" x 7" Apitong flooring



**12 VOLT POWER SUPPLY**

**12 VOLT POWER SUPPLY**

**CENTER DECK TIE DOWNS**

**24" KING PIN**



**AIR COUPLER**  
Available on front, rear, or both


**MIDSHIP TURN SIGNALS**



**STEEL STORAGE BINS**  
Optional bins for added storage - up to 2 on passenger side and 2 on driver side



**ALUMINUM TOOLBOX**  
Aluminum, enclosed toolbox



**ALUMINUM STEPS AND HANDRAILS**  
Access on passenger and driver side

**ALUMINUM RIMS**  
Hub piloted (each)

**ABS**  
Standard on 1 axle  
Optional on second axle

**AIR RIDE SUSPENSION**  
Optional for 36', 38', 40', 42' trailers

**255/70 R22.5 TIRES**  
16 ply DOT tires and wheels

**LED LIGHTS**





## FEATURES

- 24" King pin
- Exterior mating surfaces are caulked prior to paint to prevent rust
- 2 aluminum steps with handrails
- Black plastic liquid tanks eliminate light from reaching the interior contents preventing algae and microbes growth
- 16.5" x 7" brake size, color coded
- Midship turn signals
- 255/70 R22.5 - 16 ply DOT tires and wheels
- Rubber mounted LED lights, DOT approved tape

## MAIN BEAM SIZES

**Web:** 1/4" high grade 100,000 yield steel

**Flange:** 3/8" x 5" high grade 100,000 yield steel

**Cross members:** 4" x 3.2# 80,000 yield jr. I-beam on 16" centers

**Side rails:** 6" x 8.2# structural C channel

**Rub rail:** 2" x 3/8" flat steel

**Beam rating:** 50,000 lbs per 10 linear feet

## DECKING

**Material:** 1 1/8" x 7" Apitong flooring

**Transition Drop:** 19.5" between decks

## SPECIFICATIONS

	36'	38'	40'	42'	<b>NEW</b> 48' Tandem	48' Triple
Width	102"	102"	102"	102"	102"	102"
Liquid Capacity	4,700-6,500 gal.	4,700-6,500 gal.	4,700-6,500 gal.	4,700-6,500 gal.	4,700-6,500 gal.	4,700-6,500 gal.
Axles	Closed Tandem SAF Holland Spring Ride (Optional Air Ride) 2 x 22,500 (ABS on 1 axle)	Closed Tandem SAF Holland Spring Ride (Optional Air Ride) 2 x 22,500 (ABS on 1 axle)	Closed Tandem SAF Holland Spring Ride (Optional Air Ride) 2 x 22,500 (ABS on 1 axle)	Closed Tandem SAF Holland Spring Ride (Optional Air Ride) 2 x 22,500 (ABS on 1 axle)	Closed Tandem SAF Holland Spring Ride (Optional Air Ride) 2 x 22,500 (ABS on 1 axle)	Triple Axle SAF Holland Air Ride ONLY 3 x 23,000 (ABS on 1 axle)
Deck Length	9'6"	11'6"	13'6"	15'6"	21'	21'
GVWR	63,500 lb.	68,000 lb.	68,000 lb.	68,000 lb.	68,000 lb.	77,500 lb.

## OPTIONS

- Air ride suspension for 36', 38', 40', and 42' trailer
- ABS installed on second axle
- Disc brakes available on air ride suspension only
- Center Deck tie downs
- 12V power supply - front of work deck or front and rear of work deck
- Air coupler - front of work deck or front and rear of work deck
- Storage bins: Steel Metal or Aluminum Toolbox. Up to 2 on passenger side and 2 on drivers side - any combination
- Aluminum rims, hub piloted (each)
- Custom paint color (red, gray, white, blue)

## TANK OPTIONS

- Den Hartog end drain and center sump drain tanks 2350, 2750, 3250 gallons (ladders offered on 3250 gallon tank)
- Enduraplas center sump drain tanks 2800 and 3200 gallons (ladders offered on 3200 gallon tank)

*All tanks come standard with sight gauges, 3" drain fittings, and are black in color*

# DEMCO

*Doing Our Best to Provide You the Best*

4010 320th Street • Boyden, Iowa 51234

1.800.543.3626

www.demco-products.com