



BUSH HOG®

Single-Spindle Rotary Cutters

IF IT DOESN'T SAY
BUSH HOG®
IT JUST WON'T CUT IT™

BH100 SERIES | BH200 SERIES | BH300 SERIES |
BH400 SERIES | BH500 SERIES

 **BUSH HOG®**

10
YEAR

**GEARBOX LIMITED
WARRANTY**

ON ALL ROTARY CUTTERS!*
(purchased 1/1/2020 or later)

BH100 SINGLE-SPINDLES

BH100
SERIES

BH114 / BH115 / BH116

10
YEAR
GEARBOX LIMITED
WARRANTY




Bush Hog®'s Legendary Single-Spindle Rotary Cutters

The New BH100 Series picks up where the Razorback Series left off. Bush Hog®'s legendary durability and reliability is enhanced even further in the new light-duty BH100 Series. We've taken our quality to a new level in the BH100 Series by robotically welding the entire cutter. All welding is performed on the underside of the deck giving these cutters a clean, sleek appearance. All welds are applied at the same temperature, angle, and duration to ensure consistency from start to finish. Additional enhancements include a stronger gearbox stand and tailwheel caster fork, optional front chain shielding, and optional Cat. 1 Quick Hitch.

BH100 Series Features

The economically priced BH100 Series allows customers to take control of pesky weeds, grass, and small brush up to 1" in diameter while experiencing legendary Bush Hog® performance. As thousands of satisfied customers can attest, if it doesn't say Bush Hog®, it just won't cut it!



BH100 SERIES SINGLE-SPINDLE SPECIFICATIONS

MODELS:	BH114	BH115	BH116
Cutting Width	4'	5'	6'
Cutting Height	2" - 11"		
Cutting Capacity	1" Diameter		
Hitch	ASAE Cat. 1 Standard; Quick-Hitch Optional		
Deck Thickness	12 Gauge		
Side Bands	"C" Channel, 10 Gauge x 8"		
Gearbox	60 HP*		
Driveline	ASAE Category 3		
Driveline Protection	Slip Clutch or Shearpin		
Blade Holder	Formed Pan		
Blades	1/2" x 3" Uplift		
Blade Tip Speed	15,904 fpm	15,472 fpm	14,307 fpm
Tires	14 1/2" Laminated		
Minimum Tractor HP	15 (PTO)	20 (PTO)	25 (PTO)
Safety Deflectors	Front Rubber and Rear Metal Band Standard; Front Chains Optional		
Warranty	10 Year Gearbox Limited Warranty 1 Year Machine Limited Warranty		

*Gearbox rating based on field performance.

BH200 SINGLE-SPINDLES

BH200 SERIES
ROTARY CUTTERS

BH215 / BH216 / BH217



10
YEAR
GEARBOX LIMITED
WARRANTY

Bush Hog®'s Legendary Single-Spindle Rotary Cutters

Grass, weeds, and small brush are no match for these authentic Bush Hog® built cutters. Available in 5', 6', and 7' cutting widths, the BH200 Series Rotary Cutters are designed to deliver superior performance in tough conditions, day after day, year after year.



BH200 Series Features

- **Strongbacks and Gearbox Stand** are located under the deck creating a smooth-top for easy cleaning.
- **Taller Sidebands** allow more material and airflow under the deck increasing cutting volume and clipping efficiency.
- **1/4" Skids** run half the length of the cutter to protect the sidebands and add strength and stiffness.
- **Rear Band** is continuously welded and curved to add strength and resist bending.
- **Formed Tailwheel Bracket** is fully welded to the deck providing superior strength during punishing vertical and horizontal loads.
- **Arched Struts** maintain rigidity from front to back, while the flexible link allows the cutter to follow land contours.
- **Smooth-top Deck** makes clean-up a snap.
- **Gearboxes** are put through the paces during custom-designed lab tests that mimic real-world conditions and obstacles like rocks and stumps, while hundreds of hours in field performance tests prove that these cutters are Bush Hog® Tough.
- **Lower Double Hitch Lugs** are welded to the strongbacks providing greater overall hitch and deck strength.
- **Laminated Tailwheels** are puncture-proof and caster effortlessly through all kinds of terrain.



BH200 SERIES SINGLE-SPINDLE SPECIFICATIONS

MODELS:	BH215	BH216	BH217
Cutting Width	60"	72"	84"
Cutting Height	2" - 12"		
Cutting Capacity	2"		
Hitch Type	Cat. 1 Std & Quick Hitch; Cat. 2 Compatible with Optional Bushings		Cat. 1 or 2 Std & QH
Deck Thickness	11 Gauge	10 Gauge	
Sidebands	11 1/2" x 11 Gauge	11 1/2" x 10 Gauge	11 3/4" x 10 Gauge
Driveline	ASAE Cat 3		
Driveline Protection	Shearbolt or Slip-Clutch		Slip-Clutch Standard
Gearbox Rating (PTO)	65		130
Tractor PTO Speed	540		
Minimum Tractor HP	25	30	50
Blade Holder	Oval		
Blades	1/2" x 4" Uplift		
Blade Tip Speed (FPM)	14335	14963	
Tires	15 1/2" Laminated		
Safety Shielding	Front and Rear Deflectors or Chains		
Approximate Weight	655 lb.	804 lb.	1,036 lb.
Warranty	10 Year Gearbox Limited Warranty 1 Year Machine Limited Warranty		
Color	Available in Red, Green, Orange, Blue		

BH300 SINGLE-SPINDLES

BH300 SERIES
ROTARY CUTTERS

BH315 / BH316 / BH317



10
YEAR
GEARBOX LIMITED
WARRANTY

Powerful features to mow down tough vegetation!

Dense grass, tough weeds, and thick brush are no match for these authentic Bush Hog® built cutters. Available in 5', 6', and 7' cutting widths, the BH300 Series Rotary Cutters are at the heart of the single-spindle lineup. Effective. Rugged. Dependable. These cutters deliver performance day in and day out.



BH300 Series Features

- **Strongbacks and Gearbox Stand** are located under the deck creating a smooth-top for easy cleaning.
- **Taller Sidebands** allow more material and airflow under the deck increasing cutting volume and clipping efficiency.
- **Replaceable 1/4" Skids** run half the length of the cutter to protect the sidebands and add strength and stiffness.
- **Rear Band** is continuously welded and curved to add strength and resist bending.
- **Formed Tailwheel Bracket** is fully welded to the deck providing superior strength during punishing vertical and horizontal loads.
- **Arched Struts** maintain rigidity from front to back, while the flexible link allows the cutter to follow land contours.
- **Smooth-top Deck** makes clean-up a snap.
- **Lower Double Hitch Lugs** are welded to the strongbacks providing greater overall hitch and deck strength.
- **Gearboxes** are put through the paces during custom-designed lab tests that mimic real-world conditions and obstacles like rocks and stumps, while hundreds of hours in field performance tests prove that these cutters are Bush Hog® Tough.
- **Laminated Tailwheels** are puncture-proof and caster effortlessly through all kinds of terrain.



BH300 SERIES SINGLE-SPINDLE SPECIFICATIONS

MODELS:	BH315	BH316	BH317
Cutting Width	60"	72"	84"
Cutting Height	2" - 12"		
Cutting Capacity	3"		
Hitch Type	Cat. 1 or 2 Std & QH		Cat. 2 or 3 Std & QH
Deck Thickness	10 Gauge		
Sidebands	11 1/2" x 1/4"		11 3/4" x 1/4"
Driveline	ASAE Cat 4		
Driveline Protection	Slip-Clutch		
Gearbox Rating (PTO)	130		
Tractor PTO Speed	540		
Minimum Tractor HP	35	45	55
Blade Holder	Round		
Blades	1/2" x 4" Uplift		
Blade Tip Speed (FPM)	14,600	15,000	14,450
Tires	15 1/2" Laminated		Single or Dual 15 1/2" Laminated
Safety Shielding	Front and Rear Deflectors or Chains		
Approximate Weight	890 lb.	1,050 lb.	1,250 lb.
Warranty	10 Year Gearbox Limited Warranty 1 Year Machine Limited Warranty		
Color	Available in Red, Green, Orange, Blue		

BH400 SINGLE-SPINDLES

BH400 SERIES
ROTARY CUTTERS

BH416 / BH417



10
YEAR
GEARBOX LIMITED
WARRANTY

Bush Hog®'s Legendary Heavy-Duty Single-Spindles

Thick pastures, roadsides, gas and power line right-of-ways are no match for these authentic Bush Hog® built cutters. Available in 6' and 7' cutting widths, the BH400 Series Rotary Cutters are designed and built to take down virtually any unwanted vegetation. Whether you're a professional cutting every day or a weekend warrior tackling tough jobs on the farm, these cutters will be with you every step of the way.

BH400 Series Features

- **Strongbacks and Gearbox Stand** are located under the deck creating a smooth-top for easy cleaning.
- **Taller Sidebands** allow more material and airflow under the deck increasing cutting volume and clipping efficiency.
- **1/4" Skids** run half the length of the cutter to protect the sidebands and add strength and stiffness.
- **Rear Band** is continuously welded and curved to add strength and resist bending.
- **Gusseted Tailwheel Bracket** is reinforced in critical wear areas to provide increased strength and durability.
- **Arched Struts** maintain rigidity from front to back, while the flexible link allows the cutter to follow land contours.
- **Tubular-Style Hitch Components** resist bending and twisting even in the most extreme conditions.
- **Quick Hitch** compatibility allows for easier cutter attachment saving you time and energy.
- **Reinforced Tailwheel Casters** are designed to withstand extreme punishment, while the increased rolling radius of the 21" laminated tires casters effortlessly over uneven ground.
- **Heavy-Duty Gearboxes** are put through the paces during custom-designed lab tests that mimic real-world conditions and obstacles like rocks and stumps, while hundreds of hours in field performance tests prove that these cutters are Bush Hog[®] Tough.

BH400 SERIES SINGLE-SPINDLE SPECIFICATIONS

MODELS:	BH416	BH417
Cutting Width	72"	84"
Cutting Height	2" - 12"	
Cutting Capacity	4"	
Hitch Type	Cat. 2 or 3 Std & QH	
Deck Thickness	7 Gauge	
Sidebands	13" x 1/4"	
Driveline	ASAE Cat. 6	
Driveline Protection	2-Plate Slip-Clutch	4-Plate Slip-Clutch
Gearbox Rating (PTO)	210	
Tractor PTO Speed	540	
Minimum Tractor HP	60	70
Blade Holder	Round	
Blades	1/2" x 4" Uplift (5" Available)	1/2" x 4" Uplift
Blade Tip Speed (FPM)	13,997	14,488
Tires	Single 21" Laminated	Dual 21" Laminated
Safety Shielding	Single or Double Row Chains	
Approximate Weight	1,300 lb.	2,000 lb.
Warranty	10 Year Gearbox Limited Warranty 1 Year Machine Limited Warranty	

BH500 SINGLE-SPINDLES

BH500 SERIES
ROTARY CUTTERS

BH516



10
YEAR
GEARBOX LIMITED
WARRANTY





Bush Hog®'s Legendary Heavy-Duty Single-Spindle Rotary Cutters

Thick pastures, gas and power line right of ways, roadsides, even small forests are no match for these authentic Bush Hog® built cutters. Available in a 6' cutting width, the BH500 Series Rotary Cutters are designed and built to take down virtually any unwanted vegetation. Whether you're a professional cutting every day or a weekend warrior tackling tough jobs on the farm, these cutters will be with you every step of the way.

BH500 Series Features

- **Reinforced Strongbacks and Gearbox Stand** are integrated together and located under the deck creating a smooth-top for easy cleaning.
- **Taller Sidebands** allow more material and airflow under the deck increasing cutting volume and clipping efficiency.
- **1/4" Skids** run half the length of the cutter to protect the sidebands and add strength and stiffness.
- **Rear Band** is continuously welded and curved to add strength and resist bending.
- **Gusseted Tailwheel Bracket** is reinforced in critical wear areas to provide increased strength and durability.
- **Arched Struts** maintain rigidity from front to back, while the flexible link allows the cutter to follow land contours.
- **Tubular-Style Hitch Components** resist bending and twisting even in the most extreme conditions.
- **Quick Hitch** compatibility allows for easier cutter attachment saving you time and energy.
- **Reinforced Tailwheel Casters** are designed to withstand extreme punishment, while the increased rolling radius of the 21" laminated tires casters effortlessly over uneven ground.

- **Heavy-Duty Gearboxes** are put through the paces during custom-designed lab tests that mimic real-world conditions and obstacles like rocks and stumps, while hundreds of hours in field performance tests prove that these cutters are Bush Hog® Tough.
- **Welded Deck Ring** comes as standard equipment to add rigidity to the deck and reduce the possibility of blade deflection into the deck
- **Cross-Braced Blade Pan** is reinforced to withstand the rigors of harsh brush cutting and impact.
- **5" Wide Blades** chop through dense brush like a heavy axe.
- **Hex-Head Blade Bolts and Bushings** are hardened to provide extra durability and easier blade changes.



Hardened, hex-shaped blade bolts with mating hardened bushings and reinforced blade pans

BH500 SERIES SINGLE-SPINDLE SPECIFICATIONS

MODEL:	BH516
Cutting Width	72"
Cutting Height	2" - 12"
Cutting Capacity	5"
Hitch Type	Cat. 2 or 3 Std & QH
Deck Thickness	7 Gauge
Sidebands	13" x 1/4"
Driveline	ASAE Cat. 6
Driveline Protection	4-Plate Slip-Clutch
Gearbox Rating (PTO)	225
Tractor PTO Speed	540
Minimum Tractor HP	70
Blade Holder	Round
Blades	1/2" x 5" Uplift
Blade Tip Speed (FPM)	13,436
Tires	Single 21" Laminated
Safety Shielding	Double Row Chains
Approximate Weight	1,775 lb.
Warranty	10 Year Gearbox Warranty 1 Year Limited Machine Warranty

Which Single-Spindle

ROTARY CUTTER

is right for you?

**SOMETIMES, CHOICES ARE AS TOUGH AS OUR ROTARY CUTTERS,
BUT DON'T WORRY – WE'RE HERE TO MAKE TOUGH JOBS SIMPLE.**



**OPEN HERE FOR A SIDE-BY-SIDE COMPARISON OF 'BUSH HOG'S'
SINGLE-SPINDLE MODEL FEATURES AND SPECIFICATIONS**





BUSH HOG® SINGLE-SPINDLE ROTARY CUTTERS

SPECIFICATION COMPARISON CHART

	5' SINGLE SPINDLES			6' SINGLE SPINDLES					7' SINGLE SPINDLES		
	BH115	BH215	BH315	BH116	BH216	BH316	BH416	BH516	BH217	BH317D	BH417
CUTTING WIDTH (IN)	56	60	60	68	72	72	72	72	84	84	84
CUTTING HEIGHT (IN)	2 - 11	2 - 12	1½ - 10½	2 - 11	2 - 12	1½ - 10½	2 - 12	2 - 12	1 - 10	1½ - 10½	2 - 12
CUTTING CAPACITY (IN)	1	2	3	1	2	3	4	5	2	3	4
HITCH TYPE <small>SEE DETAILS ABOVE</small>	Cat 1 Std	Cat 1 Std & QH	Cat 1 or 2 Std & QH	Cat 1 Std	Cat 1 Std & QH	Cat 1 or 2 Std & QH	Cat 2 or 3 Std & QH	Cat 2 or 3 Std & QH	Cat 1 or 2 Std & QH	Cat 2 or 3 Std & QH	Cat 2 or 3 Std & QH
DECK THICKNESS (GA)	12	11	10	12	10	10	7	7	10	10	7
SIDEBANDS (GA)	10	11	1/4"	10	10	1/4"	1/4"	1/4"	10	1/4"	1/4"
SIDEBAND HEIGHT (IN)	8	11½	11½	8	11½	11½	13	13	11½	11½	13
DRIVELINE	Cat 3	Cat 3	Cat 4	Cat 3	Cat 3	Cat 4	Cat 5	Cat 6	Cat 4	Cat 4	Cat 6
DRIVELINE PROTECTION	Shearpin or Slip-Clutch	Shearpin or Slip-Clutch	Slip-Clutch	Shearpin or Slip-Clutch	Shearpin or Slip-Clutch	Slip-Clutch	Slip-Clutch	4 Plate Slip-Clutch	Slip-Clutch	Slip-Clutch	Slip-Clutch
GEARBOX RATING (PTO)	60	65	130	60	65	130	210	225	130	130	210
TRACTOR PTO SPEED	540	540	540	540	540	540	540	540	540	540	540
MINIMUM TRACTOR HP	20	25	35	25	30	45	60	70	50	55	70
BLADE HOLDER	Oval	Oval	Round	Oval	Oval	Round	Round	Round	Oval	Round	Round
BLADES (IN)	1/2 x 3 Uplift	1/2 x 4 Uplift	1/2 x 4 Uplift	1/2 x 3 Uplift	1/2 x 4 Uplift	1/2 x 4 Uplift	1/2 x 4 Uplift	1/2 x 5 Uplift	1/2 x 4 Uplift	1/2 x 4 Uplift	1/2 x 4 Uplift
BLADE TIP SPEED (FPM)	15497	14335	14506	14307	14963	14861	13997	13346	14963	14375	14488
TIRES	14½" Laminated	15½" Laminated	15½" Laminated	14½" Laminated	15½" Laminated	15½" Laminated	21" Laminated	21" Laminated	15½" Laminated	15½" Dual Laminated	21" Dual Laminated
DEFLECTOR TYPE	Rubber/Metal	Rubber/Metal	Rubber/Metal	Rubber/Metal	Rubber/Metal	Chain/Chain	Chain/Chain	Double Row Chains	Rubber/Metal	Chain/Chain	Chain/Chain
APPROXIMATE WEIGHT (LB.)	491	655	994	577	804	1171	1300	1775	1036	1517	2000
GEARBOX WARRANTY (YRS)	10	10	10	10	10	10	10	10	10	10	10



IF IT DOESN'T SAY
BUSH HOG[®]
IT JUST WON'T CUT IT[™]

2501 Griffin Avenue, Selma, Alabama 36703

Tel: 800-363-6096 | Fax: 334-874-2701



BushHog.com



CONTENT DISCLAIMER:

The products and information contained in this literature are subject to change without notice. Bush Hog[®] reserves the right to improve our products and make changes to specifications, designs, and standard equipment without notice. For additional product information, please visit Bush Hog[®]'s website or see your dealer for complete details.