



SPECIAL APPLICATION

4-WHEEL DRIVE ARTICULATED TRACTORS

Challenger

MT900E

SERIOUS MACHINERY. SERIOUS RESULTS.



Job #: CH15B008CR

Draft #: 3

Job Name: MT900E Brochure

Dimensions: 11x8.5

Approved as is: _____

Approved with changes: _____

SOMETIMES
**THE PERFECT MACHINE
FOR THE JOB IS THE ONE
YOU LEAST EXPECT.**

If your jobsite requires land clearing and mass excavation, you can turn to the old-reliables: a bulldozer and self-propelled scraper or a hydraulic excavator and dump truck. These are effective methods for aggregates or hard, abrasive surface preparation. But if you need to remove topsoil, cut to grade and prep a site in less abrasive dirt or sand, there is a much better way.

Consider the Challenger MT900E Series 4-wheel drive articulated tractors. The combination of power, speed and agility means you can quickly and efficiently move dirt from Point A to Point B. With one machine, one operator and up to two towed scrapers. You get an unexpected alternative that provides superior performance and productivity, while saving you time and money.

And that's the perfect combination you always want.





CONTENTS

4 **LOW COST OF OPERATION**

Our high-productivity, fuel-efficient tractors mean you'll need less equipment, less manpower to get the job done faster. Which means better job profitability.

8 **HIGH PRODUCTIVITY**

With up to 637 HP delivered from the AGCO Power™ 16.8L engine paired with the 16 speed CAT® Powershift transmission you'll move more dirt in less time.

10 **EASE OF USE**

Our tractors are comfortable and quiet, with controls that are ergonomically located and simple to operate, so anyone can step in to get the job done. And our technology can help make you more efficient.

12 **MAXIMUM UPTIME AND RELIABILITY**

The MT900E Series is built from the ground up to run all day. Then do it again tomorrow. From our frame and axles to our simple serviceability, you can count on these machines to get the job done.

14 **WE'VE GOT YOUR BACK**

From parts on demand to preventative maintenance programs to our 2-year, 2,000 hour warranty, we're dedicated to making sure your machine always runs in top shape.

15 **SPECIFICATIONS**

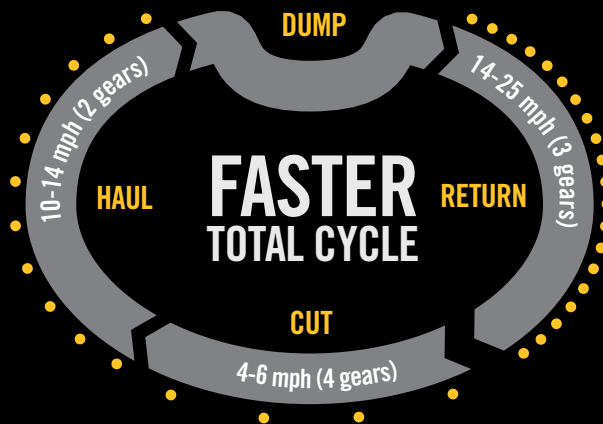
Everything else you need to know at a glance.

COST OF OPERATION

MOVE THE SAME MATERIAL WITH LESS LABOR, AT A FRACTION OF THE COST.

Self-propelled scraper/bulldozer and excavator/truck systems require multiple operators and, sometimes, additional equipment, to load and unload materials in earth-moving and site preparation applications. But in some dirt and sand applications, a Challenger MT900E Series tractor with towed scrapers can dramatically simplify the job, saving you time and money. The powerful, nimble MT900E Series tractor only needs one operator to cut and fill to desired levels. And with no support equipment, you only have one engine running, so you save on fuel, too.

The name of the game in site prep is cycle time. The faster you can you load, haul, dump, return and do it all over again, the more profitable you are. In the right conditions, the maximum productivity and low rolling resistance of the MT900E Series 4-wheel drive articulated tractor can cut your cost per cubic yard dramatically.



(Speed and gears will vary by jobsite and application.)





COST OF OPERATION

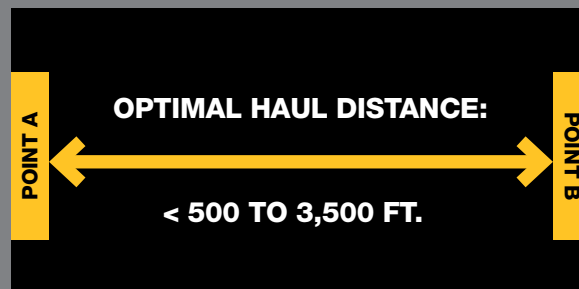
A TRACTOR THAT UNDERSTANDS TIME IS MONEY

AN AFFORDABLE ADDITION TO YOUR FLEET

Utilizing a Challenger MT900E Series tractor and towed scraper can be a very affordable alternative to heavier, slower equipment that's better suited to more rugged jobsites. With the money and time you can save, as well as the versatility of the MT900E 4-wheel-drive articulated tractor to help with other jobs, like pulling a disc or sheepsfoot roller, your machine could pay for itself in no time.

IDEAL FOR:

- › SITE PREPARATION
- › MINE RECLAMATION
- › LAND LEVELING
- › WATER MANAGEMENT





A CAPACITY FOR WORK LIKE NO OTHER

For more than 25 years, Challenger tractors have been hard at work in the most demanding conditions on Earth. From farming in the toughest agricultural conditions in the world, to hauling supplies across the ice in Antarctica, to pulling towed scrapers building America's roads and highways, we've earned our reputation for unsurpassed power and productivity. It may be a tractor, but don't be fooled. It'll hold its own on the jobsite, too.

A TRANSMISSION THAT'S SMOOTH, EFFICIENT...AND QUICK.

Whatever the working conditions, the 16-speed CAT® Powershift transmission provides plenty of gears so you can always operate at the perfect speed. You get smooth shifting, less operator fatigue, plus a transport speed of up to 24.5 MPH. Try to get that from your bulldozer.



HYDRAULICS TO GET THE JOB DONE.

Get more work done with the Challenger MT900E Series' all-new hydraulic system. The optional twin-pump design provides a flow of up to 85 gallons per minute, plus incredible control and stability with reduced fuel consumption. The hydraulic valve easily raises or lowers the scraper in the cut, while also managing the load on the engine for maximum efficiency.



AN ENGINE BUILT FOR THE TOUGH JOBS.

The 16.8L AGCO Power engine is specifically designed from the ground up for demanding off-road applications. It generates a greater torque rise over a wider range of RPM, so you can move more dirt in less time. Plus with a higher sustained torque curve, you can operate at lower RPM, save on fuel and extend engine life.



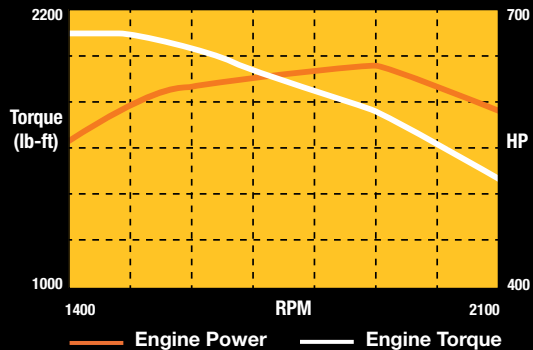
JOBSITE READY

STANDARD EQUIPMENT

- 1 FOPS (Falling Object Protection Structure)
Tested to ISO3449:2005 Level 1
- 2 Rotating beacons
- 3 Reverse alarm
- 4 Scraper hitch plate
- 5 Front and rear differential lock
- 6 Tow cable
- 7 Hydraulic trailer brakes



MT900E SERIES



A long, flat, sustainable torque curve means serious lugging ability. Power through tough spots without stalling. High torque at lower RPMs equals better productivity and efficiency.

MODEL	MT955E	MT965E	MT975E
Engine Type	AGCO Power 16.8L		
ISO Engine @ 2,100 rated RPMs – HP (kW)*	500 (365)	550 (402)	600 (440)
Standard Maximum Power – HP (kW)	537 (394)	592 (435)	647 (475)
Peak Torque @1,500 RPM – ft. lbs. (Nm)	1,740 (2,360)	1,917 (2,600)	2,095 (2,841)

*Rated Engine PS (HP ISO) per 97/68/EC at 2,100 Engine RPM

SO EASY TO OPERATE, EVEN THE BOSS COULD DO IT.

On a busy jobsite where time is money, you don't need special application equipment that only a "specialist" can operate. You need a machine that anyone on the crew can handle. The MT900E Series tractors are built with the operator in mind. Engine, transmission and hydraulic controls are conveniently positioned on the simple and ergonomic armrest. And the cab is so comfortable and quiet, you might even want to do the job yourself.



EVERYTHING RIGHT AT YOUR FINGERTIPS.

Our optional exclusive Tractor Management Center (TMC) armrest puts all the core operating functions within easy reach. With everything this easy to access and control, any operator can get right to work.



A VERY COMFORTABLE SEAT.

New, deluxe leather seat maximizes operator comfort with temperature controls and a wide range of adjustments to fit any operator. And the air suspension seat makes long days seem shorter. Plus, the automatic climate control HVAC system means you'll always work comfortably, regardless of the conditions outside.

AN UNOBSTRUCTED VIEW.

The MT900E Series tractors feature an ergonomically designed Pinnacle View Cab for panoramic, 360-degree visibility. Maximum visibility isn't just better for the jobsite; it's more productive, too.

CHOOSE YOUR COUPLER.

Choose from two coupler options:

- **High-flow Coupler** – Pioneer-style provides more flow, better precision and quicker response time when raising or lowering the scraper.
- **Stucchi® Coupler** – With benefits similar to the high-flow coupler, this very secure screw-in coupler provides for easy connection and disconnection.



360°
VIEW



TECHNOLOGY AT YOUR SERVICE

Fuse® Technologies, AGCO's solution to precision machine management, is committed to optimizing uptime and keeping your assets in the right place at the right time. This allows for simple plug-and-go compatibility with multiple GPS guidance and land-leveling systems.

Your tractor can also come equipped with **AgCommand®**, an industry-leading tool that enables wireless transfer of vehicle data to your office, wherever that office may be, including mobile devices. You can optimize performance, monitor vehicle service intervals, monitor operating costs and generate easy-to-use information to drive efficiency. You can also set GEO-Fence to automatically keep track of cycle times and productivity.

AgCommand monitors where your machines are and what they're doing. You can even receive text alerts when service is needed, fuel is low or when incorrect settings may be resulting in inefficient operation.

FUSE
TECHNOLOGIES

UPTIME IS JUST A BUZZWORD IF YOU CAN'T BACK IT UP.

When you buy a Challenger tractor, you're buying more than a piece of equipment. You're buying the peace of mind that comes from a job well done and a machine well built. You're buying an engine that delivers massive pulling power, but is stingy on fuel. A transmission so smooth and efficient it reduces wear and tear on the machine, and fatigue on the operator. And a strong, durable frame and axles built to carry it all, all day long. Take a closer look at the MT900E Series. We think you'll find that it works as hard—and as long—as you do.

LARGEST/HEAVIEST/STRONGEST IN THE INDUSTRY

- › LARGEST articulation pin
- › LARGEST articulation bearing
- › LARGEST bar axles
- › HEAVIEST frame
- › STRONGEST driveline

THIS IS A PURPOSE-BUILT TRACTOR.

The foundation of reliability, strength and durability in the MT900E Series is built right into the widest, heaviest frame in the industry. So you won't need to baby it on your jobsite.

- › Tri-point oscillation provides up to 13 degrees of movement for even distribution of forces through the frame, less component stress, greater reliability and maximum power to the ground.

- › The industry's largest articulation pin is supported by the industry's largest articulation bearing, providing maximum performance and reliability.
- › The industry's largest standard axles, at 5.7 in., provide extreme durability and strength while also delivering maximum power to the ground.
- › The industry's strongest driveline is designed to deliver unrivaled power to the final drives, with heavy-duty inboard compound planetaries.

 **24 HOURS/
DAY**

 **365 DAYS/
YEAR**



EASY TO SERVICE, TOO.

If one of the hats you wear on your jobsite is mechanic, the MT900E Series tractor was built for you. Simple maintenance of these tractors is meant to be, well, simple. From the air filter to the oil dipstick, it's all within easy reach. Five easy-to-access service points make routine maintenance inspections easy. Plus, there are sight gauges for the transmission and hydraulic oil.

You can also use the optional air compressor to power pneumatic tools, clean up and inflate tires. And with its new two-plane design, the updated cooling package is also a breeze to clean.



ENGINE AIR FILTER is easily removed and conveniently positioned



ENGINE COOLING PACKAGE with easy-to-clean two plane design



ENGINE OIL FILL can be checked and topped from ground level

WHEN IT COMES TO UPTIME, WE'RE NOTHING WITHOUT OUR DEALERS.

Downtime is your worst enemy. That's why our dealers are second to none in on-location service. They've got more mobile service trucks loaded with more diagnostic equipment than most repair shops. We hope you never need them. But if you do, they'll be there, 365 days a year, day or night and in the most adverse conditions.

If you're using AgCommand, you have the option of providing your dealer with automatic access to machine information, allowing them to anticipate upcoming maintenance or schedule a service call. Combine this level of service with AGCO's 24-hour-a-day parts network, and you have the gold standard in dealer support. You wouldn't want it any other way.

Locate your dealer today: www.agcocorp.com/find-a-dealer

WE'VE GOT YOUR BACK

THERE'S MORE TO THE STORY THAN JUST THE TRACTOR

PM360: PREVENTATIVE MAINTENANCE PROGRAM

Reduce expensive and stressful repairs by completing preventative maintenance on a timetable that's convenient to you. AGCO Parts' PM360 Preventative Maintenance Program is there to help you head off problems before they begin. Your Challenger dealer will help you create a customized care plan to extend the life of your equipment, for peace of mind and higher residual value when it's time to trade up. PM360 also incorporates AGCO's warranty policy, which covers 1-year on dealer-installed parts and six months of labor.

ALL-INCLUSIVE WARRANTY

Even our warranty is high-performance, with two-year/2,000-hour coverage on all parts and labor.

LOW-RATE, FLEXIBLE FINANCING

With competitive rates and easy terms, your Challenger Dealer and AGCO Finance offer great ways to buy, lease or rent your new MT900E Series tractor.

PARTS ON DEMAND

If you like to perform routine maintenance in your own shop, Parts On Demand makes the job easy. Have the parts you need, when you need them. Rely on your dealer to provide a list of key parts to keep your Challenger MT900E up and running efficiently.

AGCO PARTS GENUINE CARE SERVICE AGREEMENT

For customized service agreements on key intervals, AGCO Parts Genuine Care Service Agreement is the turnkey program you need. Ask about it when you purchase equipment and simply wrap this groundbreaking benefit into the financing of your new machine.



AGCO ANSWERS

At AGCO, customer care isn't just a department. It's a commitment. We'll do our best to answer any questions promptly, or put you in touch with someone who can.

AGCO Answers (877) 525-4384
agcoanswers@agcocorp.com

TO LEARN MORE visit: www.challenger-ag.us

MT900E SERIES: MT955E, MT965E, MT975E

MODELS	MT955E	MT965E	MT975E
ENGINE			
Type	AGCO Power 16.8L	AGCO Power 16.8L	AGCO Power 16.8L
ISO Engine @ 2,100 rated RPMs – HP (kW)*	500 (365)	550 (403)	600 (440)
Standard Maximum Power	536 (394)	592 (435)	647 (476)
Engine Torque Rise	42%	42%	42%
Peak Torque @ 1,500 RPMs – ft lbs. (Nm)	1,740 (2,360)	1,917 (2,600)	2,095 (2,841)
Number of Cylinders / Valves	12 / 48	12 / 48	12 / 48
Displacement – cubic in. (L)	1,025 (16.8 L)	1,025 (16.8 L)	1,025 (16.8 L)
Aspiration	Dual Twin Turbo Chargers with eWastegate	Dual Twin Turbo Chargers with eWastegate	Dual Twin Turbo Chargers with eWastegate
FUEL & DEF SYSTEMS			
Fuel Tank Capacity – US gal. (L)	400 (1,514)		
DEF Tank Capacity – US gal. (L)	52.4 (198)		
TRANSMISSION			
Type	Caterpillar® Powershift 16F / 4R		
Maximum Speed – mph (kph)	24.5 (39.4)		
ELECTRICAL SYSTEM			
Alternator	2 - 150 amp		
Batteries	4 - 1,000 cca 12 V		
HYDRAULIC SYSTEM			
Type of System	Closed-Center, Pressure-Flow Compensated		
Standard Flow – gpm (L/min)	58 (220)		
Optional Flow – gpm (L/min)	85 (322)		
Hydraulic Remotes	4 Standard / up to 6 Optional		
Maximum System Pressure - psi (bar)	2,900 (200)		
AXLES & FINAL DRIVE			
Final Drive	Dual Inboard Planetary		
Bar Diameter – in. (mm)	5.7 in (145 mm)		
Standard Tires	710/70R42 Duals		
Service Brakes (Front & Rear Axle)	Wet Disk in Axle		
Differential Lock (Front & Rear Axle)	Electro hydraulic wet disc		
DRAWBAR			
Vertical Load Rating – lbs. (kg)	20,000 (9671)		
Special Application Hitch Plate	Standard		
DIMENSIONS			
Wheelbase – in. (mm)	156 (3,950)		
Shipping Width (not duals or triples) – in. (mm)	115 (2,910)		
Overall Length (w/ft wts & 3pt) – in. (mm)	333 (8,459)		
Overall Height to Top of Cab – in. (mm)	150 (3,800)		
Shipping Weight – lbs. (kg)	43,670 (19,800)		
Maximum Operating Weight – lbs. (kg)	54,000 (24,494)	60,000 (27,216)	

*Rated Engine PS (HP ISO) per 97/68/EC at 2,100 Engine RPM




Challenger

MT900E Series Articulated Tractors
MT955E | MT965E | MT975E

**BUILT ON LOCATION WHERE
INNOVATION MEETS PRODUCTIVITY**

The MT900E Series is made with pride at our newly expanded plant in Jackson, MN. For many years this factory has been the birthplace of our high-horsepower track and 4WD tractors, as well as our application equipment. There you can tour our factory and visit our Intivity Center, the first visitor welcome center of its kind in North America.



 **AGCO** Challenger® is a worldwide brand of AGCO Corporation.
Your Agriculture Company

© 2015 AGCO Corporation. AGCO is a registered trademark of AGCO.
Challenger® and One-Touch Management System™ are trademarks of Caterpillar Inc. and used under license by AGCO.
All rights reserved. AGCO, 4205 River Green Parkway, Duluth, GA 30096. CH15B008CR (07) 50 BG