

SALFORD

40
YEARS
EST. 1978



INDEPENDENT SERIES

- I-1100
- I-1200
- I-2100
- I-2200

- I-4100
- I-4200

5200 ENFORCER

INDEPENDENT SERIES

INSIDE THE SALFORD INDEPENDENT SERIES

Founded in 1978, Salford quickly forged a reputation for quality and durability with its line of conventional tillage equipment. As interest in conservation tillage and no-till practices grew, Salford diversified its tillage line with one of the first true vertical tillage machines ever made – the Independent Series I-1100, originally known as the Residue Tillage Specialist (RTS).

Equipped with the innovative Coil-Tech Coulter, engineered to carry independently mounted blades, the I-1100 provided a more efficient, less intrusive way to manage residue. Running the spring-loaded coulters across the ground at 8+ mph created vibrations that drove cracks into the hard pan, promoting deeper infiltration of surface moisture.

After a series of unforeseen residue management and seedbed preparation benefits, the durable I-1100 frame became the platform for a whole series of innovative tillage machines. These patented tools, combining independently mounted blades and multiple attachments, have come to be known as Salford's Independent Series.

INDEPENDENT SERIES QUICK SELECTION GUIDE



I-1100 Specs pg14

Depth range	0 inches - 4 inches
Blade mount	1 1/4 inch Coil-Tech I
Blade Type	20 inch x 5mm Coulter
Blade Spacing	7.5 inches
Hub	4 Bolt



I-1200 Specs pg16

Depth range	0 inches - 4 inches
Blade mount	1 1/4 inch Coil-Tech I
Blade Type	20 inch x 4.5mm Coulter
Blade Spacing	5 inches
Hub	4 Bolt



I-2100 Specs pg18

Depth range	0 inches - 5 inches
Blade mount	1 5/8 inch Coil-Tech II
Blade Type	22 inch x 5mm Coulter
Blade Spacing	7.5 inches
Hub	5 Bolt

Table of Contents



Soil Science & Seasonal Applications	4-5	I-1100 – 20" dia. coulter on 7.5" spacing, 1 1/4" Coil-Tech Coulter	14-15
Independently Mounted Blades & Coulters	6-7	I-1200 – 20" dia. coulter on 5" spacing, 1 1/4" Coil-Tech Coulter	16-17
Independent Series Common Features & Options	8-9	I-2100 – 22" dia. coulter on 7.5" spacing, 1 5/8" Coil-Tech Coulter II	18-19
HD Harrow Package	10-11	I-2200 – 22' dia. coulter on 5" spacing, 1 5/8" Coil-Tech Coulter II	20-21
SwitchBlade: 1,300lb Hydraulic trip shank kits	12-13	I-4100 – 22" dia. shallow concave disc and coulters on 7.5" spacing Rubber Suspension & Coil-Tech II	22-23
Independent Series Seeding & Fertilizing		I-4200 – 22" dia. shallow concave discs and coulters on net 5" spacing Rubber Suspension & Coil-Tech II	24-25
		5200 ENFORCER– 22" dia. concave disc on 5" spacing, Rubber Suspension	26-27
		Salford Cover Crop and Herbicide Applicators	28-29
		<i>PATHFINDER</i> - Steerable Fertilizer Application Carriage & ST Series Fertilizer Applicators	30-31
		Independent Series Specifications	32-39



I-2200 Specs pg20	
Depth range	0 inches - 5 inches
Blade mount	1 5/8 inch Coil-Tech II
Blade Type	22 inch x 5mm Coulter
Blade Spacing	5 inches
Hub	5 Bolt



I-4100 Specs pg22	
Depth range	0 inches - 4 inches
Blade mount	Rubber Suspension & Coil-Tech II
Blade Type	22 inch x 5mm Concave & Coulter
Blade Spacing	7.5 inches
Hub	5 Bolt



I-4200 Specs pg24	
Depth range	0 inches - 5 inches
Blade mount	Rubber Suspension & Coil-Tech II
Blade Type	22 inch x 5mm Concave & Coulter
Blade Spacing	Net 5 inches
Hub	5 Bolt

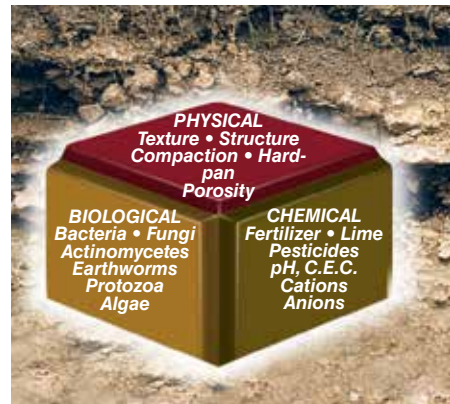


5200 ENFORCER Specs pg26	
Depth range	0 inches - 5 inches
Blade mount	Rubber Suspension
Blade Type	22 inch x 5mm Concave
Blade Spacing	5 inches
Hub	5 Bolt

SOIL SCIENCE & I-SERIES APPLICATIONS

SOIL BASICS


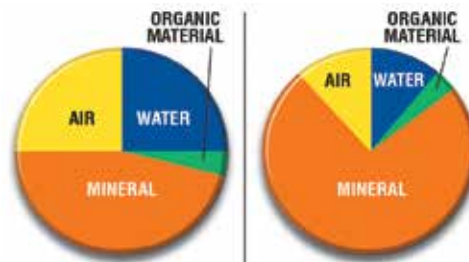
Three systems, physical, biological and chemical, work together to make soil productive. Soil scientists agree that the physical condition of soil is the key to efficient biological and chemical activity, which in turn determines how much plant life the soil can support.



SOIL TILTH: WHY COMPACTION IS THE FARMER'S #1 ENEMY

Soil tilth is a measurement of the balance between basic soil elements: air, mineral, water, and organic matter. The proper balance of these elements increases soil production by allowing efficient interaction of all the soil systems. Air and water balance in the soil is the key to good root growth.

Compaction stresses plants because air and water are “squeezed” from the soil. Biological and chemical activities which depend on air and water become severely restricted. Root growth is impaired, crop production suffers.



AIR AND WATER MOVE TOGETHER

Correcting compaction makes a dramatic improvement in soil tilth. It is the most basic step you can take to improve crop production. That's because air and water move together in the soil profile. With proper air / water balance in the soil, all the biological and chemical systems work at peak efficiency.

Compaction makes both wet and dry soil conditions more severe. It reduces the water holding capacity of soil which makes drought conditions worse, and inhibits drainage to make wet conditions more troublesome.



COMPACTION AND ROOT DEVELOPMENT



Salford I-2100 tillage on the right and traditional soil finisher on the left.

Photo courtesy of Craig Paulek, Pistorius Farms - Blue Mound, IL

SPRING



SEASONAL APPLICATIONS

Independent Series tools help reduce operating costs compared to conventional tillage, while at the same time improving the productivity of your soil through better management of yield limiting factors.

Independent Series tools give you the versatility to perform multiple applications including:

- Cover Crop Management
- Crust Breaking
- Mixing Herbicides, Fertilizers and Manure
- Stalk Chopping
- Preparing Seedbeds in Conventional, Conservation and No-Till Farming Systems

Spring Applications:

- Uniformly size and distribute residues to improve seeding equipment performance
- Loosen seedbed to improve seed-to-soil contact and germination and promote rapid early plant growth
- Shatter crust formed after planting and improve seedbed
- Boost weed control by causing early germination of weed seeds to allow for more complete burn down

Fall Applications:

- Residue management prior to primary tillage
- Cut and condition residue to assist with insect and disease habitat destruction
- Leveling and distribution of crop residue
- Speed up the decay of crop residue by promoting increased microbial activity
- Help balance the nitrogen/carbon levels in soil
- Help germinate weeds and volunteer crops to maximize winter kill and improve the effects of herbicides

FALL



Moisture Management

- Evaporate excess surface moisture and increase the rate of soil warming to allow for earlier planting
- Break up any soil crusting to release excess soil moisture without disturbing the wet soil below
- Maintain residue coverage to prevent moisture evaporation, slow run off and prevent erosion
- Manage and increase soil organic matter content to capture and store more moisture
- Increase water infiltration by loosening soil bunk density
- Increase water infiltration by maintaining sub-soil habitat for soil organisms
- Maintain residue coverage to reduce moisture evaporation

Seeding & Fertilizer Attachments

- Application and incorporation of liquid and dry fertilizers (including NH₃)
- Broadcast and incorporation of seed such as cereals, canola, hay and pasture crops
- Assist in the management of cover crops
- Mixing of manure and fertilizers

Pasture Renovation

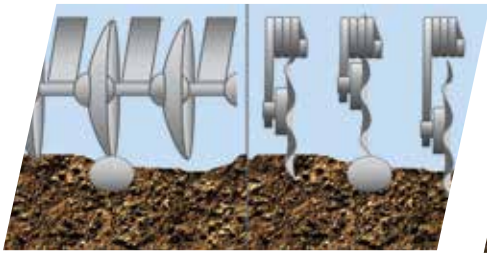
- Equip with seed distribution to cover seed pasture
- Dethatch and aerate pasture to improve pasture health and encourage new growth

INDEPENDENT SERIES

INDEPENDENTLY MOUNTED BLADES

Independent Series tools stand alone in their class with patented independent blade mounts, which offer superior performance, soil productivity, maintenance and longevity compared to traditional disc gangs.


Obstacle Protection



Disc Gangs: Forced to leave the ground entirely when one blade contacts an obstacle.

Independent Blade Mounts: Face obstacles individually to maintain high-speed operation without affecting other blades or damaging equipment. Individual mounts deflect from 5 - 7 inches.

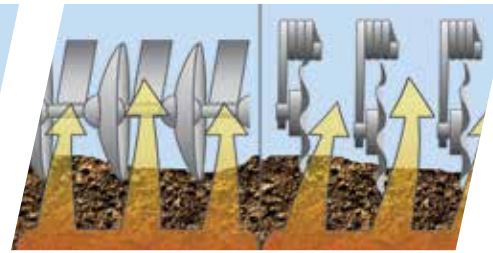
Contouring



Disc Gangs: Less weight per blade and gang dependent system can cause machine to ride up on top of tough crop residue or lose soil engagement.

Independent Blade Mounts: More weight per individually mounted coulters (I-2100 averages 440 lbs each) keeps all blades engaged.

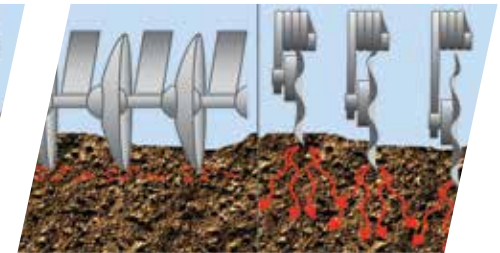
Residue Flow



Disc Gangs: Uses spools and scrapers that tend to plug and eventually wear out.

Independent Blade Mounts: High-clearance 5-bar frame with offset blade spacing allows for exceptional residue flow and is resistant to plugging. Coulters systems are simple and inexpensive to maintain.

Positive Coulters Vibration



Disc Gangs: Creates little to no vibration while moving over the soil.

Independent Blade Mounts: Vibration in the blade mounting system (caused by speed) creates a jackhammer effect — fracturing the soil beyond the normal operating depth and helping to improve your soil's moisture and air storage capacity.



COIL-TECH COULTER I & COIL-TECH COULTER II

The patented Coil-Tech Coulter uses a heavy-duty coil spring to hold the hub and blade. The flexibility of the coil generates the compaction shattering "jackhammer" vibration. The coil's flex and ability to swivel provides unmatched obstacle protection.

The Coil-Tech I Coulter is a 1 1/4 inch spring coil that holds a 4 bolt hub, 20 inch blades and is able to flex up to 5 inches.

The second generation Coil-Tech II Coulter is a 1 5/8 inch spring coil engineered for improved ground penetration and residue sizing. It is capable of more aggressive tillage. The Coil-Tech Coulter II holds a 5 bolt hub, 22 inch blades and is able to flex up to 7 inches.



Swivel:

Coil-Tech Coulters are designed to swivel side to side most often traveling around obstacles.



Vertical Flex:

Vertical travel allows Coil-Tech Coulters to travel over obstacles and deliver compaction shattering vibration.



RUBBER COMPRESSION BLADE MOUNT

The I-4100, I-4200 and 5200 *ENFORCER* use independent HD rubber compression blade mounts. This system was engineered to carry concave blades with the same high clearance, high speed operation as the Coil-Tech design. The Rubber Compression Blade Mount handles the additional force put on concave blades at high speeds and compound angles.

INDEPENDENT SERIES

STANDARD FEATURES



Boron Steel Blades:
High quality boron steel blades for durability and longevity.



Single Point Depth Control: Makes it easy to adjust operating depth for varying field conditions or change from spring to fall tillage.



Heat Treated Cast Clevis Hitch:
Designed for durability and dependability, even at high speeds and in tough field conditions.



All Tubular Frame and Welded End Caps:
4 inch x 6 inch tubular steel frame and beam ends that are welded shut for increased durability and longevity.



Operator Convenience Center:
Hydraulic hose storage, colour-coded hydraulic hose grips and operator's manual organized at your fingertips.



Hydraulic Level Lift Frame:
Keeps the lifting cylinders in sync when changing depth and raising / lowering the machine. Eliminates the need for a rock shaft reducing the number of linkages and wear parts.



Coil Tech Coupler Hub:
Built tougher than competitors sealed bearing systems. 100 hour grease interval, multi-lip grease seal and grass wrap wear guard. Double tapered cup and cone bearings can be tightened and handle side loads better than standard roller bearings. A blade scraper protects hub and seals.





Custom Options: Equip Salford I-Series tools or virtually any other implement with Valmar 56 series granular applicators for cover crop seeding and herbicide application.

OPTIONAL FEATURES



Tire Upgrades: Main frame tire upgrades available for most model sizes. Wing frame tire upgrades available on some models.



Tow Hitches: Optional hitches with optional hydraulic lines. The "one person" hitch features light wiring and connects with ease.



Weight Kits: For optimum ground penetration in hard soil types or soils with low organic matter.



Broadcast Application: Apply and incorporate small seed and/or dry fertilizer in one pass. Coulters loosen soil to incorporate product as the rolling harrow gently firms soil to ensure placement.



SwitchBlade Shanks: Add these hydraulically engaged SwitchBlade shanks for chisel ripping or anhydrous application to I-2100 and I-2200 machines. Or, add these shanks to I-4100 and I-4200 machines for anhydrous application.



FlexFinish: FlexFinish hydraulically adjustable finishing systems can be adjusted from the cab to change your finishing options on the go.

INDEPENDENT SERIES

FLEX FINISH

FLEX FINISH hydraulically adjustable finishing systems allow operators to adapt to field conditions on the fly by adjusting the rolling basket pressure, tine pitch, or both right from the tractor cab.

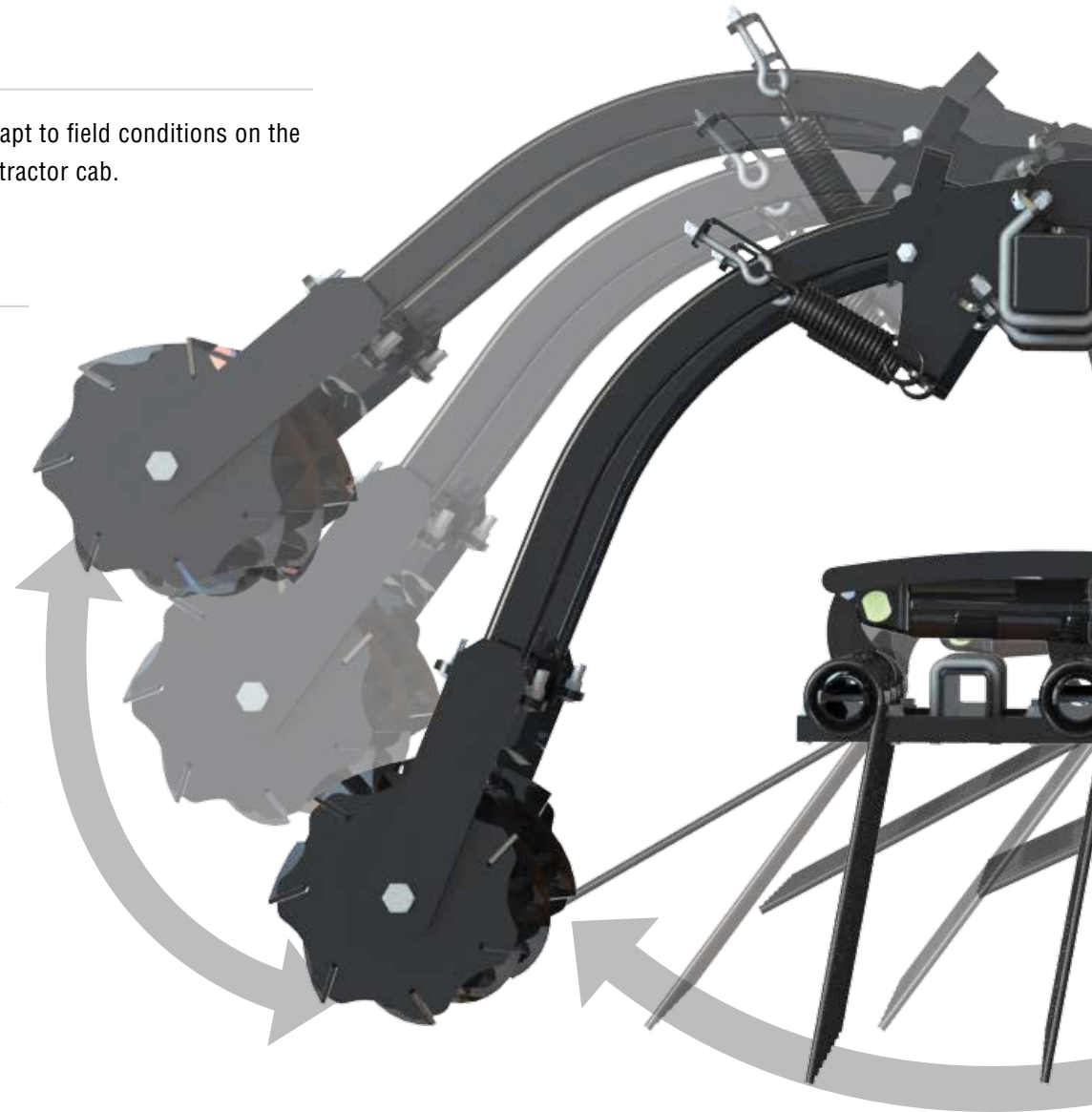
HYDRAULICALLY ADJUSTABLE ROLLING BASKET

An optional upgrade, the **FLEX FINISH** hydraulically adjustable rolling basket allows operators to adjust to field conditions on the go. Increase the basket pressure to reduce soil clod size and create finer seedbeds that improve high-speed planter performance. Or reduce the basket pressure in the fall to leave larger soil clods that hold onto snow and moisture and are less likely to erode. A pressure indicator located on the front of the machine gives the operator full visibility to the basket pressure right from the cab.

HYDRAULICALLY ADJUSTABLE TINES

An optional upgrade, the **FLEX FINISH** hydraulically adjustable tines allow for continuous adjustment within the range to match field conditions exactly. The tines can be set fully forward to fill ruts and perform maximum leveling. In the most relaxed position the tines will lightly follow ground contours and gently distribute crop residue for a even field finish.


*FlexFinish hydraulic finishing options are only available on select Independent Series models.



FINISH FIRST, STANDARD 14 INCH ROLLING BASKETS

Independent Series rolling harrows are 14 inches in diameter to provide optimal operation at high speeds. The 14 inch rolling harrows provide improved re-sizing of soil clods and help to condition and anchor residue to the surface, helping to reduce erosion. The reinforced steel construction and 1.5 inch triple seal bearing resist rock damage, even at high speeds. Five individual down pressure settings adjust quickly with a tool provided in your harrow kit.

I-Series tools now come equipped with rubber torsion suspension for the rolling baskets making these tools even more durable. Kits are available to retrofit existing I-Series tools with these extra durable rolling basket arms.



LEVEL THE FIELD, THREE BAR 20 INCH TINES

Available with the standard 14 inch rolling basket as well as the FLEX FINISH Hydraulically Adjustable Rolling Basket, three rows of durable ½ inch dia. x 20 inch tines level and distribute residue. Tine harrows are mounted on a parallel linkage for maximum down pressure and contouring. Multiple pitch settings allow for maximum leveling performance. Relax the tines with the tool-less adjustment for exceptional residue distribution and residue flow from the highest yielding crops.

INDEPENDENT SERIES

SWITCHBLADE SHANK KITS + SEED/FERTILIZER ATTACHMENTS*

SwitchBlade SHANK KITS: 1 + 1 = 3

Adding a SwitchBlade shank kit* to your Independent Series equipment gives you three machines in one: true vertical tillage, a fertilizer applicator and a coulters chisel. This is a highly cost effective alternative to buying three machines.

Equip your machine with shanks on 15 inch spacing for chisel operation, then lift every second shank for 30 inch fertilizer application.

Superior Anhydrous Application while Managing Residue and Preparing Seedbeds

The vibration of the Independent Series shanks loosens soil and creates cracks that anhydrous gas can seep into, creating more even application.

Each shank is led by a coulters to cut residue and minimize plugging. Shanks are also trailed by coulters on either side to begin closing the trench almost immediately. Within seconds the HD tine harrow crosses over the shank path, further sealing the gas pocket, leveling and evenly distributing soil and residue across the width of the machine. The 14 inch roller follows, sizing clods and gently firming the surface, completing the seal.

The application shank leaf and chisel shank leaf are compatible with a wide range of industry standard points and knives to match the soil disturbance you need and deliver gas, liquid or dry fertilizer.

*Shanks not available on I-1100, I-1200, or 5200

ENFORCER models.

Chisel shanks not available on I-4100 or I-4200.

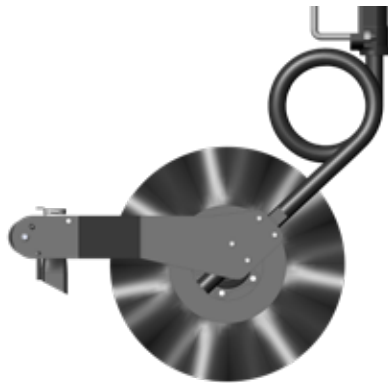
SWITCHBLADE



INDEPENDENT SERIES ATTACHMENTS: FERTILIZER AND SEED DELIVERY

Independent Series tools can be equipped with air distribution and excel at incorporating product via coulter mounted banding tubes, broadcast diffusers or both methods at the same time.

- **Right Time** - Work fast and open the window to a wider range of operating conditions so you can apply fertilizer at the right time.
- **Right Place** – Incorporate at a uniform depth and gently firm the soil to ensure product is at the right place.
- **Right Rate** – The accurate metering systems in Salford commodity carts are designed to handle a wide range of products to deliver the product you choose at the right rate.
- **Right Product** – Choose shallow or deep banding or broadcast incorporation to apply the right product in the fall or pre-plant in the spring.
- **Low Disturbance Incorporation** – I-Series tools can apply and incorporate seed and fertilizer while maintaining overall soil density in order to minimize erosion on highly erodible land.



Coulter Mounted Fertilizer Banding: Commodity delivery tubes place product into the trench opened by the coulter. Can be configured to deliver product on multiple spacings.



Broadcast Diffuser: Allows for accurate incorporation and complete field coverage with seed or fertilizers.



I-1100

I-1100 Specifications

Operating Depth Range	0 inches - 4 inches
Blade Mount	1 1/4 inch Coil-Tech Coulter I
Blade Type	20 inches x 4.5mm <ul style="list-style-type: none">• 8 wave (2 inch deep wave)• 13 wave (1 1/4 inch deep wave)
Blade Spacing	7.5 inch
Vertical Travel	6 inches
Operating Speed	8 – 12 mph

Complete specifications on page 32

Original Vertical Tillage

SALFORD

SAVE TIME – From zero till to conservation till – with light to medium soils and medium to high residue – the I-1100 operates at speeds between 8 and 12 mph.

CONSERVATION CHAMPION – The I-1100's 7.5 inch blade spacing creates a mulch finish and warms spring soil, while maintaining soil structure to prevent erosion.

OPTIMUM VERSATILITY – Perform a multitude of spring, fall and special applications with the I-1100.

I-1200

I-1200 Specifications

Operating Depth Range	0 inches - 4 inches
Blade Mount	1 1/4 inch Coil-Tech Coulter I
Blade Type	20 inches x 4.5mm <ul style="list-style-type: none">• 8 wave (2 inch deep wave)• 13 wave (1 1/4 inch deep wave)
Blade Spacing	5 inch
Vertical Travel	6 inches
Operating Speed	8 -12 mph

Complete specifications on page 33



Superior Seedbed Preparation

SALFORD

TRUE VERTICAL TILLAGE – 5 inch blade spacing gives the I-1200 forty percent more blades and more weight compared to the I-1100. The I-1200 delivers superior surface tillage and residue management with leveling power to improve planter performance.

SHATTER COMPACTION – The I-1200's spring-loaded Coil-Tech coulters loosen compaction for improved root development and increased moisture storage.



I-2100

I-2100 Specifications

Operating Depth Range	0 inches - 5 inches
Operating Speed	8-12 mph
Blade Mount	Coil-Tech Coulter II: 1 5/8 inch diameter coil
Blade Type	22 inches x 5mm <ul style="list-style-type: none">• 8 wave (2 1/2 inch deep wave)• 13 wave (1 3/4 inch deep wave)
Blade Spacing	7.5 inch
Vertical Travel	7 inches

Complete specifications on page 34



True Vertical Tillage

SALFORD

GO DEEPER – The I-2100's Coil-Tech II carries larger 5 bolt hubs and 22 inch blades to penetrate deeper into tougher ground conditions.

ANY SOIL, ANY SEASON – Manage fall residue and prepare spring seedbeds in wet or dry soils with no risk of plugging with the I-2100.

COVER MORE GROUND – At an acre per hour, per foot, the I-2100 gets the job done faster.

ADD SWITCHBLADE SHANKS – With SwitchBlade hydraulic shanks, the I-2100 converts from vertical tillage to fertilizer applicator or coulters chisel in seconds.

* Both the I-2100 and I-2200 can be limited to an operating depth of 4 inches to meet governmental conservation program criteria. Please call Salford or speak to your dealer for details.

*Shown with FlexFinish harrows.



Seedbed Preparation: 1.5 inches - 3 inches (varies by crop type)

Fall Tillage: Maximum operating depth - 5 inches




I-2200

I-2200 Specifications

Operating Depth Range	0 inches - 5 inches
Operating Speed	8-12 mph
Blade Mount	Coil-Tech Coulter II: 1 5/8 inch diameter coil
Blade Type	22 inches x 5mm <ul style="list-style-type: none">• 8 wave (2 1/2 inch deep wave)• 13 wave (1 3/4 inch deep wave)
Blade Spacing	5 inch
Vertical Travel	5 inches

Complete specifications on page 35



True Vertical Tillage



SUPERIOR FINISH – In spring or fall, the I-2200's heavy Coil-Tech Coulter II and tight 5 inch spacing creates fine seedbeds and shreds tough fall residue. The Coil-Tech Coulter II carries larger 5 bolt hubs and 22 inch blades to penetrate deeper into tougher ground conditions.

LEVEL THE FIELD – The I-2200's larger blades and tighter spacing move more soil for field leveling while they mulch fall residue and prepare spring seedbeds for high speed planting.

ADD SWITCHBLADE SHANKS – With SwitchBlade hydraulic shanks, the I-2200 converts from vertical tillage to fertilizer applicator or coulters chisel in seconds.

*Shown with FlexFinish harrows.



Seedbed Preparation: 1.5 inches - 3 inches (varies by crop type)

Fall Tillage: Maximum operating depth - 5 inches



I-4100

I-4100 Specifications

Operating Depth Range	0 inches - 4 inches
Operating Speed	8 – 12 mph
Blade Mount	First two rows: Rubber suspension Last two rows: Coil-Tech II
Blade Type	22 inches x 5mm First two rows: Shallow Concave Last two rows: Coulter <ul style="list-style-type: none">• 8 wave (2 1/2 inch deep wave)
Blade Spacing	7.5 inch
Vertical Travel	5 inches

Complete specifications on page 36



Hybrid Vertical Tillage

SALFORD

GO TWO BY TWO – With the I-4100, two rows of concave disc blades split by two rows of coulters allow for more aggressive tillage than wavy coulters alone.

SPRING OR FALL – The I-4100's front rows of concave blades move more soil to smooth fall ruts and in the spring they help to create a more even seedbed for accurate high speed planting.

COVER MORE GROUND – At an acre per hour, per foot, the I-4100 gets the job done faster.

ADD SWITCHBLADE SHANKS – With SwitchBlade hydraulic shanks, the I-4100 converts from vertical tillage to fertilizer applicator in seconds.

*Shown with FlexFinish harrows.



Seedbed Preparation: 2 inches - 3 inches, 2 passes

Fall Tillage: Maximum operating depth - 4 inches



I-4200

I-4200 Specifications

Operating Depth Range	0 inches - 4 inches
Operating Speed	8 – 12 mph
Blade Mount	First two rows: Rubber suspension Last two rows: Coil-Tech II
Blade Type	22 inches x 5mm Shallow concave and wavy coulters • 8 wave (2 1/2 inch deep wave)
Blade Spacing	Overall net 5 inch, Concave blades 15 inches
Vertical Travel	5 inches

Complete specifications on page 37



Hybrid Vertical Tillage

SALFORD

ONE PASS FINISH – Concave blades in the front and more wavy coulters in the rear rows match the effects of both light discing and true vertical tillage in one pass. The I-4200 is simply one of the greatest soil finishers on the market.

LEVELING POWER – The I-4200's 5 inch blade spacing and the front rows of concave blades deliver additional leveling power to smooth fall ruts and create a more even seedbed for accurate high speed planting in the spring.

LEVELING POWER – The I-4200's tight coulters spacing and front rows of concave blades mulch and evenly bury more residue for more rapid uniform decomposition that does not leave bunches of residue in the seedbed.

ADD SWITCHBLADE SHANKS – With SwitchBlade hydraulic shanks, the I-4200 converts from vertical tillage to fertilizer applicator in seconds.

*Shown with FlexFinish harrows.



Seedbed Preparation: 2 inches - 3 inches, 2 passes

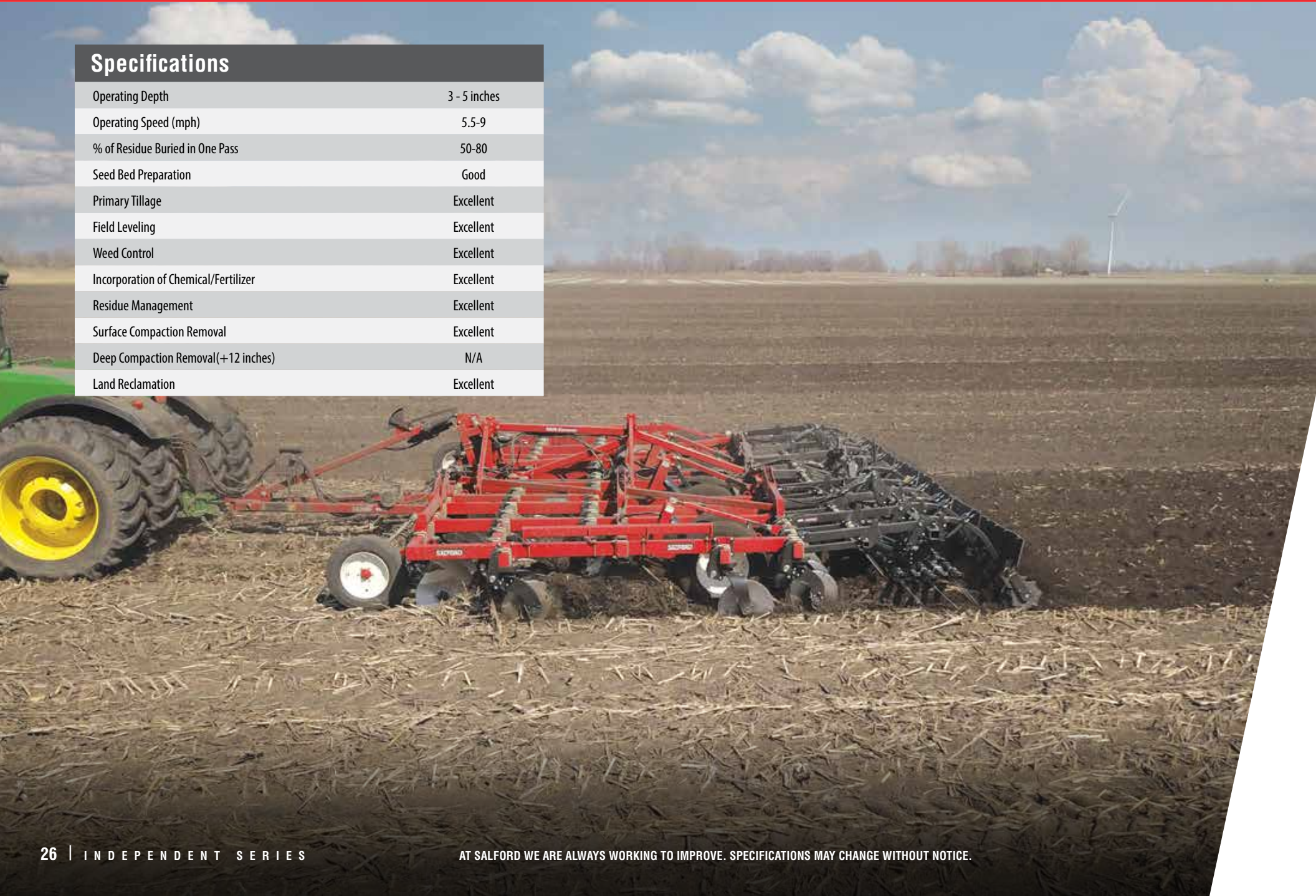
Fall Tillage: Maximum operating depth - 4 inches



5200 ENFORCER

Specifications

Operating Depth	3 - 5 inches
Operating Speed (mph)	5.5-9
% of Residue Buried in One Pass	50-80
Seed Bed Preparation	Good
Primary Tillage	Excellent
Field Leveling	Excellent
Weed Control	Excellent
Incorporation of Chemical/Fertilizer	Excellent
Residue Management	Excellent
Surface Compaction Removal	Excellent
Deep Compaction Removal(+12 inches)	N/A
Land Reclamation	Excellent



High Speed Primary Tillage



FAST & AGGRESSIVE – The 5200 *ENFORCER* expands on the capabilities of its predecessor, the I-5100, in tough field conditions. The *ENFORCER* is engineered to level and uniformly mix soil and residue between 3 inches and 5 inches. The redesigned blade layout increases the stability of the machine.

EVEN MORE CLEARANCE – The patent pending rubber suspension blade mount has been completely redesigned to create even more clearance between the four rows of concave blades. The four rows of blades on a deep frame give the 5200 *ENFORCER* much more clearance than compact, high speed discs.

SUPERIOR FINISHING – Four rows of concave blades replicate two passes with a tandem disc or compact disc. The tillage action from the four rows of blades creates a superior residue blend and field finish in one pass that is often ready as a stale seedbed in the spring.

WET OR DRY – The heavy-duty blade mounts and added clearance on the 5200 penetrate dry, hard ground and won't plug in wet soil.

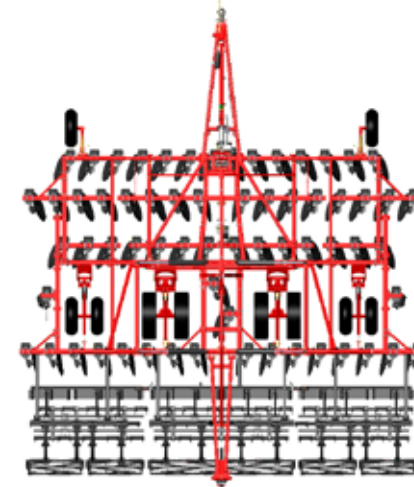
COMPOUND BLADE ANGLE – The 5200's patent pending rubber suspension blade mounts hold the blade on two angles; the first three rows are open faced similar to position the blade similar to the angled gang on a tandem disc. The blades are also tipped under to create suction that holds the 5200 in the ground when going through hard soil.

TOP DOWN VIEW FRONT VIEW

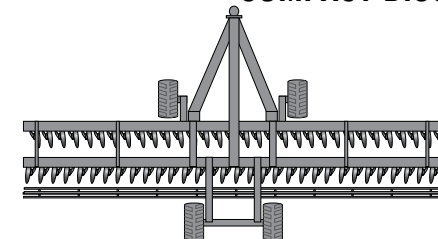


LEADING OBSTACLE PROTECTION – The 5200's rubber suspension blade mounts allow each blade to flex up to 5 inches for industry leading obstacle protection. Since each blade faces obstacles on it's own, unlike a tandem disc, the 5200 excels in rough, rocky fields.

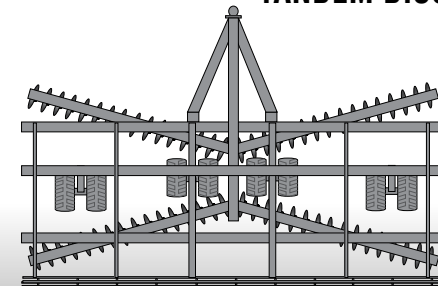
5200 ENFORCER



COMPACT DISC



TANDEM DISC



COVER CROP APPLICATORS

SALFORD'S VALMAR COVER CROP / HERBICIDE APPLICATORS



MODEL 6056, 60 CUFT APPLICATOR ON THE CHARIOT PULL TYPE CART

SEED & APPLY FASTER – Valmar 55 and 56 Series are ideal for low rate granular applications like cover crops or herbicides. Salford's Valmar granular applicators can be paired with virtually any implement between 16 feet and 80 feet. Combined with Salford's tillage equipment these machines make high speed seeders, applicators and pasture aeration tools.

UNIVERSAL MOUNTING OPTIONS –

New mounting options for the Valmar 55 & 56 Series applicators include a **Pull Type Cart** and **3 Point Hitch mount**. These new mounting systems make the applicators even easier to fill and calibrate and keep them lower to the ground for safer operation.

FIGHT HERBICIDE RESISTANCE – The Salford's Valmar implement mount applicators are ideally suited for battling herbicide resistant weeds like wild oats. Salford's Valmar equipment are the applicators of choice for products like Edge®, Fortress® or Avadex®. Edge, Fortress and Avadex are products of Gowan Company.

GENTLE, ACCURATE DELIVERY – The highly accurate Valmar metering system is proven as a gentle delivery method for seed, fertilizer or herbicide. 55 and 56 Series models can be equipped with hydraulic drive options or standard ground drive systems. The ground driven meter has a 60 speed gearbox capable of changing rates in 5% increments.

NEW 56 SERIES MODELS – New 56 series models feature poly tanks and optional stainless steel metering. The new 56 series employ Valmar's tested, accurate metering systems and can now handle a wider range of products including fertilizer.



3 POINT MOUNT OPTION

PATHFINDER

PATHFINDER Specifications

The *PATHFINDER* is a self-steering undercarriage made to carry seed and fertilizer application systems.

Tires	Standard: 380/90R46	Optional: 480/80R46
Steering	Standard: Implement guided steering - 5-point mechanical link	
Implement Connection	Highly adaptable double ball hitch to fit virtually any leading implement *Special hitch options may be required.	
Tow Hitch	Optional tow hitch for trailing implements	
Axle Spacing	120" (20", 30" rows), 132" (22" rows), 144" (36" rows), 152" (38" rows), 160" (40" rows)	

VALMAR ST-6 & ST-10 Specifications

Capacity	ST-6: 185 cu ft (6 ton, 185 cu. ft.)
	ST-10: 4-section control dual product (10 ton, 120 cu. ft. and 180 cu. ft. tanks)
Drive	Hydraulic Variable Rate
Application Rate	Up to 650 lbs/ac on 12 row unit @ 5.5 mph
Working Width	8-24 outlets, split for up to 48 rows

Finding the Path to Higher Yields

SALFORD

HIGH CAPACITY, HIGHLY ACCURATE, SELF-STEERING CART –

The *PATHFINDER* and ST series commodity metering system add high capacity, multi-product, fertilizer delivery to tillage equipment, strip-till bars, side dress applicators and planters. The universal double ball hitch can be adapted to fit virtually any frame design.

ROW CROP APPLICATION – The *PATHFINDER* features a high clearance axle for post emergence, inter-row application. The axle can be stubbed out to match various row crop spacings.

UNIVERSAL MOUNT – Carry many aftermarket seed and fertilizer delivery tanks, including liquid or dry product delivery equipment

ACKERMAN STEERING ACCURACY – Using the Ackerman steering principle the *PATHFINDER* tracks more accurately behind implements. This steering principle reduces stress on the implement and cart while reducing the horse power required to maneuver. (See diagram below)



SPECIFICATIONS

I-1100 Specifications

Size	Frame Sections	Number of Coulters*	Transport Height	Transport Width	Approx. lbs with harrows	H.P. Required*
16'	3- Flat fold	25	10'	10'	9,500	160 - 200
20'	3	33	11'2"	13'3"	12,200	200 - 240
24'	3	37	12'8"	13'3"	14,400	240 - 290
28'	3	45	13'	15'8"	17,400	280 - 340
31'	3	49	14'6"	15'8"	18,100	310 - 380
36'	3	57	14'2"	21'	21,900	360 - 440
41'	3	65	16'6"	21'	23,300	410 - 500
41'	5 Bi-fold	65	13'6"	18'9"	28,700	410 - 500
50'	5 Bi-fold	79	14'3"	19'	33,600	500+
60'	5 Bi-fold	97	15'8"	21'10"	39,200	500+

*Horsepower requirements vary by speed and operating depth. Transport dimensions include harrows.

Operating Guide

Operation	Crop Type	Depth
Seed bed preparation	Corn, Cereal Grains, Hay & Pasture	1.5" - 2" (less than or equal to planting depth)
Seed bed preparation	Soybean, Edible beans, Canola, Pulse Crops	2" - 3" (equal to or slightly more than planting depth)
Fall residue management	All crops	2.5" or deeper (coulters must stay clear of field surface)
Seeding	Cereals, canola, cover crops, hay/pasture blend	2" or less
Fertilizer Application	All types	2" or more



I-1200 Specifications

Size	Frame Sections	Number of Coulters*	Transport Height	Transport Width	Approx. lbs with harrows	H.P. Required*
16'	3- Flat fold	37	10'	10'	11,400	180 - 210
20'	3	49	11'2"	13'3"	13,400	220 - 260
24'	3	57	12'8"	13'3"	16,000	270 - 320
28'	3	69	13'	15'8"	19,200	310 - 370
31'	3	73	14'6"	15'8"	19,900	350 - 410
36'	3	85	14'2"	21'	24,300	400 - 470
41'	3	97	16'6"	21'	31,000	460 - 540
41'	5 Bi-fold	97/99**	13'6"	19'	26,100	460 - 540
50'	5 Bi-fold	117/119**	14'3"	19'	36,700	500+
60'	5 Bi-fold	145	15'8"	21'10"	43,000	500 +

* Horsepower requirements vary by speed and operating depth. Transport dimensions include harrows.

** Number of coulters varies, depending on spacing of shank kit.

Operating Guide

Operation	Crop Type	Depth
Seed bed preparation	Corn, Cereal Grains, Hay & Pasture	1.5" - 2" (less than or equal to planting depth)
Seed bed preparation	Soybean, Edible beans, Canola, Pulse Crops	2" - 3" (equal to or slightly more than planting depth)
Fall residue management	All crops	2.5" or deeper (coulters must stay clear of field surface)
Seeding	Cereals, canola, cover crops, hay/pasture blend	2" or less
Fertilizer Application	All types	2" or more

SPECIFICATIONS

I-2100 Specifications						
Size	Frame Sections	COIL-TECH II # of Coulters	Transport Height	Transport Width	Approx. lbs with harrows	H.P. Required*
12'	1	19	No wings	13'3"	8,000	140 - 160
16'	3 Flat Fold	25	10'	10'	11,400	180 - 210
20'	3	33	11'2"	13'3"	15,700	220 - 260
24'	3	37	12'8"	13'3"	16,200	270 - 320
28'	3	45	13'	15'8"	19,700	310 - 370
31'	3	49/55**	14'6"	15'8"	20,500	350 - 410
36'	3	57	14'2"	21'	24,700	400 - 470
41'	3	65/74**	16'6"	21'	26,600	460 - 540
41'	5 Bi-fold	65/72**	13'6"	19"	31,900	460 - 540
50'	5 Bi-fold	79/87**	14'3"	19'	37,500	500 +
60'	5 Bi-Fold	97	15'8"	21'10"	44,100	500 +

* Horsepower requirements vary by speed and operating depth. Transport dimensions include harrows. ** Number of coulters varies, depending on spacing of shank kit.

SwitchBlade 1,300lb Hyd. Shank Kits				
Machine Size	15" Spacing		30" Spacing	
	# of Shanks	Fertilizer Coverage	# of Shanks	Fertilizer Coverage
12'	9	11'3"	5	12'
16'	11	13'9"	6	15'
20'	15	16'3"	8	17'6"
24'	17	21'3"	9	22'6"
28'	21	26'3"	11	27'6"
31'	23	28'9"	12	30'
36'	27	33'9"	14	35'
41'	31	38'9"	16	40'
41' **	31	38'9"	16	40'
50' **	39	48'9"	19	47'6"
60' **	47	58'9"	23	57'6"

Shank kits require an additional average of 3 horsepower per shank.
** 5 Section bi-fold frame

Operating Guide		
Operation	Crop Type	Depth
Seed bed preparation	Corn, Cereal Grains, Hay & Pasture	1.5" - 2"(less than or equal to planting depth)
Seed bed preparation	Soybean, Edible beans, Canola, Pulse Crops	2" - 3" (equal to or slightly more than planting depth)
Fall residue management	All crops	2.5" or deeper(coulter hubs must stay clear of field surface)
Seeding	Cereals, canola, cover crops, hay/pasture blend	2" or less
Fertilizer Application	All types	2" or more



I-2200 Specifications						
Size	Frame Sections	# of Coulters	Transport Height	Transport Width	Approx. lbs with harrows	H.P. Required *
16'	3	37	10'	10'	14,000	200 - 240
20'	3	49	11'2"	13'3"	17,000	240 - 300
24'	3	57	12'8"	13'3"	19,100	290 - 360
28'	3	69	13'	15'8"	23,700	340 - 420
31'	3	73	14'6"	15'8"	24,400	380 - 470
36'	3	85	14'2"	21'	30,000	440 - 540
41'	3	97	16'6"	21'	36,800	500 +
41'	5 Bi-fold	97	13'6"	18'9"	32,300	500 +
50'	5 Bi-fold	119	14'3"	19'	47,170	500 +

*Horsepower requirements vary by speed and operating depth. Transport dimensions include harrows.

SwitchBlade 1,300lb Hyd. Shank kits				
Machine Size	15" spacing		30"spacing	
	# of Shanks	Fertilizer Coverage	# of Shanks	Fertilizer Coverage
16'	11	13'9"	6	15'
20'	15	16'3"	8	17'6"
24'	17	21'3"	9	22'6"
28'	21	26'3"	11	27'6"
31'	23	28'9"	12	30'
36'	27	33'9"	14	35'
41'	31	38'9"	16	40'
41' (5 sect)	31	38'9"	16	40'
50' (5 sect)	39	48'9"	19	47'6"

Shank kits require an additional average of 3 horsepower per shank

Operating Guide		
Operation	Crop Type	Depth
Seed bed preparation	Corn, Cereal Grains, Hay & Pasture	1.5" - 2"(less than or equal to planting depth)
Seed bed preparation	Soybean, Edible beans, Canola, Pulse Crops	2" - 3" (equal to or slightly more than planting depth)
Fall residue management	All crops	2.5" or deeper(coulter hubs must stay clear of field surface)
Seeding	Cereals, canola, cover crops, hay/pasture blend	2" or less
Fertilizer Application	All types	2" or more

SPECIFICATIONS

I-4100 Specifications

Size	Frame Sections	# of Concave / Coulters	Transport Height	Transport Width	Approx. lbs with harrows	H.P. Required*
16'	3 Flat-Fold	11 / 14	10'	10'	12,200	180 - 210
20'	3	15 / 18	11' 2"	13' 10"	14,700	220 - 260
24'	3	17 / 20	12' 8"	13' 10"	16,300	270 - 320
28'	3	21 / 24	13'	15' 8"	19,900	310 - 370
31'	3	23 / 26	14' 6"	15' 8"	20,800	350 - 410
36'	3	27 / 30	14' 2"	21'	24,900	400 - 470
41'	3	31 / 34	16' 6"	21'	27,100	460 - 540
41'	5 Bi-fold	31 / 34	13' 6"	18' 9"	32,300	460 - 540
50'	5 Bi-fold	39 / 40	14' 3"	19'	37,800	500 +
60'	5 Bi-Fold	47 / 50	15' 8"	21' 10"	44,600	500 +

*Horsepower requirements vary by speed and operating depth. Transport dimensions include harrows.

SwitchBlade 1,300lb Hyd. Shank Kits

Machine Size	15" Spacing		30" Spacing	
	# of Shanks	Fertilizer Coverage	# of Shanks	Fertilizer Coverage
16'	11	13'9"	6	15'
20'	15	16'3"	8	17'6"
24'	17	21'3"	9	22'6"
28'	21	26'3"	11	27'6"
31'	23	28'9"	12	30'
36'	27	33'9"	14	35'
41'	31	38'9"	16	40'
41' **	31	38'9"	16	40'
50' **	39	48'9"	19	47'6"

SwitchBlade shanks on I-4100 only for fertilizer application.

Shank kits require an additional average of 3 horsepower per shank. ** 5 Section bi-fold frame

** 5 Section bi-fold frame

Operating Guide

Operation	Crop Type	Depth
Seedbed preparation*	All Crops	2" - 3"
* For seedbed preparation with the I-4100 run two passes at slightly opposite angles. The machine should be tipped 1" to 1.5" to the rear so that the coulters penetrate deeper than the concave blades. Not recommended for seedbed preparation in heavy clay soils.		
Fall residue management	All crops	3 or deeper (coulters must stay clear of field surface)



I-4200 Specifications						
Size	Frame Sections	# of Concave / Coulters	Transport Height	Transport Width	Approx. lbs with harrows	H.P. Required *
16'	3	11 / 26	10'	10'	14,300	210 - 260
20'	3	15 / 34	11' 2"	13' 10"	17,400	260 - 320
24'	3	17 / 40	12' 8"	13' 3"	19,650	320 - 390
28'	3	21 / 48	13'	15' 8"	24,100	370 - 450
31'	3	23 / 50	14' 6"	15' 8"	24,800	410 - 500
36'	3	27 / 58	14' 2"	21'	30,500	470 - 580
41'	3	31 / 66	16' 6"	21'	32,800	500+
41'	5 Bi-fold	31 / 66	13' 6"	18' 9"	37,250	500+
50'	5 Bi-fold	39 / 80	14' 3"	19'	47,650	500 +

*Horsepower requirements vary by speed and operating depth. Transport dimensions include harrows.

SwitchBlade 1,300lb Hyd. Shank Kits				
Machine Size	15' Spacing		30' Spacing	
	# of Shanks	Fertilizer Coverage	# of Shanks	Fertilizer Coverage
16'	11	13'9"	6	15'
20'	15	16'3"	8	17'6"
24'	17	21'3"	9	22'6"
28'	21	26'3"	11	27'6"
31'	23	28'9"	12	30'
36'	27	33'9"	14	35'
41'	31	38'9"	16	40'
41' **	31	38'9"	16	40'
50' **	39	48'9"	19	47'6"

SwitchBlade shanks on I-4100 only for fertilizer application.

Shank kits require an additional average of 3 horsepower per shank. ** 5 Section bi-fold frame

** 5 Section bi-fold frame

Operating Guide		
Operation	Crop Type	Depth
Seedbed preparation*	All Crops	2" - 3"
* For seedbed preparation with the I-4200 run two passes at slightly opposite angles. The machine should be tipped 1" to 1.5" to the rear so that the coulters penetrate deeper than the concave blades.		
Fall residue management	All crops	3 or deeper (coulters must stay clear of field surface)

SPECIFICATIONS

5200 ENFORCER Specifications

Size	Working Width	# of Concave Blades	Transport Height	Transport Width	Approx. weight with Harrows (lbs)	H.P. Required* (15-20 per ft)
12'	12' 1"	28	No Wings	13' 10"	11, 100	180 - 240
16'	15' 5"	36	9'	11' 6"	15, 600	240 - 320
19'	18' 9"	44	10' 3"	15' 2"	20, 700	280 - 380
22'	22' 1"	52	12' 4"	15' 2"	22, 800	330 - 440
25'	25' 5"	60	13' 5"	15' 2"	24, 000	380 - 500
29'	28' 9"	68	14' 7"	15' 2"	27, 900	430 - 580
36'	35' 5"	84	14' 6"	20' 6"	37, 200	540+
39'	38' 9"	92	15' 11"	20' 6"	38, 000	540+

*Horsepower requirements vary by speed and operating depth. Transport dimensions include harrows.

Operating Guide

Operation		Depth*
Fall residue management	All crops	3" - 5" (disc hubs must stay clear of field surface)
Seedbed preparation	All crops	2" - 3.5" Depth varies by amount of residue cover
Nutrient Incorporation	All types	3" - 5"

* Optional 24" blades are required for operating 5" deep

55 Series Granular Fertilizer Applicator Specifications

Model	Capacity (cu. ft.)*	Outlets	Application Width	Hydraulic Fan Drive (3200-4000 rpm)
1655	33 cu. ft. (900lb)	16	16-40 ft.	8 gal./min.

- Hopper - Mild steel with 2 part urethane primer and 2 part urethane top coat paint
- Product level sight gauge

56 Series Granular Fertilizer Applicator Specifications

Model	Capacity (cu. ft.)*	Outlets	Application Width	
4056	40 cu. ft. (1800lb)	16	24-60 ft.	11.5 gal./min
6056	60 cu. ft. (2700lb)	24 or 32	32-80 ft.	11.5 gal./min

- Hopper - Polyethylene, translucent, plastic

Hopper

- Weather tight lid
- Hopper bottom shut-off slide gates

Metering

- Air manifold and venturi system drop for easy cleaning
- Manual half shut off on either side (except 1655)
- 28 groove plastic fluted metering rollers OR 12 groove available for more coarse material or higher rates

HYDRAULIC DRIVE OPTION

- Hydraulic metering, motor only
- Hydraulic metering, Rate Control Ready. Includes motor, flow control valve, meter encoder, fan speed and bin level sensors. Does not include ECU, harness or cab display.
- Hydraulic metering, with granular rate control. Includes motor, ISOBUS compatible ECU* and harness, flow control valve, meter encoder, fan speed and bin level sensors. Does not include display.

GROUND DRIVE OPTION

- 60 speed gearbox with 5% between settings
- In-cab electric clutch control and air manifold monitor
- Optional hydraulic engage/disengage

Options

- Stainless steel air manifold and venturi system
- 12 groove roller assemblies for coarse material
- Fitted tarp
- Outlet blocker kits and line splitters to match a specific number of required runs in special mounting situations
- Agitator kits
- Delivery hose quick coupler kits
- 1.25 in. ID flexible PVC hose
- Broadcast deflectors mount individually to the implement frame

Strip Till Granular Fertilizer Applicator Specifications

	ST-6	ST-10
Hopper Capacity	• 185 cu ft 6 Tons	• 300 cu ft (120/180 cu ft) 10 Tons (4 / 6 ton)*
Tank Configuration	• Single compartment	• Two tanks
Tank Material	• High Density Polyurethane	• High Density Polyurethane
Number of products	• Single product	• Single or dual product
Metering Sections	• Up to four sections (Electric clutches per section)	• Up to four sections (Electric clutches per section)
Tank Features	<ul style="list-style-type: none"> • Product level sight gauge • Air Manifold gauge • Hopper Screen • Ladder and platform assembly (only on ST-10 when sold with <i>PATHFINDER</i>) 	
Air Manifold	• 8, 12, 16, 18, 24 Outlet manifolds (choose at the time of ordering)	
Meter	<ul style="list-style-type: none"> • Plastic peg meters rollers with brush for self cleaning • Manual hopper bottom shut-off slide gates • 8 GPM PWM Valve • Meter encoder, Fan speed sensor, Bin level sensor 	
Implement Mounting	<ul style="list-style-type: none"> • Standard mounting leg assembly with hardware* *May require customer modification to fit various implements. ST-10 does not come standard with mounting hardware. 	
Fan	• Hydraulic fan drive. Requires 17 GPM @ 2800 psi. Case drain required. Hoses to tractor not included.	
Air Routing	<ul style="list-style-type: none"> • 200 feet of 2 inch or 2.5 inch air line • Air distribution routing may require additional 2 inch or 2.5 inch air line. 	
Options	<ul style="list-style-type: none"> • Air line splitters • Low rate peg meter rolls • Air diffuser kit for broadcast application. 	
Optional Control Packages and Scales	<ul style="list-style-type: none"> • ISOBUS Controls* (includes ECU and harness) • 20' ISOBUS extension cable • Digistar Scale Kit (includes one cab display) • Digistar SCALE-LINK Scale kit for ISOBUS Displays 	
	<small>*For use with 3rd party ISOBUS 11783 cab consoles utilizing prescription mapping (i.e. JD 2630, CaseIH Pro700, AGCO Command Center, Trimble TMX2050, etc.) * ISOBUS compliance does not guarantee compatibility with all functionality on 3rd party ISOBUS displays; Non-ISOBUS displays are not compatible with this controller. Always consult with the display manufacturer before purchase - Prescription mapping and/or auto section control may require software unlock. Ensure latest display firmware version is installed.</small>	

PATHFINDER Tire Specifications

	6 Ton	10 Ton
Wheel Hub	• 10 Bolt	• 10 Bolt
Standard Tire	• 380 / 90 R46 156A	• 380 / 90 R46 173D
Optional Row Crop Tire	• 480 / 80 R46 168A8	• 480 / 80 R46 174A8
Optional Floatation Tire		• 800 / 65 R32
Compatible Fertilizer System	• ST-6	• ST-10



SALFORD

USA - Osceola, Iowa • Cornelia, Georgia
Canada - Salford, Ontario • Elie, Manitoba

Phone: 519-485-1293
Toll Free: 1-866-442-1293
Email: sales@salfordgroup.com

www.salfordgroup.com

INDEPENDENT SERIES

I-1100
I-1200
I-2100
I-2200
I-4100
I-4200

AERWAY

HAY &
PASTURE
TILLAGE
ORCHARD/
VINEYARD
TURF

TILLAGE

5200
ENFORCER
9200 IN-LINE
RIPPER
MOLDBOARD
PLOWS
CULTIVATORS
UNIVERSAL
HARROWS

BBI SPREADERS

MAGNASPREAD
PULL-TYPE
MAGNASPREAD
CHASSIS MOUNT
ENDURANCE
LIBERTY
GRASSHOPPER
CRICKET
TROOPER

VALMAR APPLICATORS

55/56 SERIES
FERTI-Go
1255 PULL-TYPE
245/246 PULL-TYPE
6700 CHASSIS
MOUNT
5500 PULL-TYPE
8600 PULL-TYPE
8700 PULL-TYPE
9620 PULL-TYPE

VALMAR APPLICATORS

455 FORAGE
PRESERVATIVE
APPLICATOR
ST-4, ST-6, ST-10
PATHFINDER CART

SEEDING

525 AIR DRILLS
AIR CARTS

