



Enhanced Unloading Speed and Reach!



If you're looking for an economical, valuable and time-saving addition to your farming operation, look to the Killbros® family of side-folding, single-auger grain carts. All models feature the quality materials and construction associated with Killbros products for more than 60 years. Plus, their added unloading speed and reach will help you improve your harvest productivity.

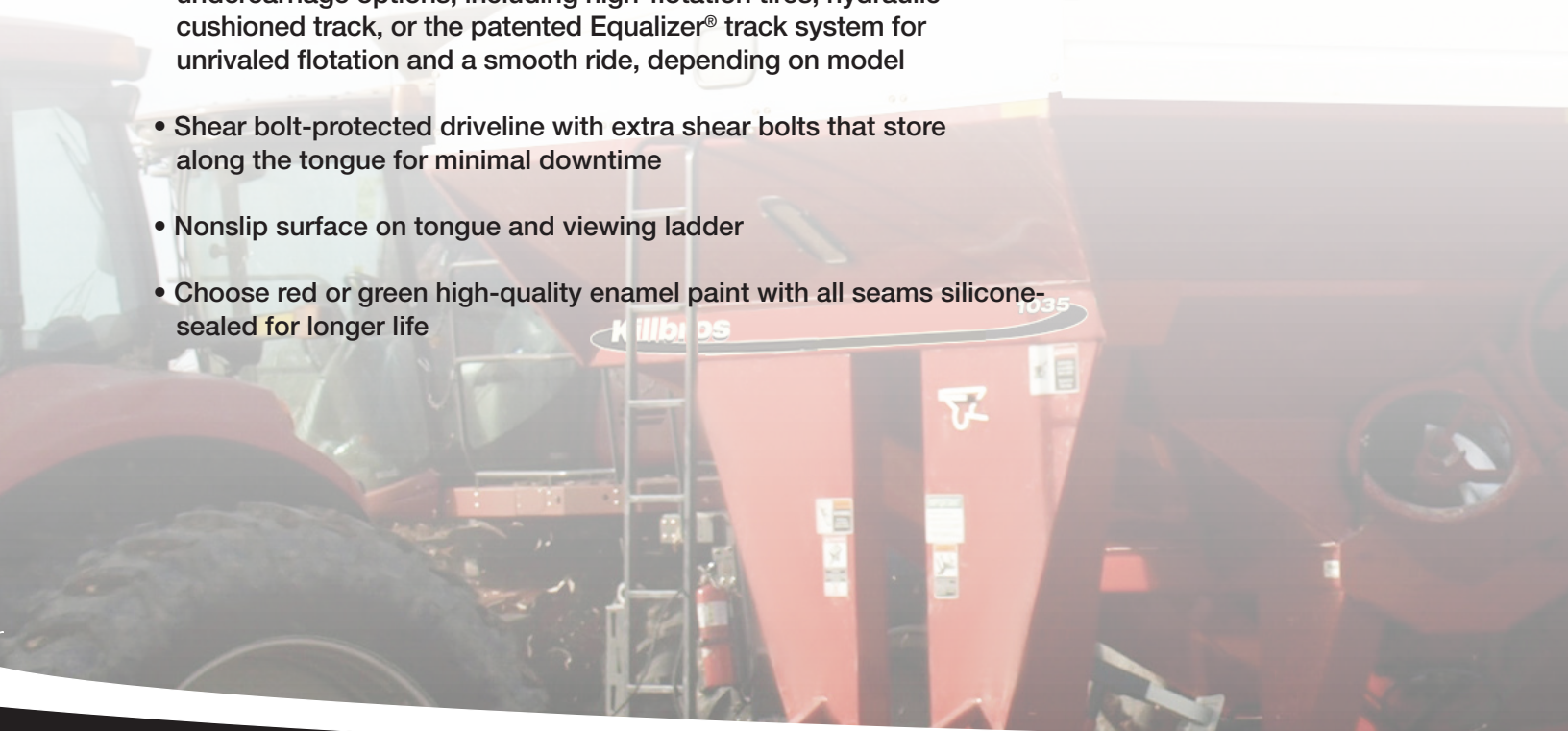
Killbros

CORNER-AUGER CART FEATURES AND BENEFITS

- 1 | Hydraulically operated flow-control door with gauge for metering grain allows for easy topping off of trucks
- 2 | Transport lights, reflective striping and transport chain for safer road travel
- 3 | Convenient storage for hydraulic hoses
- 4 | Clevis or single tang, swivel-style hitch prevents damage to tractor drawbar
- 5 | Standard LED auger light for nighttime unloading
- 6 | Direct-mounted auger-fold cylinder provides positive locking control with fewer moving parts. Killbros carts feature nickel undercoating and chrome plating on the cylinder for the best protection against weathering
- 7 | Lower auger sump placement enables steeper front and rear slopes for complete and easy cleanout

ADDITIONAL FEATURES

- Killbros grain carts are available with a great selection of undercarriage options, including high-flotation tires, hydraulic-cushioned track, or the patented Equalizer® track system for unrivaled flotation and a smooth ride, depending on model
- Shear bolt-protected driveline with extra shear bolts that store along the tongue for minimal downtime
- Nonslip surface on tongue and viewing ladder
- Choose red or green high-quality enamel paint with all seams silicone-sealed for longer life



1150 | 500 BU CAPACITY
14" AUGER

1160 | 600 BU CAPACITY
14" AUGER

KILLBROS MODELS 735, 835, 1035 AND 1135

THE 35-SERIES MODELS feature larger-diameter and greater-length augers than previous models for enhanced unloading speed and reach. The 20" diameter augers unload up to 500 bushels per minute and the 18" augers unload up to 400 bushels per minute for a quicker return to the combine. The two-way downspout makes topping off the load quicker and easier.



- Standard two-way downspout for added unloading control
- Single-point, patented cushioned auger connection and aligned flighting for longer life and enhanced grain flow

- Single-tang cast steel hitch with chamfered opening and non-slip tread on tongue



- Tubular steel frame and axle construction to handle the heavy loads — optional adjustable axles on larger models




- Wheel-operated cleanout door on 35 series, lever-operated on 1150 and 1160


735 | 750 BU CAPACITY
18" AUGER

835 | 850 BU CAPACITY
18" AUGER

AVAILABLE OPTIONS



- Weatherguard roll-over tarp to protect grain is standard on 1135; optional on others as factory, or field installed



- Hydraulic drive kit for easily converting from PTO drive



- UHarvest® Pro data management system provides full ISOBUS terminal operation for reliably recording grower, farm, field and other harvest-critical information. An app provides easy sharing of data using a mobile device and supplied Bluetooth connection to included Slingshot account. It tracks, stores and sends detailed harvest information.
- Basic or enhanced scale packages with large LCD readout and easy operation for any operator



Track Options

- All tracked undercarriages are factory aligned and ready for in-field use and feature heavy-duty greaseable hubs with purgeable, triple-lip seals for longer life

Traditional Tracks

- Hydraulic-tensioning design features steel end-wheels, pivoting cast bogie wheels and hydraulic hoses for easy adjustment using tractor's hydraulics
- Exclusive 36" wide rubber track belt design construction molds the tread, lugs and belt together as one piece for greater longevity
- Model 1135 can be outfitted with a track featuring 40" end wheels, 4 bogie wheels and 105" of ground contact, or track with 40" end wheels, 2 bogie wheels and 87" of ground contact. A track with 32" end wheels, 2 bogie wheels and 75" of ground contact is available for models 835, 1035 and 1135

Equalizer® Tracks

- Patented Equalizer® tracks for model 1135 are independently cambered to follow ground contours for optimum flotation and minimum compaction
- 42"-wide x 131" belt for enhanced maneuverability and greater flotation
- Exclusive rubber belt design with shallow tread for greater flotation and traction
- 40" main idler wheels with 10-bolt hubs for added durability
- Cast, pivoting mid-rollers are on the same plane as the main idler wheels for optimum flotation
- Hydraulic belt tensioning adjustment for easier track alignment
- Auto-greaser for automatic grease application at more frequent intervals for consistent, optimum lubrication on track undercarriages, standard on Equalizer track, optional on others

1035 | 1000 BU CAPACITY
20" AUGER

1135 | 1100 BU CAPACITY
20" AUGER



Model 1150



Model 1160

Loaded Ground Pressure*

Tire Size	Model Number					
	1150	1160	735	835	1035	1135
Equalizer Tracks - 42" x 131"						11.08
Hydraulic-Tension Tracks - 36" x 148"						10.70
Hydraulic-Tension Tracks - 36" x 131"						12.64
Hydraulic-Tension Track - 36" x 112"				11.40	11.76	14.11
480/80x46 Duals					19.11	
420/80x46 Duals			17.58	19.87		
520/85x42 Duals			12.02	13.53	15.78	
480/80x42 Duals			14.96	16.86		
520/85x38	17.05	20.11	31.66			
1250/50x32 (188A8)					14.88	16.11
IF1250/50x32 (188A8)					12.81	13.87
1250/50x32 (201A)						
1050/50x32					18.48	20.18
900/70x32						22.65
900/65x32			16.17	18.27	21.21	23.03
900/60x32			18.84	21.29	24.72	
800/65x32			17.56	20.08		
IF800/60x32			21.07	24.12		
650/75x32			22.16			
30.5x32 R-1/R-3	14.99/18.25	17.50/21.31				
24.5x32	17.00	19.93		24.81		
23.1x26 R-1/R-3	17.72/18.65					

*Loaded P.S.I. calculated at 3" soil penetration depth and is presented for relative comparison of the options



SINGLE-AUGER GRAIN CARTS SPECIFICATIONS

Model Number	1150	1160	735	835	1035	1135
Capacity* (bushels)	500	600	750	850	1000	1100
Minimum Tractor HP	130	140	150	180	200	200
Loaded Tongue Weight (lbs)	3200	3600	4990	5550	4700	4800
Empty Tongue Weight (lbs)	900	1000	1200	1350	1450	1500
Auger Diameter	14"	14"	18"	18"	20"	20"
Unload Speed (bushels/minute)	300	300	450	450	500	500
Flighting Thickness	5/16"	5/16"	7/16"	7/16"	7/16"	7/16"
Hub Size/Spindle Diameter**	10-Bolt 2 7/8"	10-Bolt 3 3/4"	10-Bolt 4 1/2"	10-Bolt 4 1/2"	10-Bolt 4 1/2"	10-Bolt 4 1/2"
Hydraulic Remotes Required	2	2	3	3	3	3
Front/Rear Hopper Slope (degrees)	36/36	36/36	39/34	39/34	39/34	39/34
A. Hopper Length	13' 10"	13' 10"	16'	16'	21' 6"	21' 6"
B. Hopper Width	11' 10"	11' 10"	11' 10"	11' 10"	11' 10"	13'
C. Auger Side Reach Max (to inside of rubber spout)	7' 3"	6' 2"	9' 2"	9' 2"	9' 9"	9' 9"
C. Auger Side Reach Min (to inside of rubber spout)	7' 3"	6' 2"	7' 2"	7' 2"	7' 3"	7' 3"
D. Overall Transport Length	23' 10"	23' 10"	27' 7"	27' 7"	29' 7"	29' 7"
E. Hitch to Center of Axle	13' 6"	13' 6"	15' 7"	15' 7"	16' 10"	16' 10"

Single Wheels & Tires

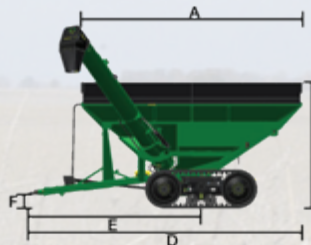
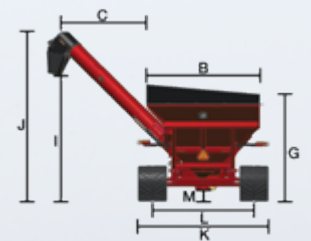
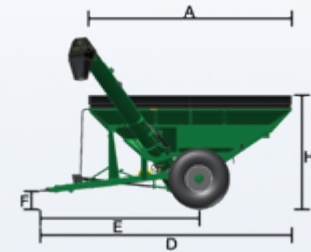
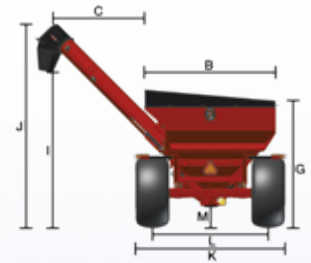
Measured Undercarriage	Rigid Axle 520/85x38	Rigid Axle 24.5x32	Rigid Axle 800/65x32	Rigid Axle 800/65x32	Rigid Axle 900/65x32	Adj Axle 1050/50x32
Empty Weight (lbs)	7120	7300	11,450	12,750	13,340	14,500
F. Hitch Height	1' 7"	1' 7"	1' 7"	1' 10"	1' 10"	1' 10"
G. Hopper Height Low Side	9' 8"	10' 2"	11'	11' 3"	11' 8"	11' 8"
H. Hopper Height High Side	11'	11' 6"	12'	12' 3"	12' 6"	12' 7"
I. Auger Height with Spout Straight Down	12' 5"	12' 5"	12' 11"	12' 11"	13'	13'
J. Height to Top of Auger in Unload Position	14' 11"	14' 11"	17' 11"	17' 11"	17' 11"	17' 11"
K. Width Outside of Tires	11' 10"	12'	12' 10"	12' 10"	14' 4"	14' 6"
L. Center of Tire to Center of Tire	10'	10'	10'	10'	11' 2"	11' 3" min. 12' 9" max.
M. Underframe Height	1' 4"	1' 4"	1' 5"	1' 5"	1' 5"	1' 5"

Tracks

Measured Undercarriage	-	-	-	36" x 112" Hyd.-Tension	36" x 112" Hyd.-Tension	36" x 112" Hyd.-Tension
Empty Weight (lbs)	-	-	-	19,000	19,400	19,550
F. Hitch Height	-	-	-	1' 5"	1' 5"	1' 5"
G. Hopper Height Low Side	-	-	-	11' 3"	11' 1"	11' 1"
H. Hopper Height High Side	-	-	-	12' 3"	12' 1"	12' 2"
I. Auger Height with Spout Straight Down	-	-	-	12' 10"	12' 11"	12' 11"
J. Height to Top of Auger in Unload Position	-	-	-	17' 8"	17' 7"	17' 7"
K. Width Outside of Tracks	-	-	-	13' 7"	13' 11"	13' 11"
L. Center of Track to Center of Track	-	-	-	10' 7"	10' 11"	10' 11"
M. Underframe Height	-	-	-	1' 4"	1' 1"	1' 1"

*Capacities measured with #2 corn, with 15% moisture and 56 pound test weight

**Constructed from high-tensile strength steel



Stop by your nearest dealer to see how Killbros grain carts can help make your farming operation more efficient. For more information, and to find your nearest Killbros dealer, visit us at killbrosequip.com.

Unverferth
Manufacturing Company, Inc.

P.O. Box 357 • Kalida, Ohio 45853
(419) 532-3121 • unverferth.com

www.killbrosequip.com

Due to continuing improvements in the design and manufacture of Unverferth products, all specifications contained herein are subject to change without notice.

©2019 Unverferth Manufacturing Co., Inc. Printed in U.S.A.

®™ Trademarks, registered or applied for, of Unverferth Manufacturing Co., Inc., Kalida, OH

Additional facilities in California, Georgia, Iowa, Nebraska, North Dakota, Oregon, Texas, Ontario and Saskatchewan, Canada



kbcorner9103110M5