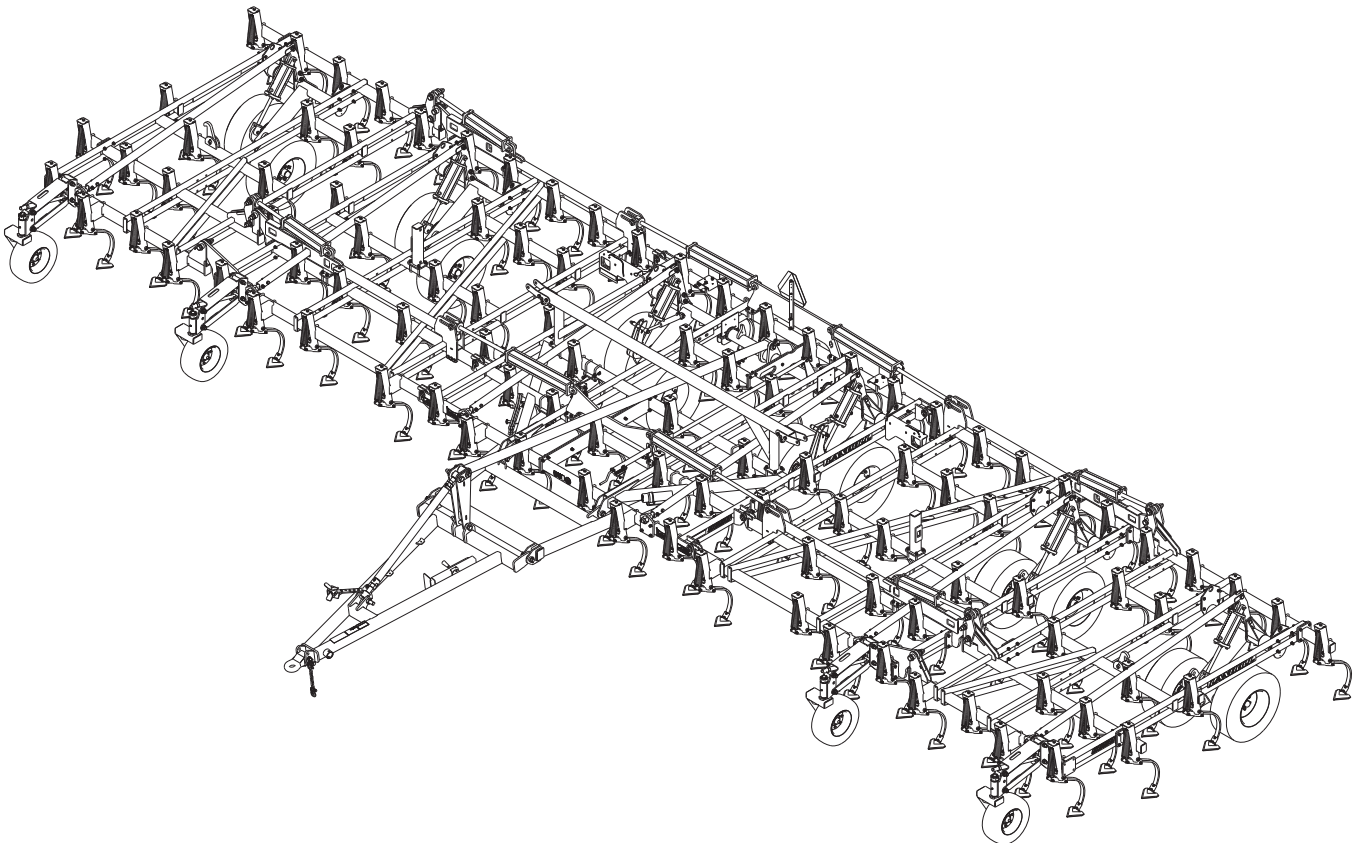




Model 9650 Field Cultivator Parts Manual



LANDOLL COMPANY, LLC

1900 North Street

Marysville, Kansas 66508

(785) 562-5381

800-428-5655 ~ WWW.LANDOLL.COM

Manuals for the 9650 FC

MANUAL NUMBER	MANUAL NAME
F-605	9650 FC Operator's Manual
F-606	9650 FC Parts Manual

Table of Contents

1 Illustrated Parts List

Instructions for Ordering Parts	1-1
Center Frame Assemblies	1-2
Center Frame And Lift Assembly	1-4
Hub and Spindle Assembly - 156972	1-7
Hub and Spindle Assembly - 223440	1-9
Hitch Assemblies	1-10
Hitch And Leveling Linkage Assembly	1-11
Radius Rod Assembly	1-12
7,000 Lb. Sidewind Jack Assembly	1-13
Wing Assemblies	1-14
Inner Wing Assembly	1-15
Outer Wing Assembly	1-17
Wing Lift Assembly	1-19
Hub And Spindle Assembly, 6 Bolt	1-21
Depth Stop Tube Assembly	1-23
Gauge Wheel Assemblies	1-24
Front Gauge Wheel Assembly	1-25
Shank Assemblies	1-26
Spring Shank Assembly (Prior To 08/23/2012)	1-27
Spring Shank Assembly (After 08/23/2012)	1-29
S-tine Shank Assembly	1-31
Lift Hydraulics	1-32
Lift Hydraulic Assembly (9650-38 & 9650-42 Models)	1-33
Lift Hydraulic Assembly (9650-46 & 9650-50 Models)	1-35
Fold Hydraulic Assemblies	1-36
Fold Hydraulic Assembly (9650-38 & 9650-42 Models)	1-37
Manifold Assemblies	1-40
Manifold Assembly, Fold	1-40
Manifold Assembly, Lift	1-41
Cylinder Assemblies	1-42
Cylinder - Rephase Assembly 3-1/2 X 10	1-42
Cylinder - Rephase Assembly 3-3/4 X 10 (1" Clevis Pins)	1-43
Cylinder - Rephase Assembly 4 X 10 (1" Clevis Pins)	1-44
Hydraulic Cylinder 4-1/2" X 30"	1-45
Cylinder, Hydraulic 4" X 16"	1-46
Electrical	1-48
Electrical Assembly (Before August, 2013)	1-49
Electrical Assembly (After August, 2013)	1-51
Decals	1-52
Decal Assembly	1-53
4 Row Coil Tine Assemblies	1-54
4 Row Coil Tine Harrow Layout (After 08/03/2020)	1-55

Coil Tine Harrow Arm Assembly	1-57
Coil Tine Harrow Arm Assembly W/ Stop	1-59
4 Row Coil Tine Harrow Assembly	1-61
3 Row Tine and Reel Harrow Assemblies	1-62
3 Row Tine And Reel Harrow Assembly (After 08/03/2020)	1-63
Tine & Reel Arm Assembly	1-65
3 Row Coil Tine Harrow Assembly	1-67
5 Row Spike Harrow Assembly	1-68
5 Row Spike Harrow Assembly	1-69
Arm Assembly 5 Row Spike Harrow	1-71
5 Row Spike Harrow Arm Assembly - W/ Tray	1-73
3 Row Spike and Reel Assembly	1-74
3 Row Spike And Reel Harrow Assembly (After 08/03/2020)	1-75
Reel Assembly	1-77
3 RSD and Flat Reel Assemblies	1-78
3 RSD And Flat Reel Assembly (After 08/03/2020)	1-79
Flat Reel Assembly	1-81
Spike Bar Assembly, 9 SP	1-83
3 RSD Arm Assembly	1-85
3 RSD Arm Assembly W/O Spring	1-87
3 RSD Arm Assembly W/ Tray	1-89
Rear Tow Hitch Assembly	1-90
Rear Tow Hitch Assembly	1-91

2 Index

Illustrated Parts List

Instructions for Ordering Parts

**** Repair parts must be ordered through an authorized dealer ****

DEALER INSTRUCTIONS FOR ORDERING PARTS FROM LANDOLL PARTS DISTRIBUTION CENTER

PHONE #: 800-423-4320 OR 785-562-5381

FAX #: 888-527-3909

ORDER ONLINE: Dealer.landoll.com

IDENTIFICATION PLATE

See [Figure 1-1](#) for the Identification Plate, which lists the model and serial number of the equipment. It is located on the right front side of the 9650 Field Cultivator.

SERIAL NUMBER NOMENCLATURE

The serial number for the 9650 Field Cultivator is located on the identification plate.

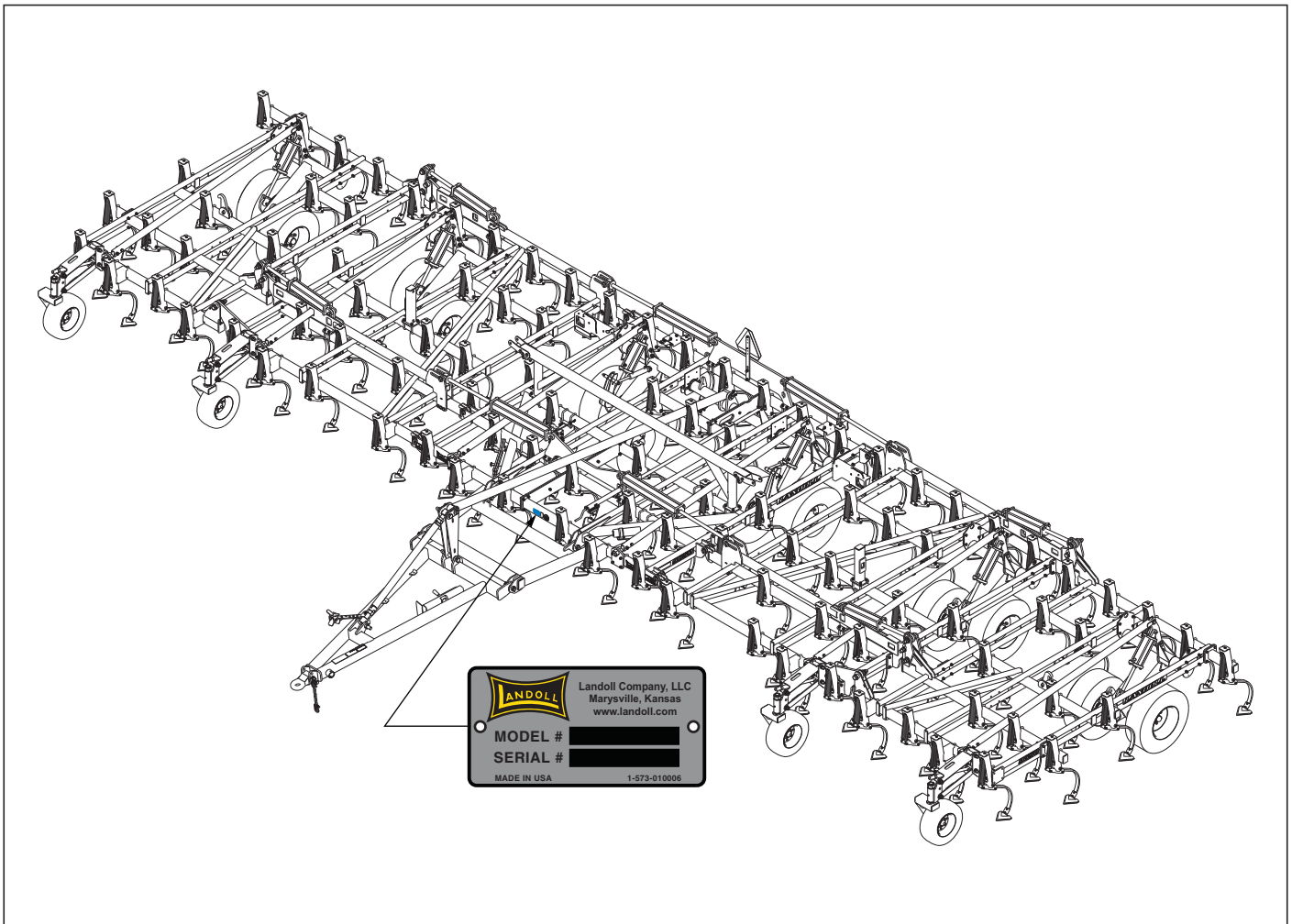


Figure 1-1: Identification Plate

Center Frame Assemblies

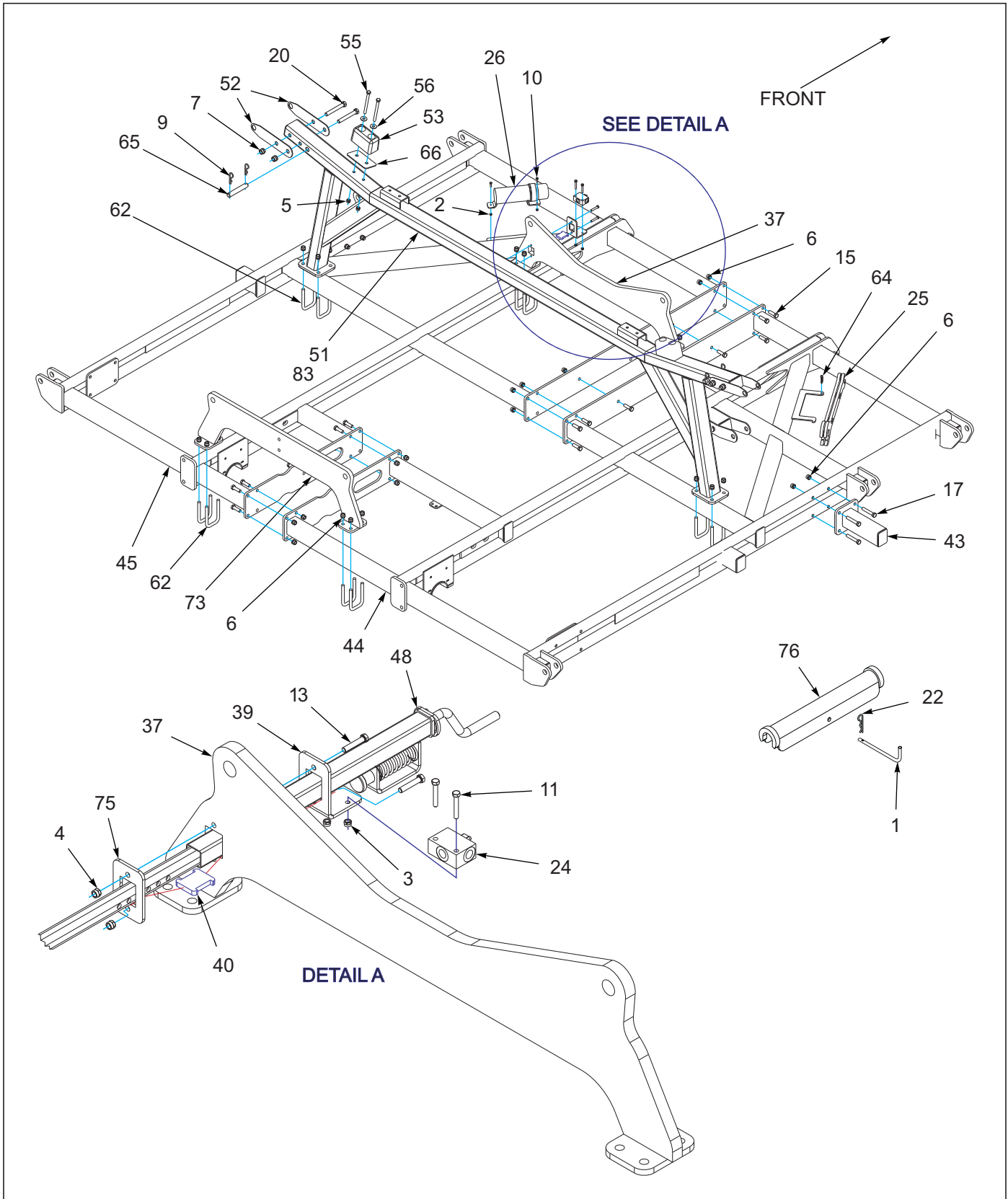


Figure 1-2: Center Frame and Lift Assembly (1 of 2)

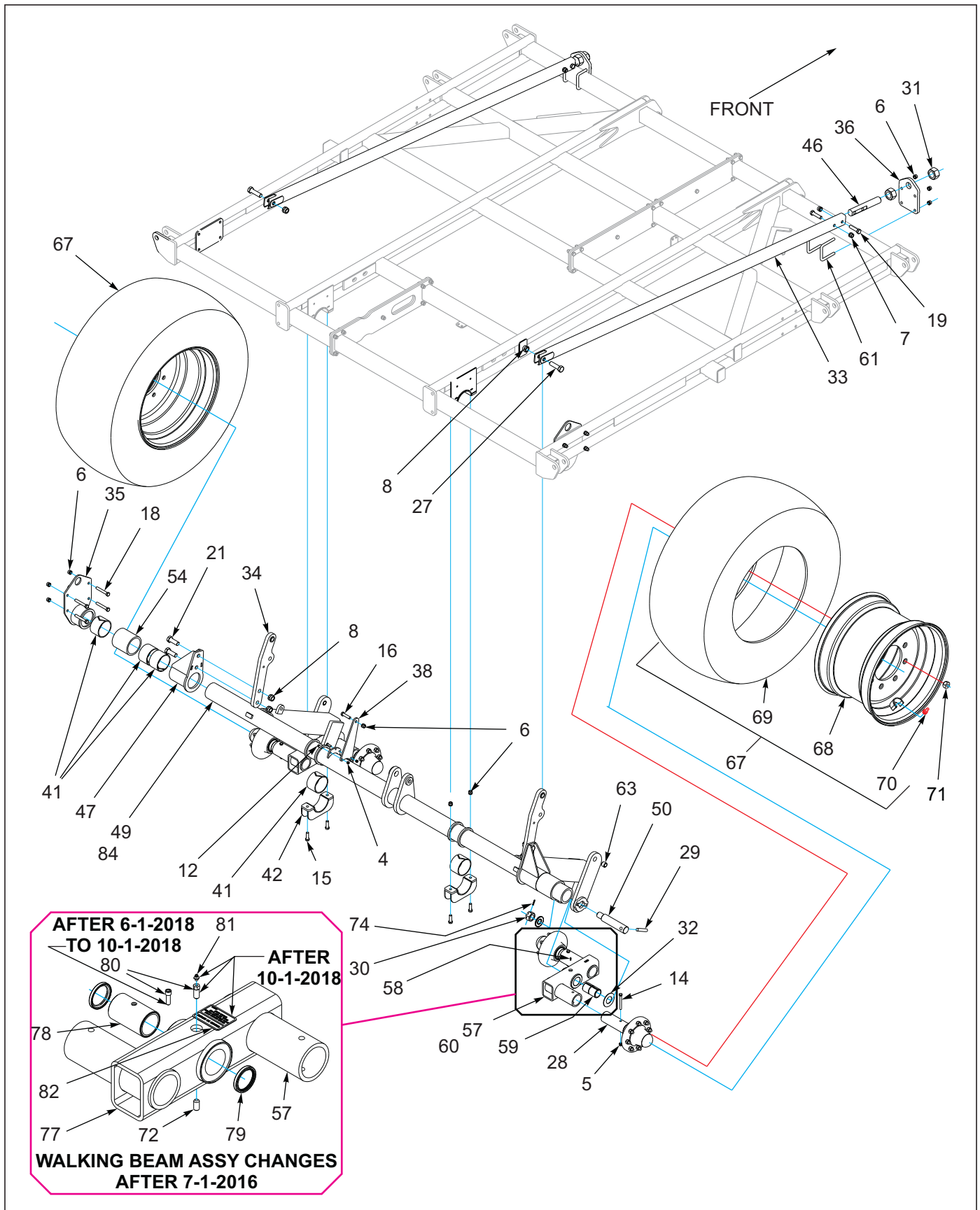


Figure 1-3: Center Frame and Lift Assembly (2 of 2)

ILLUSTRATED PARTS LIST

Center Frame And Lift Assembly

ITEM	PART NO.	DESCRIPTION	QTY.
1	104358	L-PIN, CYL STOP	2
2	1-512-010005-01	NUT, HEX LOCK 1/4-20 GRB	2
3	1-512-010005-03	NUT, HEX LOCK 5/16-18 GRB	2
4	1-512-010005-05	NUT, HEX LOCK 3/8-16 GRB	4
5	1-512-010005-09	NUT, HEX LOCK 1/2-13 GRB	8
6	1-512-010005-13	NUT, HEX LOCK 5/8-11 GRB	76
7	1-512-010005-15	NUT, HEX LOCK 3/4-10 GRB	8
8	1-512-010005-19	NUT, HEX LOCK 1-8 GRB	6
9	1-557-010013	PIN, HAIR 3/16	4
10	1-654-010047-06	SCREW, HEX HEAD CAP 1/4-20 X 1 GR5	2
11	1-654-010049-09	SCREW, HEX HEAD CAP 5/16-18 X 2 GR5	2
12	1-654-010051-06	SCREW, HEX HEAD CAP 3/8-16 X 1-1/4 GR5	2
13	1-654-010051-09	SCREW, HEX HEAD CAP 3/8-16 X 2 GR5	2
14	1-654-010055-14	SCREW, HEX HEAD CAP 1/2-13 X 4-1/2 GR5	4
15	1-654-010059-05	SCREW, HEX HEAD CAP 5/8-11 X 2 GR5	27
16	1-654-010059-07	SCREW, HEX HEAD CAP 5/8-11 X 2-1/2 GR5	1
17	1-654-010059-11	SCREW, HEX HEAD CAP 5/8-11 X 3-1/2 GR5	8
18	1-654-010059-13	SCREW, HEX HEAD CAP 5/8-11 X 4 GR5	8
19	1-654-010061-09	SCREW, HEX HEAD CAP 3/4-10 X 3 GR5	4
20	1-654-010061-16	SCREW, HEX HEAD CAP 3/4-10 X 5-1/2 GR5	4
21	1-654-010065-08	SCREW, HEX HEAD CAP 1-8 X 2-3/4 GR5	4
22	1-557-010403	HAIR PIN 1/8	2
23	1-822-010001	TRIM, 3/8 BLACK FINE PEBBLE (NOT SHOWN)	AR
24	185660	VALVE, LIMIT	1
25	141109	ADJUSTMENT WRENCH	2
26	142753	MANUAL HOLDER	1
27	151508	SCREW, HEX HEAD CAP 1-8 X 3-1/2 GR5	2
28	156972	HUB AND SPINDLE ASSEMBLY, 8 BOLT (BEFORE 02-02-2020) (SEE PAGE 1-7)	4
28	223440	ASSY, 8 BOLT HUB & SPINDLE (AFTER 02-02-2020) (SEE PAGE 1-9)	4
29	156992	PIN, WALKING BEAM SPINDLE	2
30	119118	NUT, HEX SLOTTED 1-1/2-12	2
31	159954	NUT, HEX 1-3/4-5 GRB	4
32	171070	WASHER, THRUST 2	4
33	161525	LIFT ARM	2
34	161531	CYLINDER ARM	2
35	162845	BEARING CAP 4-1/2	2
36	162851	MOUNT, LIFT ARM	2
37	191488	MOUNT WLDMT FOLD CYLINDER FRONT (4-1/2" FOLD CYLINDERS) (38-3/4 PIN CENTERS) (AFTER 7/2/2016)	1
38	164124	MOUNT, DEPTH CONTROL	1
39	164125	MOUNT, DCV VALVE	1
40	164126	PLATE, SLIDE	1
41	164175	BEARING, UHMW 4-1/2 X 3	8
42	164186	MOUNT, BEARING LIFT	2
43	164200	EXTENSION, SHANK 12"	2
44	164215	FRAME, RIGHT CENTER 12-1/2'	1
45	164216	FRAME, LEFT CENTER 12-1/2'	1
46	164246	SCREW, ADJUSTMENT	2

Center Frame And Lift Assembly

ITEM	PART NO.	DESCRIPTION	QTY.
47	164256	BEARING, HOUSING	2
48	164260	DEPTH STOP TUBE ASSEMBLY (SEE PAGE 1-23)	1
49	164271	LIFT, CENTER 12-1/2'	1
50	164277	SPINDLE, WALKING BEAM 2-1/4	2
51	174392	WING STABILIZER	1
52	174396	BRACKET, WING STABILIZER	4
53	128874	BUMPER, RUBBER 6 X 3 X 3-1/2	2
54	166156	SPACER, BEARING HOUSING	2
55	1-654-010055-17	SCREW, HEX HEAD CAP 1/2-13 X 6 GR5	4
56	1-861-010032-15	WASHER, FLAT 1/2W	4
57	174320	WALKING BEAM ASSEMBLY, 3" (BEFORE 7-1-2016) (INCL. ITEMS 58-60)	2
57	198346	WALKING BEAM ASSEMBLY, 3" (AFTER 7-1-2016) (INCL. ITEMS 77-82)	2
58	153804	FITTING, GREASE 1/4-28 STR LONG	4
58	171024	FITTING, GREASE 5/16-24 STR	
59	158903	BUSHING, SPRING 2-1/2 X 2 X 4-5/8 (BEFORE 7-1-2016)	2
60	174321	WALKING BEAM, 3" (BEFORE 7-1-2016)	2
61	2-102-010004	U-BOLT	4
62	2-102-010054	U-BOLT	12
63	2-150-010008	BUSHING, STEEL	2
64	70239854	PIN, QUICK HITCH	1
65	8-557-010149	PIN, 1 X 6	2
66	174405	SHIM, RUBBER BUMPER (MODELS 9650-38' & 42')	4
67	156952	TIRE AND WHEEL ASSEMBLY 12.5L X 15 HD (INCL. ITEMS 68 - 70) (USED BEFORE 8-1-2014)	4
67	181615	TIRE AND WHEEL ASSEMBLY 340/60R 16.5 (INCL. ITEMS 68 - 70) (USED AFTER 8-1-2014)	4
68	160152	WHEEL, 15 X 10, 8/8 (USED BEFORE 8-1-2014)	1
68	181616	WHEEL, 16.5 X 11 8-BOLT 1.125 (USED AFTER 8-1-2014)	1
69	160149	TIRE, 12.5L X 15 F (USED BEFORE 8-1-2014)	1
69	181617	TIRE, 340/60R 16.5 IMP (USED AFTER 8-1-2014)	1
70	TR416	VALVE STEM, TUBELESS TIRE (USED BEFORE 8-1-2014)	1
70	TR575	VALVE STEM, TUBELESS TIRE (USED AFTER 8-1-2014)	1
71	102600	LUG NUT (8 BOLT)	8
72	15G816ER	SCREW SET SOC HD CPPT.5-13X1 (AFTER 10/1/2018)	1
73	191490	MOUNT, FOLD CYLINDER REAR (4-1/2" FOLD CYLINDERS) (38-3/4 PIN CENTERS) (AFTER 7/2/2016)	1
74	127712	PIN, SPRING SLOTTED 3/8 X 2-1/4	2
75	166250	CLAMP PLATE, STROKE CONTROL	1
76	141274	LOCKOUT 1-3/8 X 10	2
77	198347	WALKING BEAM WLDMT 3" (AFTER 7-1-2016)	1
78	200310	TANDEM PIVOT ASSY 2"	1
79	198322	SEAL, V17, DOUBLE LIP 2"	2
80	200129	SCREW SOCKET HD CAP 5/16-24X1 (6-1-2018 to 10-1-2018)	2
80	212046	SCREW, SET FOR ZERK (AFTER 10-1-2018)	2
81	1-298-010001-1	ZERK FITTING 1/4 SAE (AFTER 10/1/2018)	1
82	215341	DECAL, GREASE WALKER (AFTER 10/1/2018)	1
83	232488	WING STABILIZER ASSY, 9650 (INCL. ITEMS 5, 7, 9, 20, 51, 52, 53, 55, 56, 65)	1
84	232486	LIFT ASSY, CENTER (INCL. ITEMS 5, 14, 28, 29, 30, 32, 49, 50, 57, 63, 74)	1

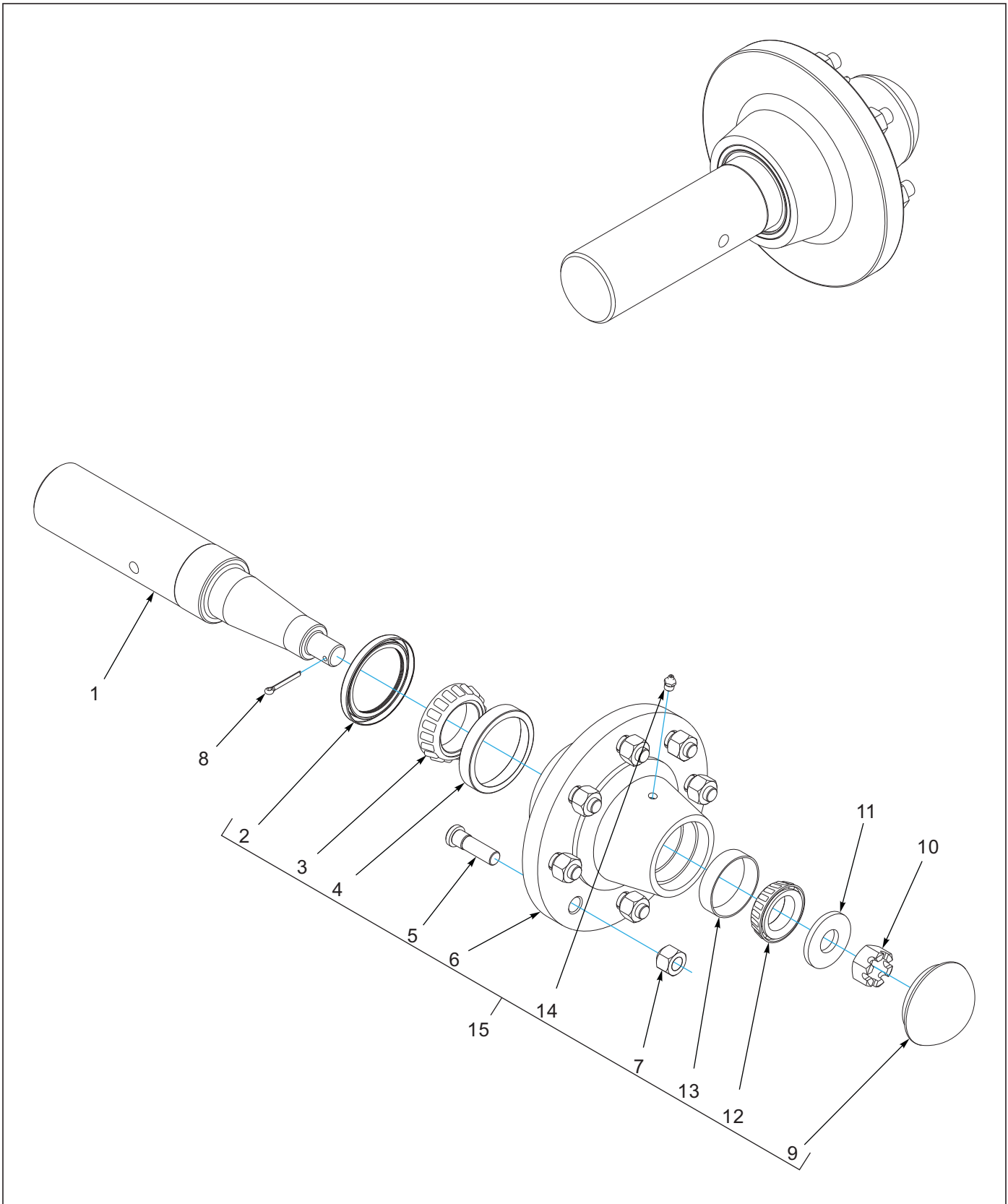


Figure 1-4: Hub and Spindle Assembly - 156972

Hub and Spindle Assembly - 156972

ITEM	PART NO.	DESCRIPTION	QTY.
--	156972	HUB & SPINDLE ASSY, 8 BOLT (BEFORE 2-1-2020)	
1	156973	SPINDLE 3 X 16-1/2	1
2	159970	SEAL,TRIPLE LIP 4 ODX3 IDX3/8	1
3	156979	CONE BEARING - 387AS	1
4	111962	OUTER BEARING CUP L20HD#382A	1
5	4001060	HUB 75-8 BOLTS 5/8-18 STUD	1
6	156974	HUB W/CUPS, 8 BOLT, 7500LBS (INCLUDES ITEMS 4, 5, 7, 13, 14)	1
7	102600	NUT,WHEEL BOLT, 5/8	8
8	1-557-010362-51	PIN, COTTER 3/16X1-1/2	1
9	102601	HUB CAP, 8-BOLT HUB	1
10	1-516-010001-20	NUT, HX SLOT 1-14	1
11	1-861-010005	WASHER, SPINDLE 1	1
12	102498	BEARING CONE,OUTER, 1.625	1
13	102604	BEARING CUP, OUTER	1
14	5000	ZERK FITTING 1/8NPT	1
15	168859	HUB ASSY, EIGHT BOLT (SERVICE KIT ONLY)	

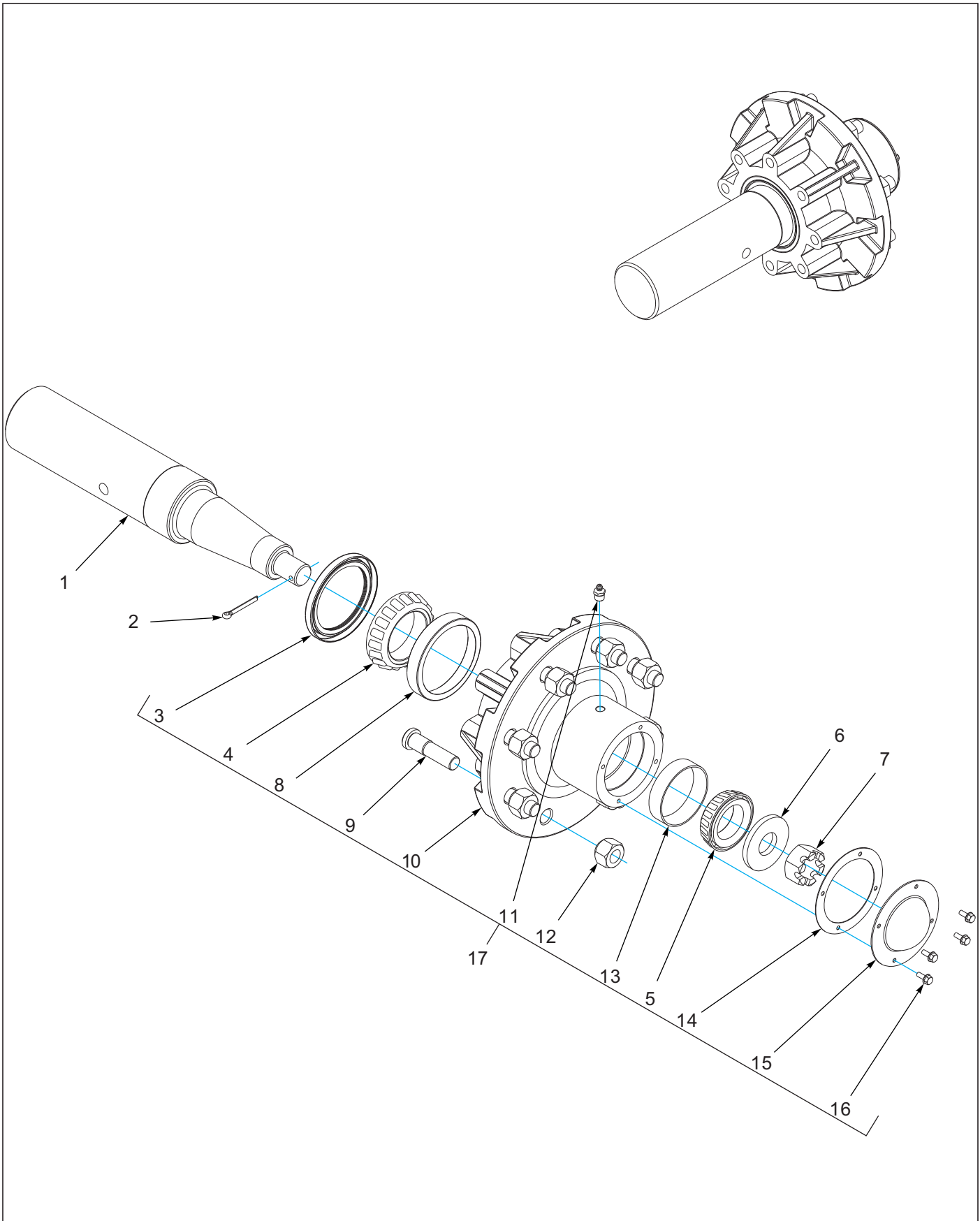


Figure 1-5: Hub and Spindle Assembly - 223440

Hub and Spindle Assembly - 223440

ITEM	PART NO.	DESCRIPTION	QTY.
--	223440	ASSY, 8 BOLT HUB & SPINDLE (AFTER 2-1-2020) (NOTE: P/N 223440 HUB & SPINDLE WILL REPLACE ALL EXISTING 156972 HUB & SPINDLE ASSEMBLIES)	
1	156973	SPINDLE 3 X 16-1/2	1
2	1-557-010362-51	PIN, COTTER 3/16X1-1/2	1
3	159970	SEAL,TRIPLE LIP 4 ODX3 IDX3/8	1
4	156979	CONE BEARING - 387AS	1
5	102498	BEARING CONE,OUTER, 1.625	1
6	1-861-010005	WASHER, SPINDLE 1	1
7	1-516-010001-20	NUT, HX SLOT 1-14	1
8	111962	OUTER BEARING CUP L20HD#382A	1
9	4001060	HUB 75-8 BOLTS 5/8-18 STUD	8
10	223435	HUB ASSY W/ CUPS,GASKET,CAP (INCLUDES ITEMS 8, 9, 11-16)	1
11	5000	ZERK FITTING 1/8NPT	1
12	102600	NUT,WHEEL BOLT, 5/8	8
13	102604	BEARING CUP, OUTER	1
14	223439	GASKET, DUST CAP	1
15	223437	DUST CAP, BOLT ON	1
16	223438	SCREW, 10-32X1/2 HEX FLANGE	4
17	168859	HUB ASSY, EIGHT BOLT (SERVICE KIT ONLY)	

Hitch Assemblies

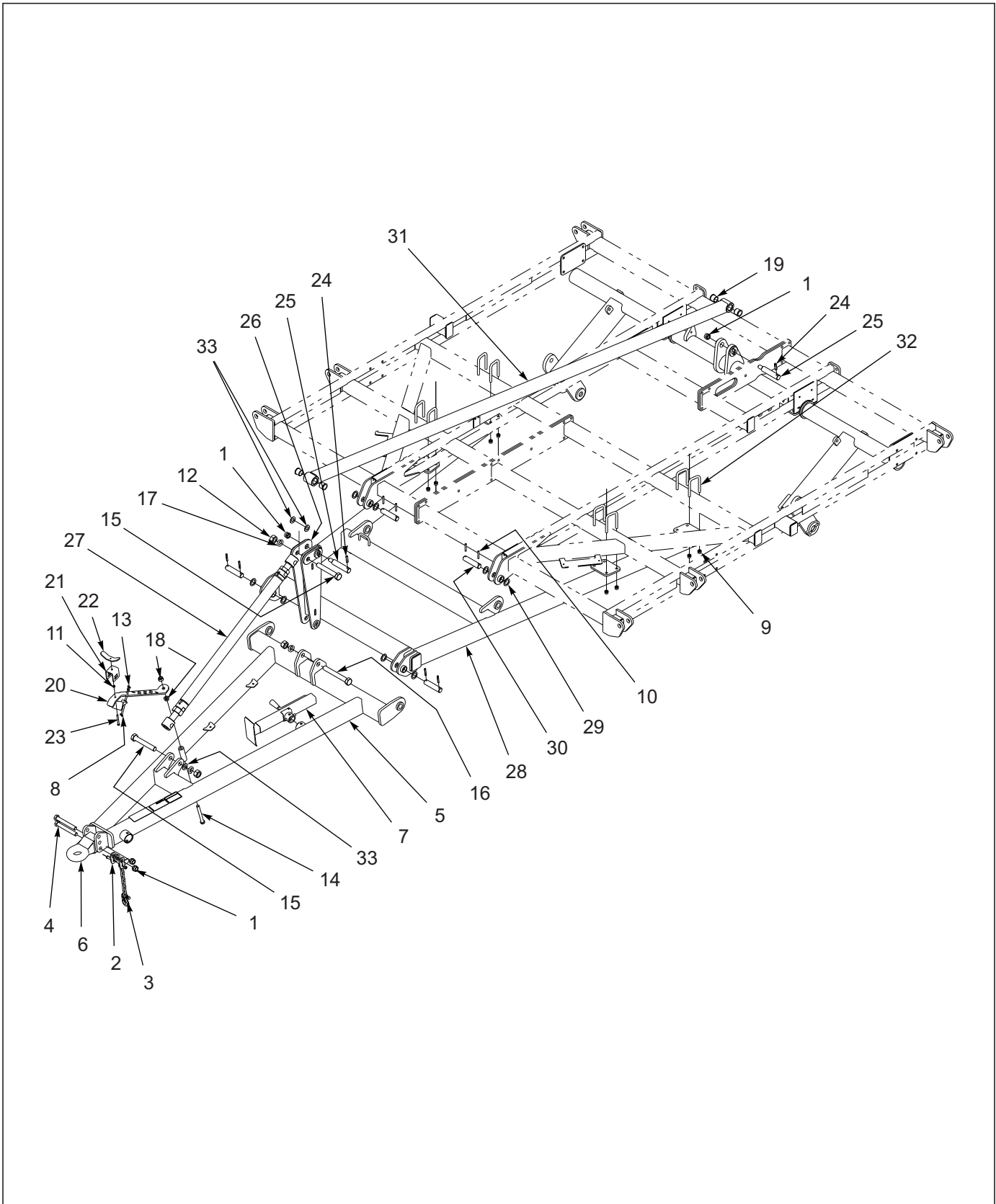


Figure 1-6: Hitch and Leveling Linkage Assembly

Hitch And Leveling Linkage Assembly

ITEM	PART NO.	DESCRIPTION	QTY.
--	164247	HITCH ASSEMBLY, CAT IV (INCL. ITEMS 1-6)	
--	164248	HITCH ASSEMBLY, CAT V (INCL. ITEMS 1-6)	
1	1-512-010005-19	NUT, HEX LOCK 1-8 GRB	2
2	1-861-010032-24	WASHER, FLAT 1N	2
3	141434	SAFETY CHAIN, 21,000 LB.	1
3	161536	HOOK, SAFETY CHAIN 21,000 LB.	1
4	153696	BOLT, HITCH CLEVIS	2
5	164180	HITCH, CULTIVATOR	1
6	2-375-010602	HITCH RING, CAT IV (164247)	1
6	156949	HITCH RING, CAT V (164248)	1
7	140647	JACK, SIDEWIND 7,000 LB. (SEE PAGE 1-13)	1
8	1-512-010005-01	NUT HEX LOCK 1/4-20 GRB	2
9	1-512-010005-13	NUT, HEX LOCK 5/8-11 GRB	16
10	1-647-010004240	PIN, SPRING SLOTTED 5/16 X 2-1/2	8
11	1-512-010007-07	NUT, HEX 3/8-16	1
12	1-512-010007-16	NUT, HEX 1-1/4-7	2
13	1-654-010047-06	SCREW, HEX HEAD CAP 1/4-20 X 1 GR5	2
14	1-654-010061-19	SCREW, HEX HEAD CAP 3/4-10 X 7 GR5	1
15	1-654-010123-01	SCREW, HEX HEAD CAP SPECIAL 1-1/4-7 X 8 GR8	1
16	100808	SCREW, HEX HEAD CAP 1-1/4-7 X 9-1/2 GR8	1
17	100825	WASHER, SPLIT LOCK 1-1/4	1
18	103841	NUT, FLANGE PREVAILING TORQUE 3/4-10	2
19	140599	BEARING, FLANGE 1-1/2	4
20	141246	BRACKET, HOSE HOLDER	1
21	141247	CLAMP, HOSE HOLDER	1
22	141249	WING NUT, HOSE HOLDER	1
23	141807	SCREW, ALL THREAD 3/8-16 X 3-1/2	1
24	144115	PIN, GROOVED ALLOY 1/2 X 2-1/4	2
25	144493	PIN, HITCH	2
26	145190	TOWER, LEVELER	1
27	155541	RADIUS ROD ASSEMBLY, 1-3/4 (SEE PAGE 1-12)	1
28	162929	HITCH EXTENSION	1
29	164174	BUSHING, MACHINE	8
30	164178	PIN, HITCH	4
31	164279	LEVELER TUBE	1
32	2-102-010054	U-BOLT	8
33	116100	WASHER, FLAT 1-1/4N	2

ILLUSTRATED PARTS LIST

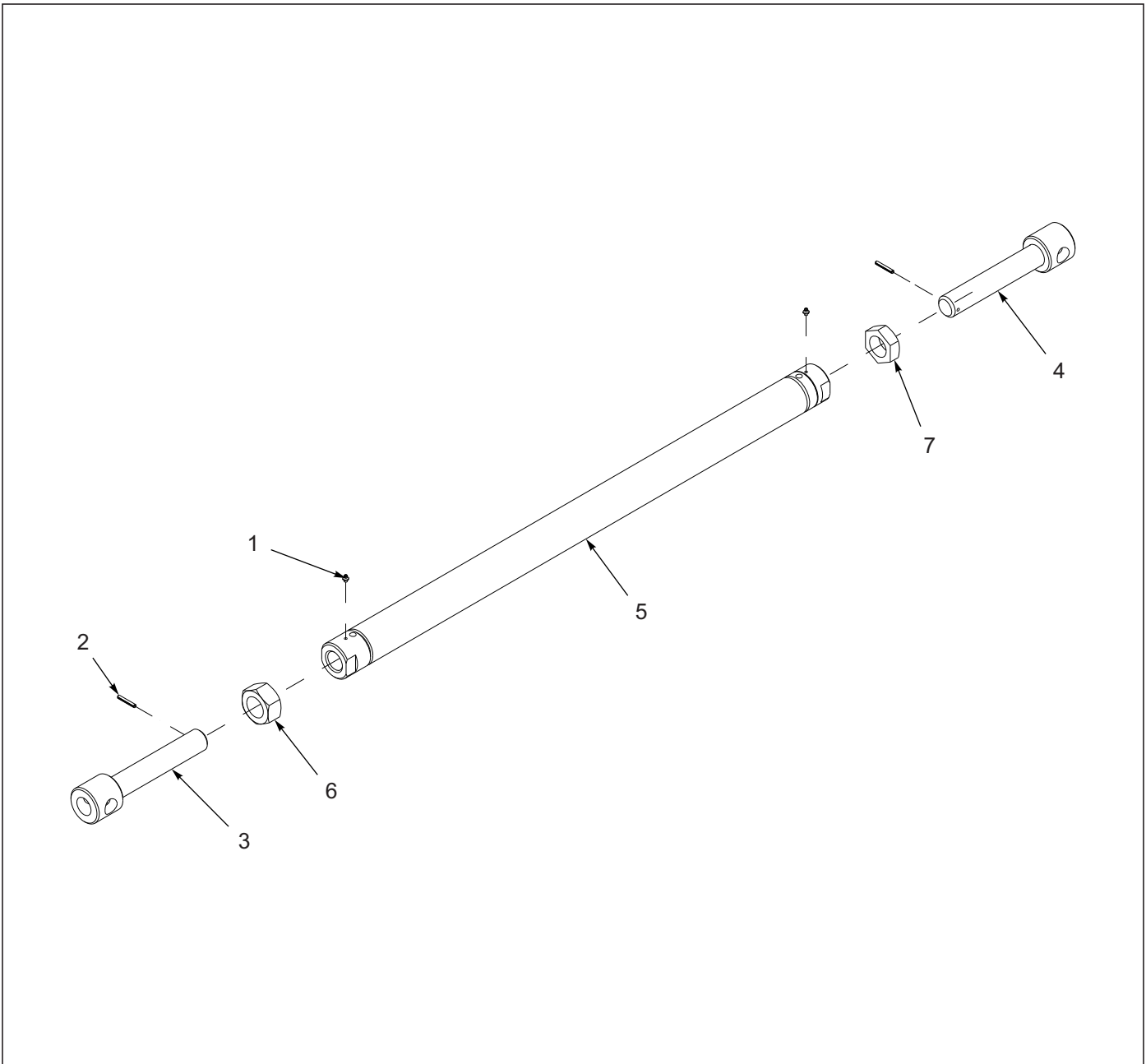


Figure 1-7: Radius Rod Assembly

Radius Rod Assembly

ITEM	PART NO.	DESCRIPTION	QTY.
--	155541	RADIUS ROD ASSEMBLY, 1-3/4	
1	1-298-010001-1	FITTING, STR SHORT GREASE 1/4-28	2
2	103-0805	ROLL PIN, SLOTTED 1/4 X 1-3/4	2
3	155534	RH SCREW ASSEMBLY, RADIUS ROD	1
4	155536	LH SCREW ASSEMBLY, RADIUS ROD	1
5	155538	HITCH RADIUS ROD 1-3/4	1
6	155716	NUT, HEX JAM 1-3/4 - 5 GRB	1
7	155717	NUT, HEX JAM 1-3/4 - 5 LH GRB	1

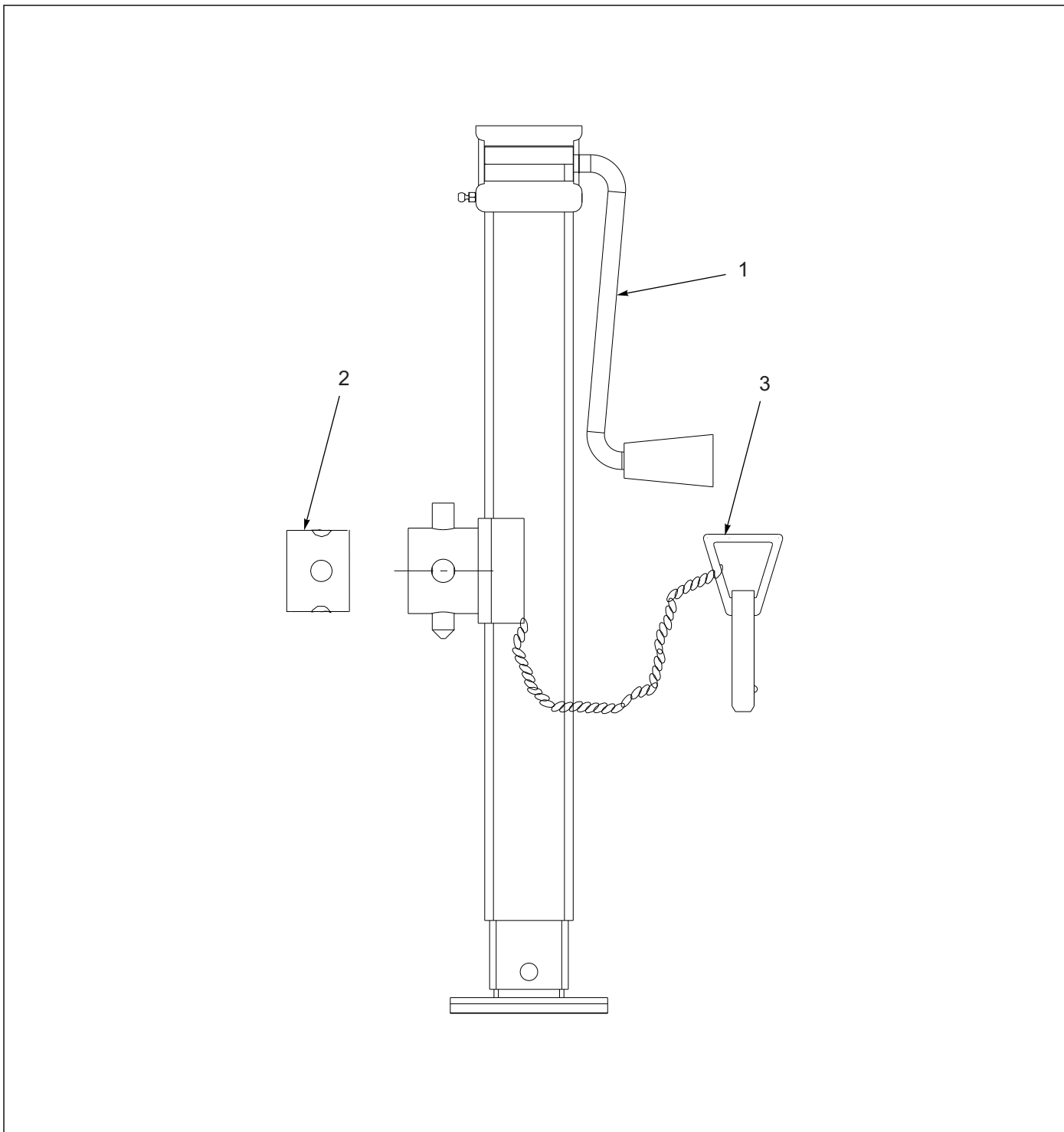


Figure 1-8: 7,000 Lb. Sidewind Jack Assembly

7,000 Lb. Sidewind Jack Assembly

ITEM	PART NO.	DESCRIPTION	QTY.
--	140647	JACK, SIDEWIND 7000LB	
1	500171	HANDLE FOR JACK	1
2	141250	TUBE, RD, JACK MOUNT	1
3	142194	5/8" PIN	1

Wing Assemblies

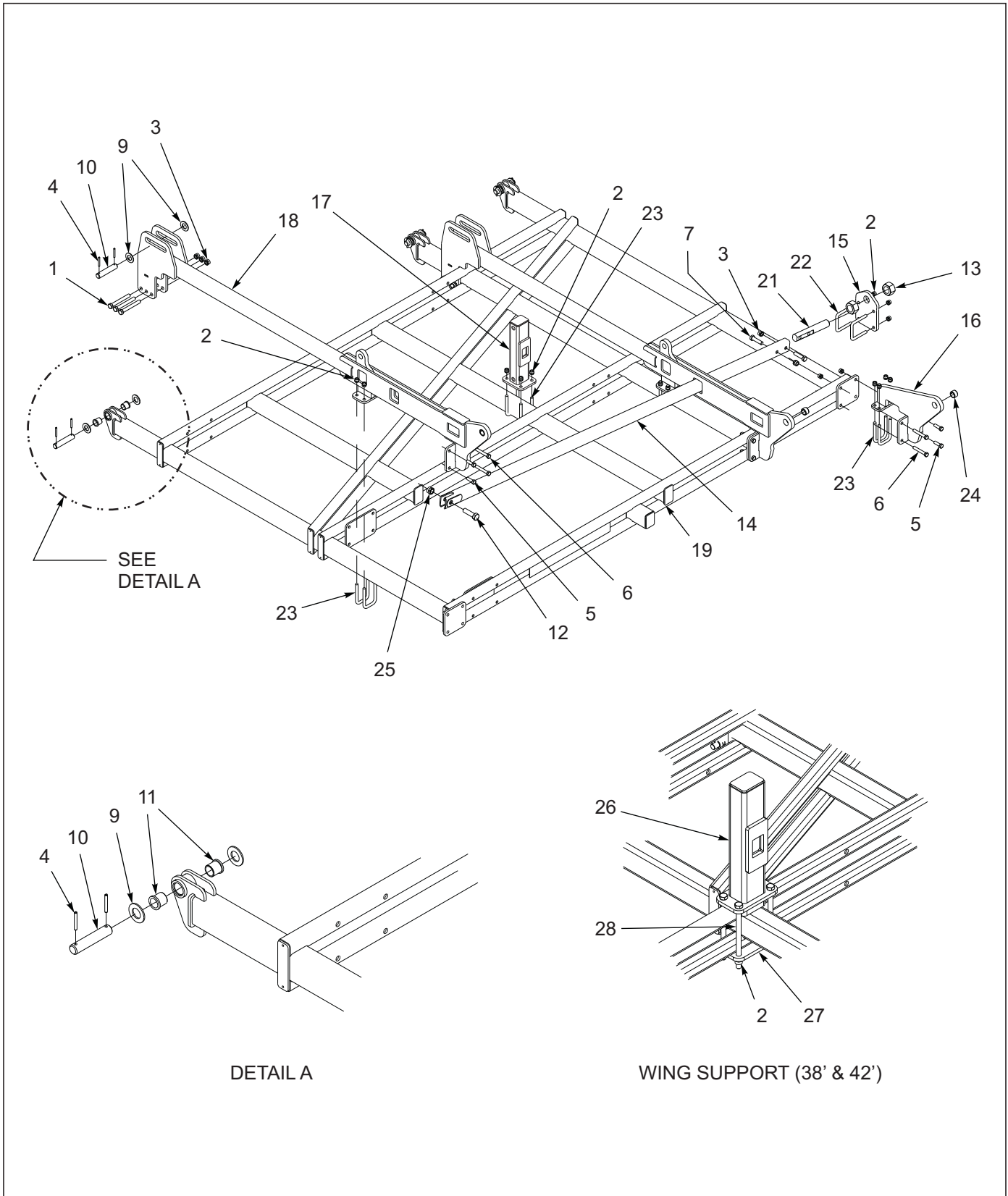


Figure 1-9: Inner Wing Assembly

Inner Wing Assembly

ITEM	PART NO.	DESCRIPTION	QTY.
1	W908409-4	SCREW, HEX HEAD CAP 3/4-10 X 6	12
2	1-512-010005-13	NUT, HEX LOCK 5/8-11 GRB	80
3	1-512-010005-15	NUT, HEX LOCK 3/4- 10 GRB	16
4	1-647-010004240	PIN, SPRING SLOTTED 5/16 X 2-1/2	12
5	1-654-010059-05	SCREW, HEX HEAD CAP 5/8-11 X 2 GR5	8
6	1-654-010059-13	SCREW, HEX HEAD CAP 5/8-11 X 4 GR5	32
7	1-654-010061-09	SCREW, HEX HEAD CAP 3/4-10 X 3 GR5	4
8	1-822-010001	TRIM, 3/8 BLACK FINE PEBBLE (NOT SHOWN)	AR
9	116100	WASHER, FLAT 1-1/4N	12
10	141244	PIN, FOLD	6
11	168787	BEARING, FLANGE 1-1/4 X 1-3/8L	12
12	151508	SCREW, HEX HEAD CAP 1-8 X 3-1/2 GR5	2
13	159954	NUT, HEX 1-3/4-5 GRB	4
14	161525	LIFT ARM	2
15	162851	MOUNT, LIFT ARM	2
16	162917	MOUNT, FOLD HINGE	2
17	162927	SUPPORT, WING (46' & 50') (BEFORE 01-14-2021)	2
17	229041	SUPPORT, WING 17" WLDMT (46' & 50') (AFTER 01-14-2021)	2
18	164355	MOUNT, INNER HINGE (38' & 42')	4
18	164184	MOUNT, INNER HINGE (46' & 50')	4
19	166185	FRAME, WING RIGHT 8' (38' & 42')	1
19	164219	FRAME, WING RIGHT 10' (46' & 50')	1
20	166186	FRAME, WING LEFT 8' (38' & 42') (NOT SHOWN)	1
20	164220	FRAME, WING LEFT 10' (46' & 50') (NOT SHOWN)	1
21	164246	ADJUSTMENT SCREW	2
22	2-102-010004	U-BOLT	4
23	2-102-010054	U-BOLT	16
24	2-150-010174	BUSHING, STEEL 1-5/8OD X 1-1/4ID X 1	6
25	1-512-010005-19	NUT, HEX LOCK 1-8 GRB	6
26	166191	SUPPORT, WING (38' & 42')	1
27	166194	CLAMP PLATE, WING SUPPORT (38' & 42')	1
28	1-654-010059-24	SCREW, HEX HEAD CAP 5/8-11 X 9-1/2 GR5 (38' & 42')	4

ILLUSTRATED PARTS LIST

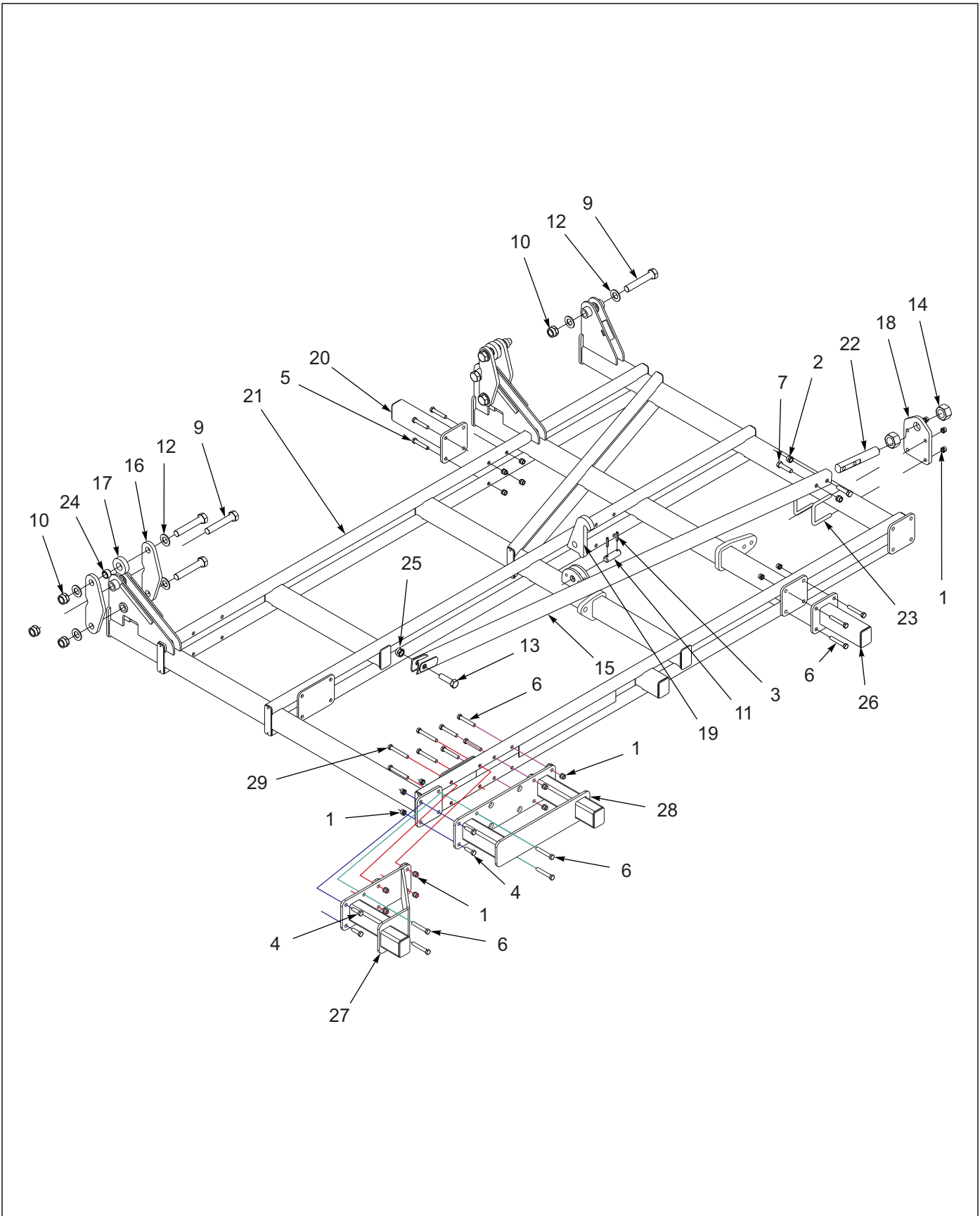


Figure 1-10: Outer Wing Assembly

Outer Wing Assembly

ITEM	PART NO.	DESCRIPTION	QTY.
1	1-512-010005-13	NUT, HEX LOCK 5/8-11 GRB	40
2	1-512-010005-15	NUT, HEX LOCK 3/4- 10 GRB	4
3	1-647-010004255	PIN, SPRING SLOTTED 5/16 X 2	4
4	1-654-010059-05	SCREW, HEX HEAD CAP 5/8-11 X 2 GR5	4
5	1-654-010059-11	SCREW, HEX HEAD CAP 5/8-11 X 3-1/2 GR5	8
6	1-654-010059-13	SCREW, HEX HEAD CAP 5/8-11 X 4 GR5	20
7	1-654-010061-09	SCREW, HEX HEAD CAP 3/4-10 X 3 GR5	4
8	1-822-010001	TRIM, 3/8 BLACK FINE PEBBLE (NOT SHOWN)	AR
9	100545	SCREW, HEX HEAD CAP 1-1/4-7 X 7 GR5 (INSTALL LOOSE ENOUGH TO ALLOW SCREW TO BE TURNED BY HAND)	14
10	101385	NUT, HEX LOCK 1-1/4-7 GRB	14
11	114652	PIN	2
12	116100	WASHER, FLAT 1-1/4N	28
13	151508	SCREW, HEX HEAD CAP 1-8 X 3-1/2 GR5	2
14	159954	NUT, HEX 1-3/4-5 GRB	4
15	161525	LIFT ARM	2
16	174447	LINK, WING FOLD	8
17	161538	ROLLER, WING EXTENSION	4
18	162851	MOUNT, LIFT ARM	2
19	162857	HOOK, FOLD LATCH	2
20	164201	EXTENSION, SHANK 16"	2
21	164350	FRAME, WING RIGHT 6' (38' & 42')	1
21	164217	FRAME, WING RIGHT 8' (46' & 50')	1
21	164351	FRAME, WING LEFT 6' (38' & 42') (NOT SHOWN)	1
21	164218	FRAME, WING LEFT 8' (46' & 50') (NOT SHOWN)	1
22	164246	SCREW, ADJUSTMENT	2
23	2-102-010004	U-BOLT	4
24	2-150-010174	BUSHING, STEEL 1-5/8OD X 1-1/4ID X 1	4
25	1-512-010005-19	NUT, HEX LOCK 1-8 GRB	6
26	164200	EXTENSION, SHANK 12"	2
27	229794	EXTENSION, SHANK WLDMT (AFTER 09-12-2020) (42' & 50')	2
28	185654	EXTENSION, SHANK 16"OFFSET WLD (BEFORE 09-12-2020) (42' & 50')	1
29	1-654-010059-15	SCREW,HEX CAP,5/8-11UNCX5 GR5 (BEFORE 09-12-2020) (42' & 50')	8

ILLUSTRATED PARTS LIST

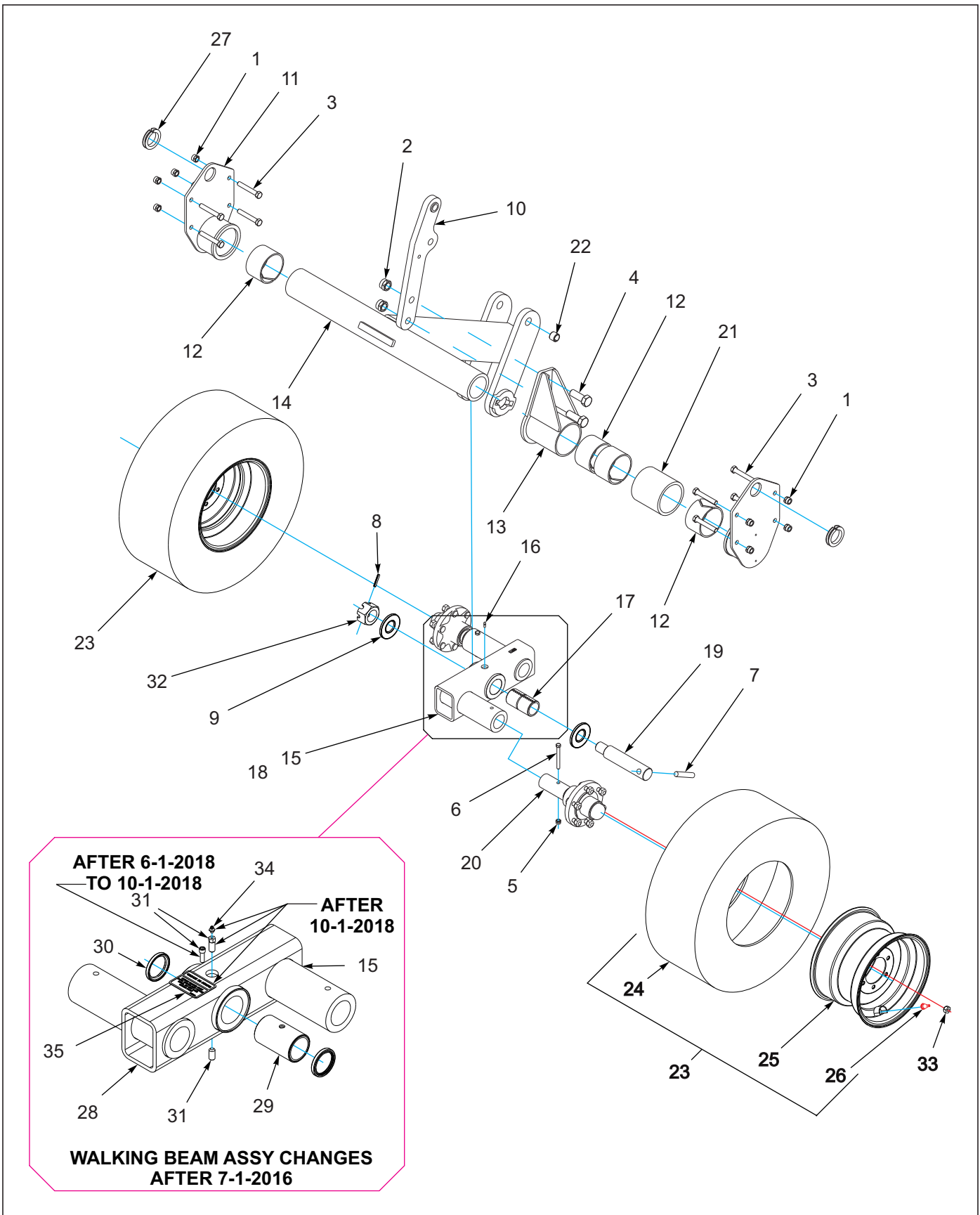


Figure 1-11: Wing Lift Assembly

Wing Lift Assembly

ITEM	PART NO.	DESCRIPTION	QTY.
1	1-512-010005-13	NUT, HEX LOCK 5/8-11 GRB	4
2	1-512-010005-19	NUT, HEX LOCK 1-8 GRB	2
3	1-654-010059-13	SCREW, HEX HEAD CAP 5/8-11 X 4 GR5	4
4	1-654-010065-08	SCREW, HEX HEAD CAP 1-8 X 2-3/4 GR5	2
5	101988	NUT, HEX LOCK 7/16-14 GRB	2
6	141809	SCREW, HEX HEAD CAP 7/16-14 X 4 GR5	2
7	156992	PIN, WALKING BEAM SPINDLE	1
8	127712	PIN SPRING SLOTTED 3/8X2-1/4	1
9	171070	WASHER, THRUST 2	2
10	161531	CYLINDER ARM	1
11	162845	BEARING CAP, 4-1/2	2
12	164175	BEARING, UHMW 4-1/2 X 3	4
13	164256	BEARING, HOUSING	1
14	164272	LIFT, WING	1
15	164274	WALKING BEAM ASSEMBLY, 2-1/4" (BEFORE 7-1-2016) (INCL. ITEMS 16-18)	2
15	199362	WALKING BEAM ASSY 2-1/4 MF (AFTER 7-1-2016) (INCL. ITEMS 28-30)	2
16	153804	FITTING, GREASE 1/4-28 STR LONG	2
17	158903	BUSHING, SPRING 2-1/2 X 2 X 4-5/8	1
18	164273	WALKING BEAM, 2-1/4"	1
19	164277	SPINDLE, WALKING BEAM	1
20	164352	HUB ASSEMBLY 6 BOLT 2-1/4" SPINDLE (SEE PAGE 1-21)	2
21	166156	SPACER, BEARING HOUSING	1
22	2-150-010008	BUSHING, STEEL 1-1/4OD X 1ID X 1	1
23	142650	TIRE & WHEEL ASSY, 280/70R15 (INCL. ITEMS 24 - 26)	4
24	204384	FIRESTONE RADIAL 280/70R15	1
25	140547	WHEEL, 15 X 10 LB 6 BOLT	1
26	415	VALVE STEM	1
27	1-822-010001	TRIM, 3/8 BLACK FINE PEBBLE	AR
28	199363	WALKING BEAM WLD 2-1/4 SPINDLE	2
29	200310	TANDEM PIVOT ASSY 2"	2
30	198322	SEAL, V17, DOUBLE LIP 2"	4
31	200129	SCREW SOCKET HD CAP 5/16-24X1	4
31	212046	SCREW, SET FOR ZERK (AFTER 10-1-2018)	4
31	15G816ER	SCREW SET SOC HD CPPT.5-13X1 (AFTER 10-1-2018)	2
32	119118	NUT 1-1/2-12UNF HEX SLOTTEDZP	1
33	210606	WHEEL NUT 9/16-18UNF	6
34	1-298-010001-1	ZERK FITTING 1/4 SAE (AFTER 10-1-2018)	2
35	215341	DECAL, GREASE WALKER (AFTER 10-1-2018)	1

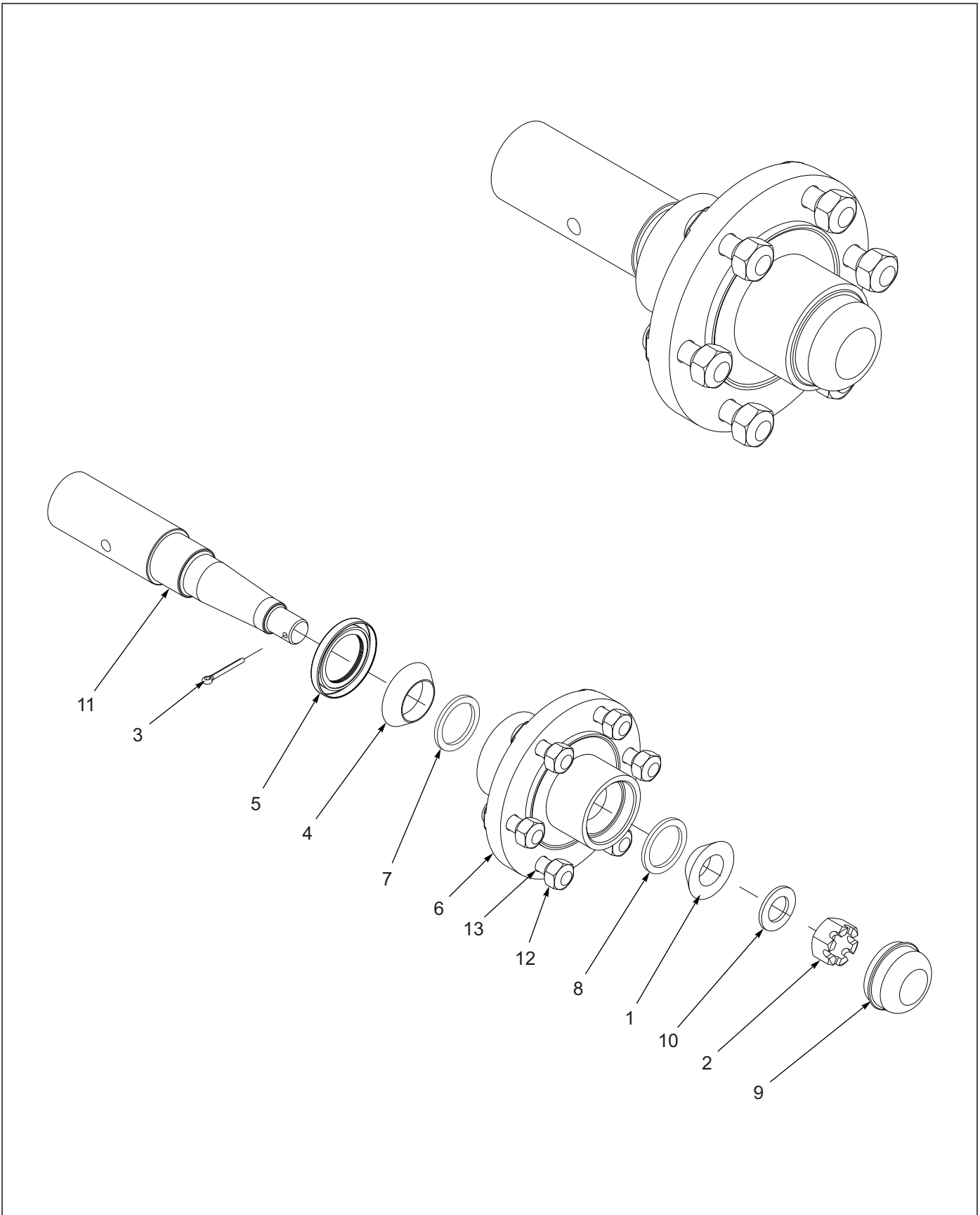


Figure 1-12: Hub and Spindle Assembly, 6-Bolt

Hub And Spindle Assembly, 6 Bolt

ITEM	PART NO.	DESCRIPTION	QTY.
--	164352	HUB ASSEMBLY 6 BOLT 2-1/4" SPINDLE	
1	1-076-010007	CONE, INNER	1
2	1-516-010001-20	NUT, HEX SLOT 1-14	1
3	1-557-010362-51	PIN, COTTER 3/16 X 1-1/2	1
4	102498	BEARING CONE, OUTER	1
5	140554	SEAL, GREASE	1
6	140645	HUB W/ CUPS 6 BOLT (INCL. ITEMS 7-8, 12-13)	1
7	102604	CUP, BEARING	1
8	1-076-010010	CUP, BEARING	1
9	141236	DUST CAP, WHEEL HUB	1
10	141238	WASHER, SPINDLE	1
11	164349	SPINDLE, 2-1/4	1
12	210606	WHEEL NUT 9/16-18UNF	1
13	143066	STUD BOLT	1
14	141866	HUB ASSEMBLY, 6 BOLT (NOT SHOWN) (INCL. ITEMS 1, 4-6, 9)	

ILLUSTRATED PARTS LIST

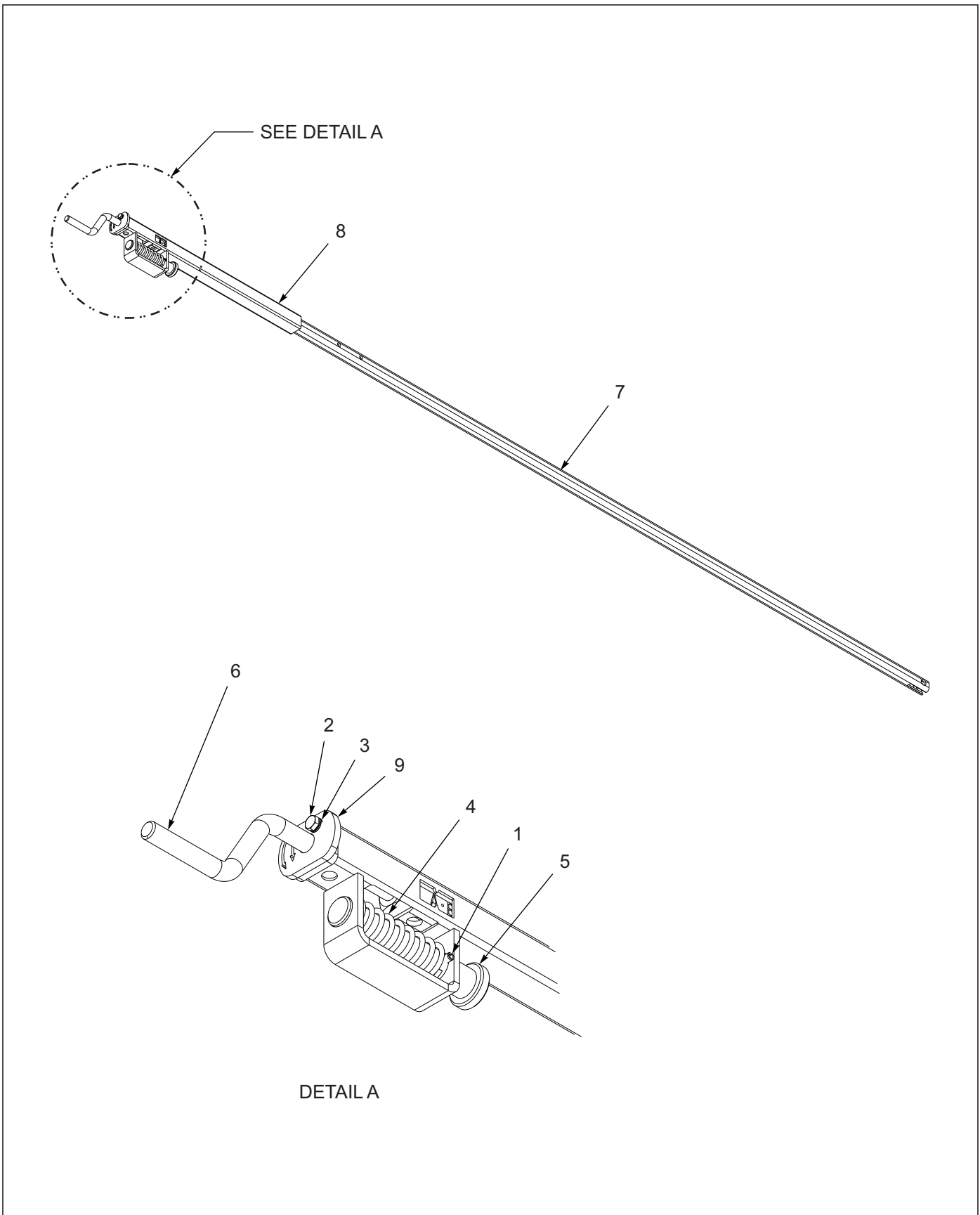


Figure 1-13: Depth Stop Tube Assembly

Depth Stop Tube Assembly

ITEM	PART NO.	DESCRIPTION	QTY.
--	164260	TUBE ASSEMBLY, DEPTH STOP	1
1	1-647-010004217	SPRING PIN, SLOTTED 1/4 X 1-1/2	1
2	1-654-010047-04	SCREW, HEX HEAD CAP 1/4-20 X 3/4 GR5	1
3	1-861-010034-09	WASHER, SPLIT LOCK 1/4	1
4	122917	SPRING COMPRESSION 4-1/2	1
5	141213	PIN, DEPTH STOP	1
6	141217	HANDLE, DEPTH STOP	1
7	164261	TUBE, DEPTH STOP	1
8	164263	TUBE, DEPTH STOP W/ INDICATOR	1
9	166158	WASHER, DEPTH STOP	1

Gauge Wheel Assemblies

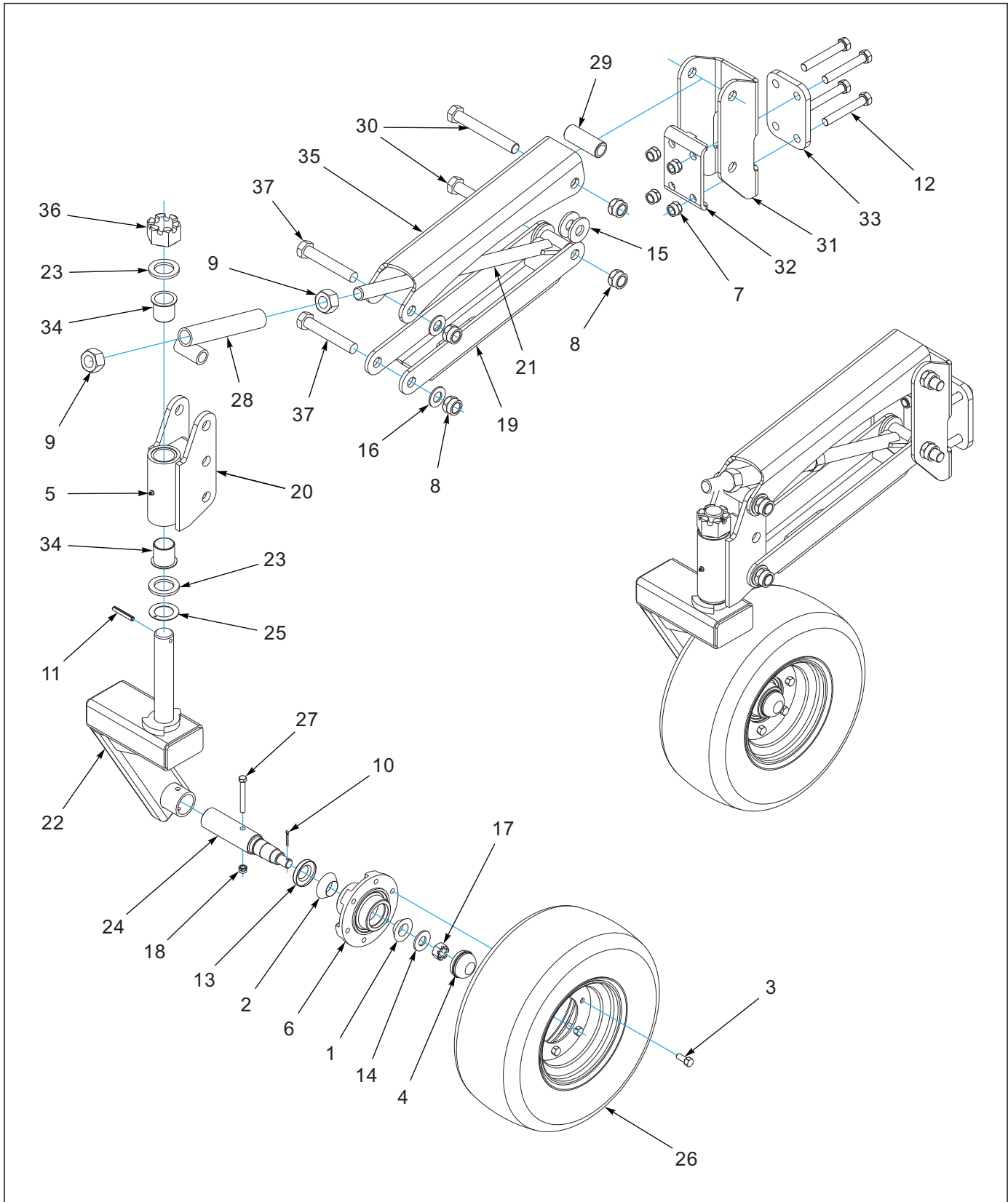


Figure 1-14: Front Gauge Wheel Assembly

Front Gauge Wheel Assembly

ITEM	PART NO.	DESCRIPTION	QTY.
--	164300	GAUGE WHEEL ASSY	1
1	1-076-010007	CONE INNER	1
2	1-076-010009	CONE INNER	1
3	1-104-010002	WHEEL BOLT1/2X1-3/8 S	6
4	1-161-010003	CAP 6BOLT HUB	1
5	1-298-010001-1	ZERK FITTING 1/4 SAE	1
6	1-406-010012	HUB 6 BOLT W/CUPS	1
7	1-512-010005-15	NUT,HEX,SLFLKG GRB 3/4-10	4
8	1-512-010005-19	NUT 1-8 HEX SLF-LOCKING GRB	4
9	1-512-010007-16	NUT,HEX 1-1/4-7 GR2 ZP	2
10	1-557-010362-40	PIN, COTTER 5/32X1-1/4	1
11	1-647-010004257	PIN,SPRING,SLOTTED 3/8X2-1/2	1
12	1-654-010061-15	SCREW,HX CP 3/4-10UNCX5 GR5	4
13	1-659-010004	1-5/8 ID GREASE SEAL	1
14	1-861-010004	WASHER SPINDLE 7/8	1
15	1-861-010005	WASHER, SPINDLE 1	4
16	1-861-010032-24	WASHER FL 1IN NARROW ZP	2
17	100966	NUT, HEX SLOTTED 7/8-14	1
18	101988	NUT,HEXSLF-LKG 7/16-14 GRB	1
19	140658	LINK, GAUGE WHEEL	1
20	140663	HUB, GAUGE WHEEL WLDMT	1
21	140667	ROD WLDMT, GAUGE WHEEL	1
22	140672	AXLE WLDMT GAUGE WHEEL	1
23	141154	WASHER GANG SHAFT	2
24	141245	SPINDLE, GAUGE WHEEL	1
25	141258	WASHER, THRUST 1-3/4	1
26	141271	TIRE AND WHEEL ASSY,FRT YELLOW	1
27	141808	SCREW HX CP7/16-14UNCX3-1/2G5	1
28	144199	CROSS, GAUGE WHEEL WLDMT	1
29	152209	BUSHING, PIVOT 1-1/2	1
30	153696	BOLT, HITCH CLEVIS	2
31	164296	MOUNT, GAUGE WHEEL	1
32	164297	MOUNTING PLATE, GAUGE WHEEL	1
33	164298	CLAMP PLATE, GAUGE WHEEL	1
34	164533	BEARING, FLANGE 1-3/4	2
35	183910	LINK, GAUGE WHEEL TOP	1
36	23085	NUT HEX SLOTTED 1 3/4-5	1
37	8-105-010003	HINGE PIVOT BOLT	2

Shank Assemblies

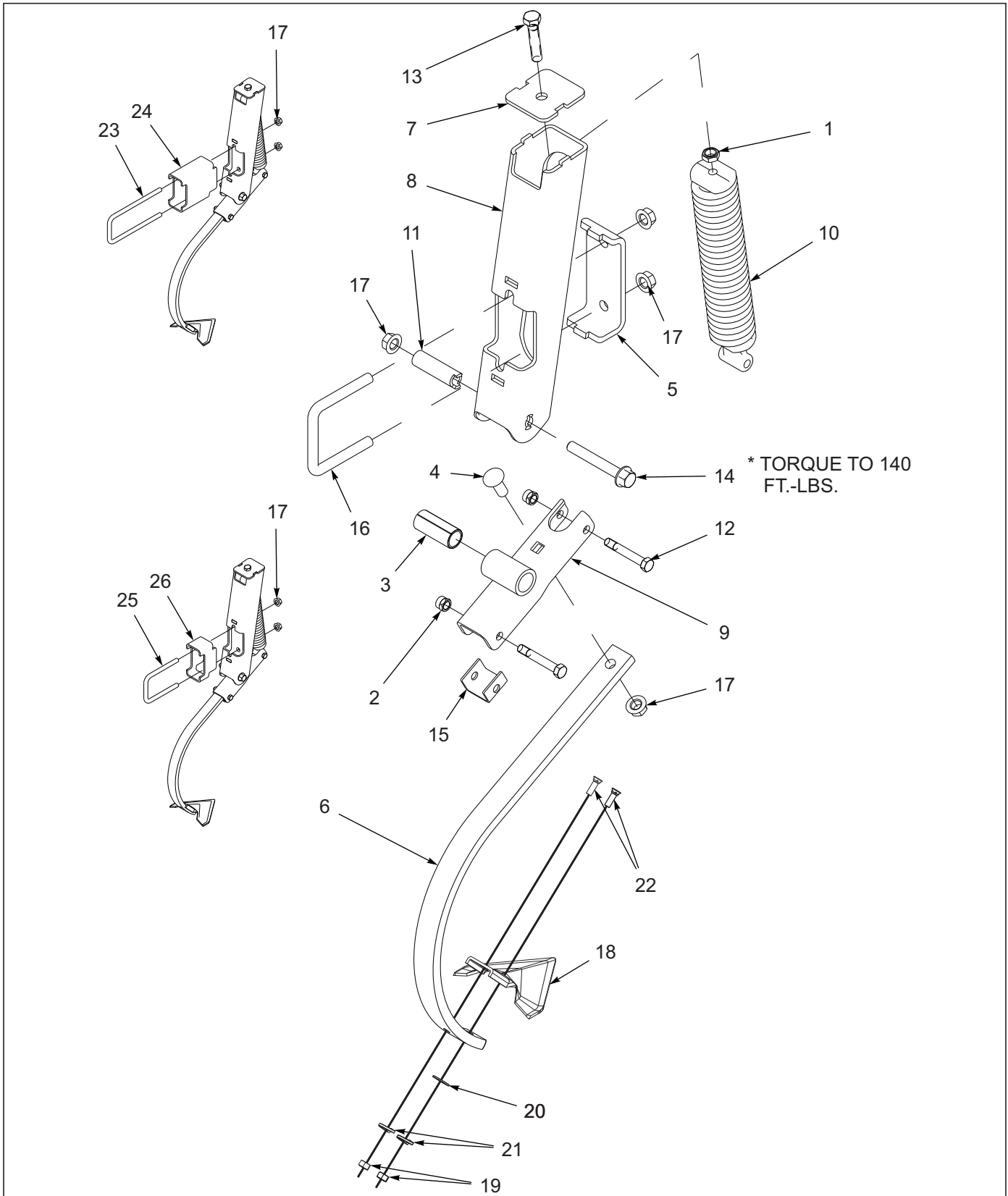


Figure 1-15: Spring Shank Assembly (Prior to 08/23/2012)

Spring Shank Assembly (Prior To 08/23/2012)

ITEM	PART NO.	DESCRIPTION	QTY.
--	162935	SHANK ASSEMBLY, SPRING (INCL. ITEMS 1 - 5, 7 - 17)	1
1	1-511-010001-07	NUT, HEX JAM 5/8-11	1
2	1-512-010005-09	NUT, HEX LOCK 1/2-13 GRB	2
3	164144	BUSHING, SPRING 1-1/4 X 2-15/16	1
4	133662	SCREW, RD HEAD SQ NECK 5/8-11 X 1-3/4	1
5	162904	CLAMP, SHANK MOUNT	1
6	162905	SHANK, FLAT 5/8 X 1-3/4	1
7	162906	PLATE, SPRING	1
8	162908	SQUARE TUBE, SHANK MOUNT	1
9	162909	CLAMP, SHANK (INCLUDES ITEM 27)	1
10	162930	SPRING ASSEMBLY	1
11	164145	BUSHING, CLAMP	1
12	164146	SCREW, HEX HEAD CAP 1/2-13 X 3-1/4 GR5	2
13	164147	SCREW, HEX HEAD CAP 5/8-11 X 3, 2-1/2 THD GR5	1
14	164192	SCREW, FLANGE HEAD 5/8-11 X 4-1/2 (TORQUE TO 140 FT. LBS)	1
15	166160	CLAMP, SHANK	1
16	2-102-010004	U-BOLT	1
17	29SFFL 5811	NUT, FLANGE HEAD LOCK 5/8-11	4
18	8-689-010006	SWEEP, 9"	1
18	8-689-010007	SWEEP, 7"	1
18	8-689-010008	SWEEP, 8"	1
18	8-689-010009	SWEEP, 10"	1
18	108675	SWEEP, 1/4 X 8 ULTRAWING	1
18	108676	SWEEP, 1/4 X 9 ULTRAWING	1
19	1-512-010007-08	NUT, HEX 7/16-14 GRB	1
20	1-861-010032-13	WASHER, FLAT 7/16W	1
21	1-861-010034-12	WASHER, SPLIT LOCK 7/16	1
22	7/16-14X1-3/4PB	BOLT,PLOW 7/16X1-3/4 GR5 ZP	1
23	158841	U-BOLT 5/8 X 4-11/16 X 10-3/4	1
24	164314	EXTENSION, SPRING SHANK 6-1/4	1
25	141228	U-BOLT 5/8 X 4 X 6-1/2	1
26	166155	EXTENSION SPRING SHANK 2"	1

ILLUSTRATED PARTS LIST

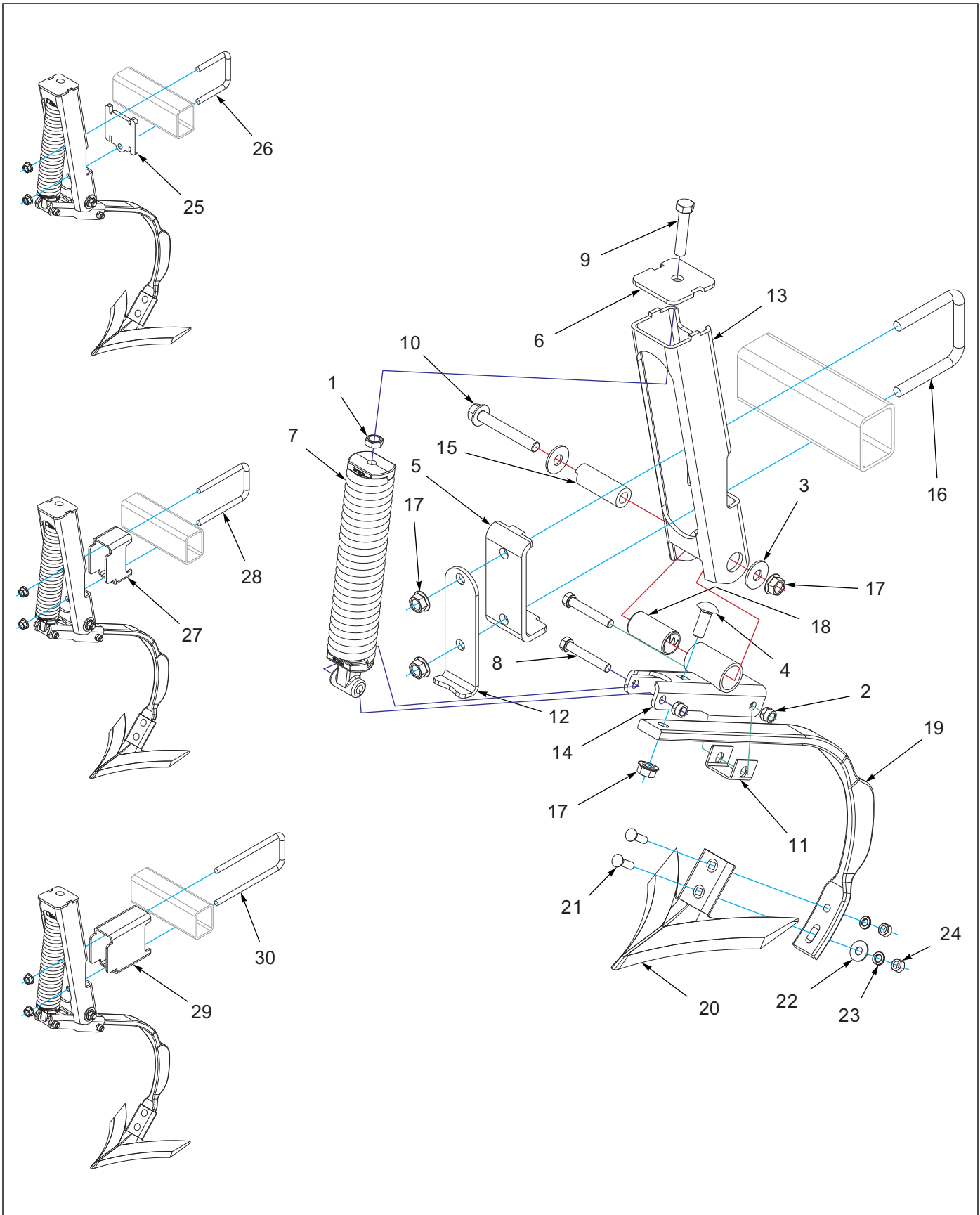


Figure 1-16: Spring Shank Assembly (After 08/23/2012)

Spring Shank Assembly (After 08/23/2012)

ITEM	PART NO.	DESCRIPTION	QTY.
--	172670	SHANK ASSY, SPRING (INCLUDES ITEMS 1-18)	
1	1-511-010001-07	NUT, HEX JAM 5/8-11	1
2	1-512-010005-09	NUT,HEX,SLFLKG, 1/2-13 GRB	2
3	1-861-010032-19	WASHER, FLAT 5/8 W ZP/CD	2
4	133662	SCRW RDHD SHT SQNK5/8-11X1.75	1
5	162904	CLAMP, SHANK MOUNT	1
6	162906	PLATE, SPRING	1
7	162930	SPRING ASSY	1
8	164146	SCREW, HEX CAP 1/2-13X3-1/4	2
9	164147	SCREW HX CAP5/8-11X3 2-1/2THD	1
10	164192	SCREW 5/8-11UNCX4-1/2 FLG HD	1
11	166160	CLAMP, SHANK	1
12	172662	STOP, SPRING SHANK	1
13	172666	MOUNT, SHANK	1
14	172667	CLAMP, SHANK (INCLUDES ITEMS 18)	1
15	172671	BUSHING, CLAMP	1
16	2-102-010004	BOLT U STANDARD GAUGE WHEEL	3
17	29SFFL 5811	NUT,FLANGE HEAD LOCK5/8-11UNC	4
18	172672	BUSHING 1-1/2 X 1-1/4 X2-15/16	1
19	185928	SHANK,5/8 X 1-3/4 EDGE BENT	1
20	108676	SWEEP 1/4X9 ULTRAWING (SHOWN)	
20	108675	SWEEP 1/4X8 ULTRAWING	
20	8-689-010006	9IN SWEEP	
20	8-689-010007	7IN SWEEP	
20	8-689-010008	8IN SWEEP	
20	8-689-010009	SWEEP 10 IN 810-800A	
21	7/16-14X1-3/4PB	BOLT,PLOW 7/16X1-3/4 GR5 ZP	2
22	1-861-010032-13	WASHER FLAT 7/16	1
23	1-861-010034-12	WASHER,LOCKING HLC SPG 7/16	2
24	1-512-010007-08	NUT, HEX 7/16-14 GR2 ZP	2
25	194616	EXTENSION SPRING SHANK	4
26	6-102-010009	U-BOLT RIGID GA WHEEL	4
27	172714	EXTENSION SPRING SHANK 3"	1
28	2-102-010037	U-BOLT CENTER SCRAPER	1
29	164314	EXTENSION, SPRING SHANK 6-1/4	2
30	158841	U-BOLT,5/8X4-11/16X10-3/4	2

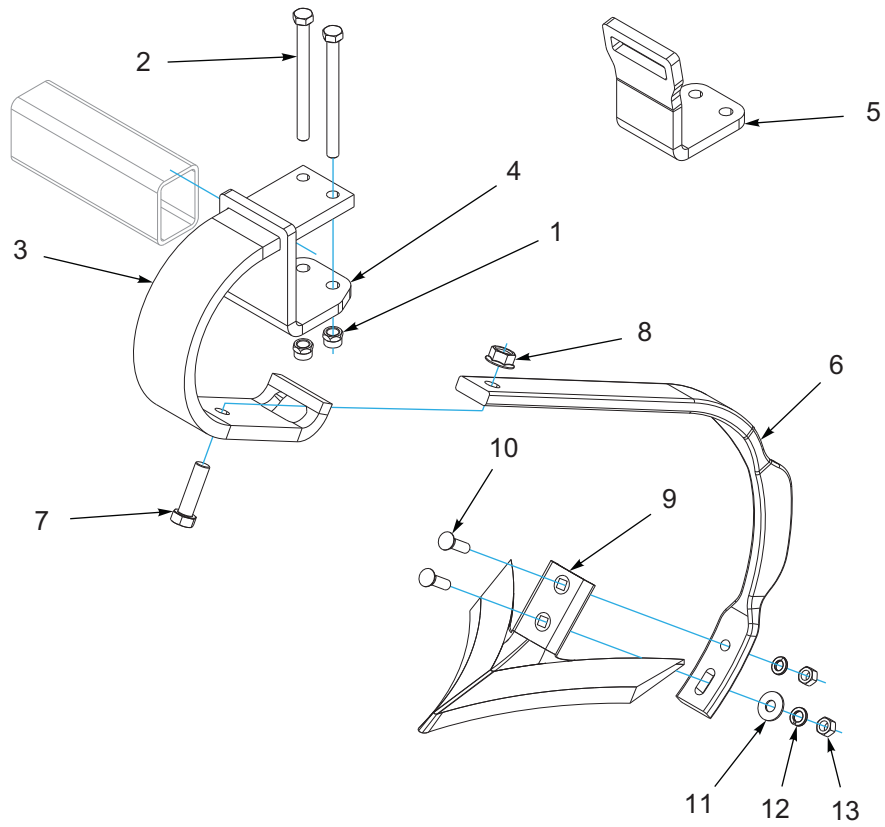


Figure 1-17: S-Tine Shank Assembly

S-tine Shank Assembly

ITEM	PART NO.	DESCRIPTION	QTY.
--	166200	SHANK ASSY,S-TINE (INCLUDES ITEMS 1-4)	
1	1-512-010005-09	NUT,HEX,SLFLKG, 1/2-13 GRB	2
2	1-654-010055-17	SCREW,HEX CAP,1/2-13UNCX6 GR5	2
3	166199	SPRING CLAMP,S-TINE	1
4	166201	CLAMP, S-TINE (WIDE)	1
5	181618	CLAMP, S-TINE (NARROW)	1
6	185928	SHANK,5/8 X 1-3/4 EDGE BENT	1
7	1-654-010059-06	SCREW,HEX CAP 5/8-11X2-1/4 G5	1
8	29SFFL 5811	NUT,FLANGE HEAD LOCK5/8-11UNC	2
9	108676	SWEEP 1/4X9 ULTRAWING (SHOWN)	
9	108675	SWEEP 1/4X8 ULTRAWING	
9	8-689-010006	9IN SWEEP	
9	8-689-010007	7IN SWEEP	
9	8-689-010008	8IN SWEEP	
9	8-689-010009	SWEEP 10 IN 810-800A	
10	7/16-14X1-3/4PB	BOLT,PLOW 7/16X1-3/4 GR5 ZP	2
11	1-861-010032-13	WASHER FLAT 7/16	1
12	1-861-010034-12	WASHER,LOCKING HLC SPG 7/16	2
13	1-512-010007-08	NUT, HEX 7/16-14 GR2 ZP	2

Lift Hydraulics

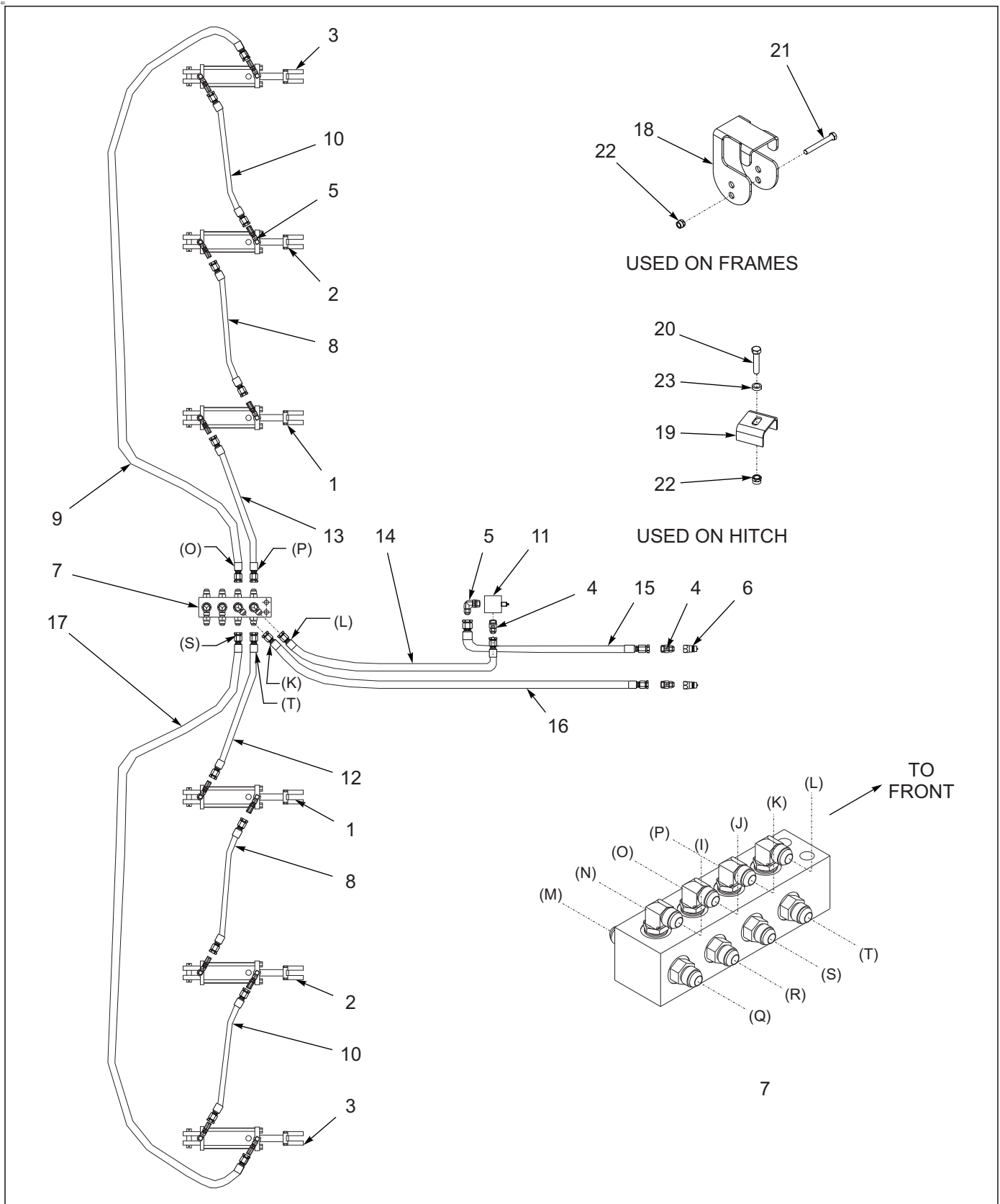


Figure 1-18: Lift Hydraulic Assembly (9650-38 and 9650-42 Models)

Lift Hydraulic Assembly (9650-38 & 9650-42 Models)

ITEM	PART NO.	DESCRIPTION	QTY.
1	140470	CYLINDER, HYDRAULIC 4 X 10 REPHASE (SEE PAGE 1-44)	2
2	140471	CYLINDER, HYDRAULIC 3-3/4 X 10 REPHASE (SEE PAGE 1-43)	2
3	164172	CYLINDER, HYDRAULIC 3-1/2 X 10 REPHASE (SEE PAGE 1-42)	2
4	202702-8-8S	ADAPTER	3
5	2062-8-8S	ADAPTER, 90	12
6	141828	COUPLER, MALE 3/4-16	2
7	166252	MANIFOLD ASSEMBLY, LIFT (SEE PAGE 1-41)	1
8	116434	HOSE ASSEMBLY 3/8 X 120	2
9	116436	HOSE ASSEMBLY 3/8 X 255	1
10	116491	HOSE ASSEMBLY 3/8 X 96	2
11	140693	VALVE, LIMIT	1
12	123547	HOSE ASSEMBLY 3/8 X 56	1
13	153843	HOSE ASSEMBLY 3/8 X 67	1
14	164303	HOSE ASSEMBLY 1/2 X 138	1
15	164304	HOSE ASSEMBLY 1/2 X 279	1
16	164305	HOSE ASSEMBLY 1/2 X 324	1
17	164307	HOSE ASSEMBLY 3/8 X 237	1
18	164295	HOSE CLAMP	19
19	2-181-010001	HOSE CLAMP	4
20	1-654-010051-11	SCREW, HEX HEAD CAP 3/8-16 X 2-1/2 GR5	2
21	1-654-010051-12	SCREW, HEX HEAD CAP 3/8-16 X 2-3/4 GR5	19
22	1-512-010005-05	NUT, HEX LOCK 3/8-16 GRB	21
23	1-861-010032-11	WASHER, FLAT 3/8W	2

ILLUSTRATED PARTS LIST

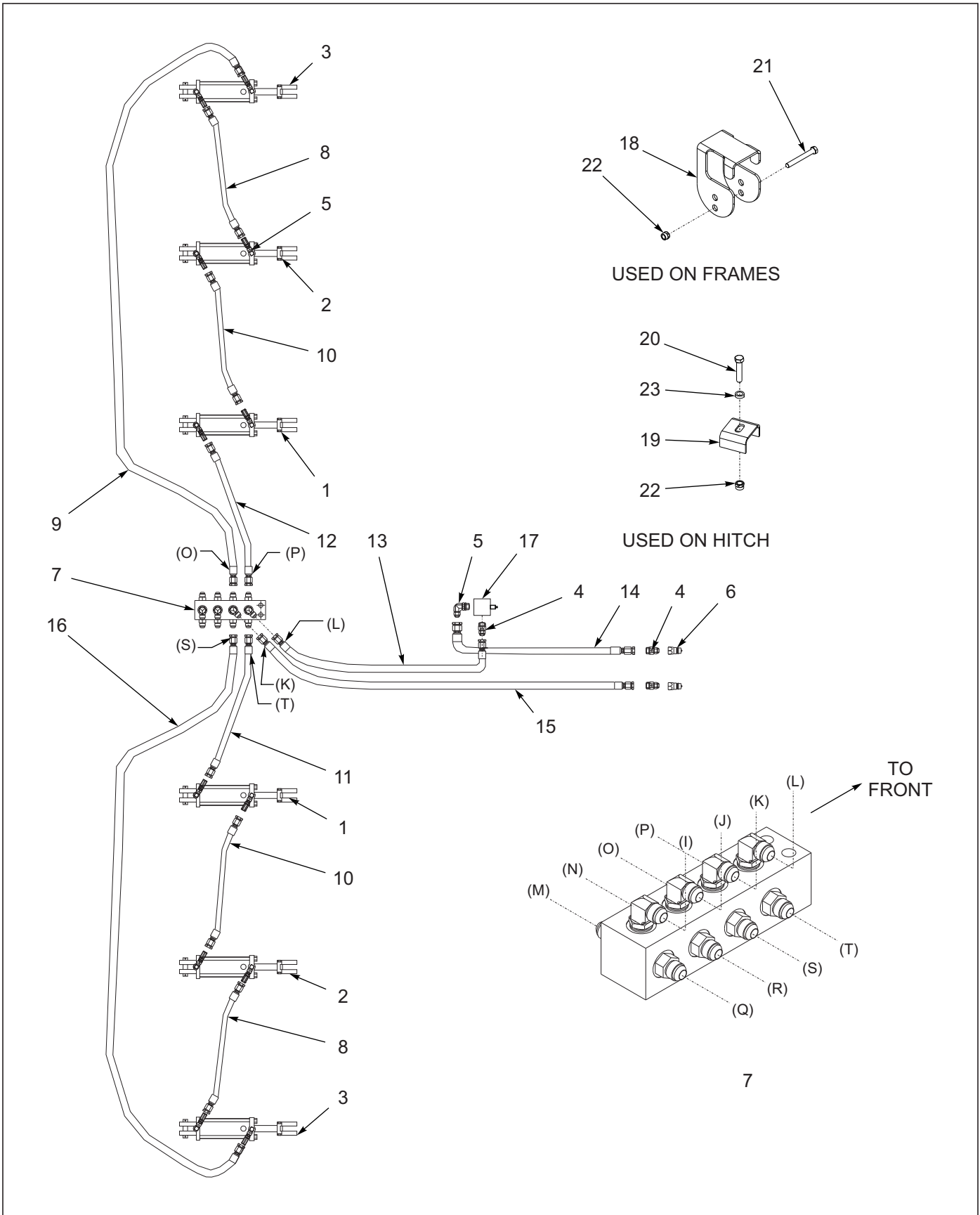


Figure 1-19: Lift Hydraulic Assembly (9650-46 and 9650-50 Models)

Lift Hydraulic Assembly (9650-46 & 9650-50 Models)

ITEM	PART NO.	DESCRIPTION	QTY.
1	140470	CYLINDER, HYDRAULIC 4 X 10 REPHASE (SEE PAGE 1-44)	2
2	140471	CYLINDER, HYDRAULIC 3-3/4 X 10 REPHASE (SEE PAGE 1-43)	2
3	164172	CYLINDER, HYDRAULIC 3-1/2 X 10 REPHASE (SEE PAGE 1-42)	2
4	202702-8-8S	ADAPTER	3
5	2062-8-8S	ADAPTER, 90	12
6	141828	COUPLER, MALE 3/4-16	2
7	166252	MANIFOLD ASSEMBLY, LIFT (SEE PAGE 1-41)	1
8	116434	HOSE ASSEMBLY 3/8 X 120	2
9	164309	HOSE ASSEMBLY 3/8 X 300	1
10	116435	HOSE ASSEMBLY 3/8 X 146	2
11	123547	HOSE ASSEMBLY 3/8 X 56	1
12	153843	HOSE ASSEMBLY 3/8 X 67	1
13	164303	HOSE ASSEMBLY 1/2 X 138	1
14	164304	HOSE ASSEMBLY 1/2 X 279	1
15	164305	HOSE ASSEMBLY 1/2 X 324	1
16	164308	HOSE ASSEMBLY 3/8 X 285	1
17	140693	VALVE, LIMIT	1
18	164295	HOSE CLAMP	19
19	2-181-010001	HOSE CLAMP	4
20	1-654-010051-11	SCREW, HEX HEAD CAP 3/8-16 X 2-1/2 GR5	2
21	1-654-010051-12	SCREW, HEX HEAD CAP 3/8-16 X 2-3/4 GR5	19
22	1-512-010005-05	NUT, HEX LOCK 3/8-16 GRB	21
23	1-861-010032-11	WASHER, FLAT 3/8W	2

Fold Hydraulic Assemblies

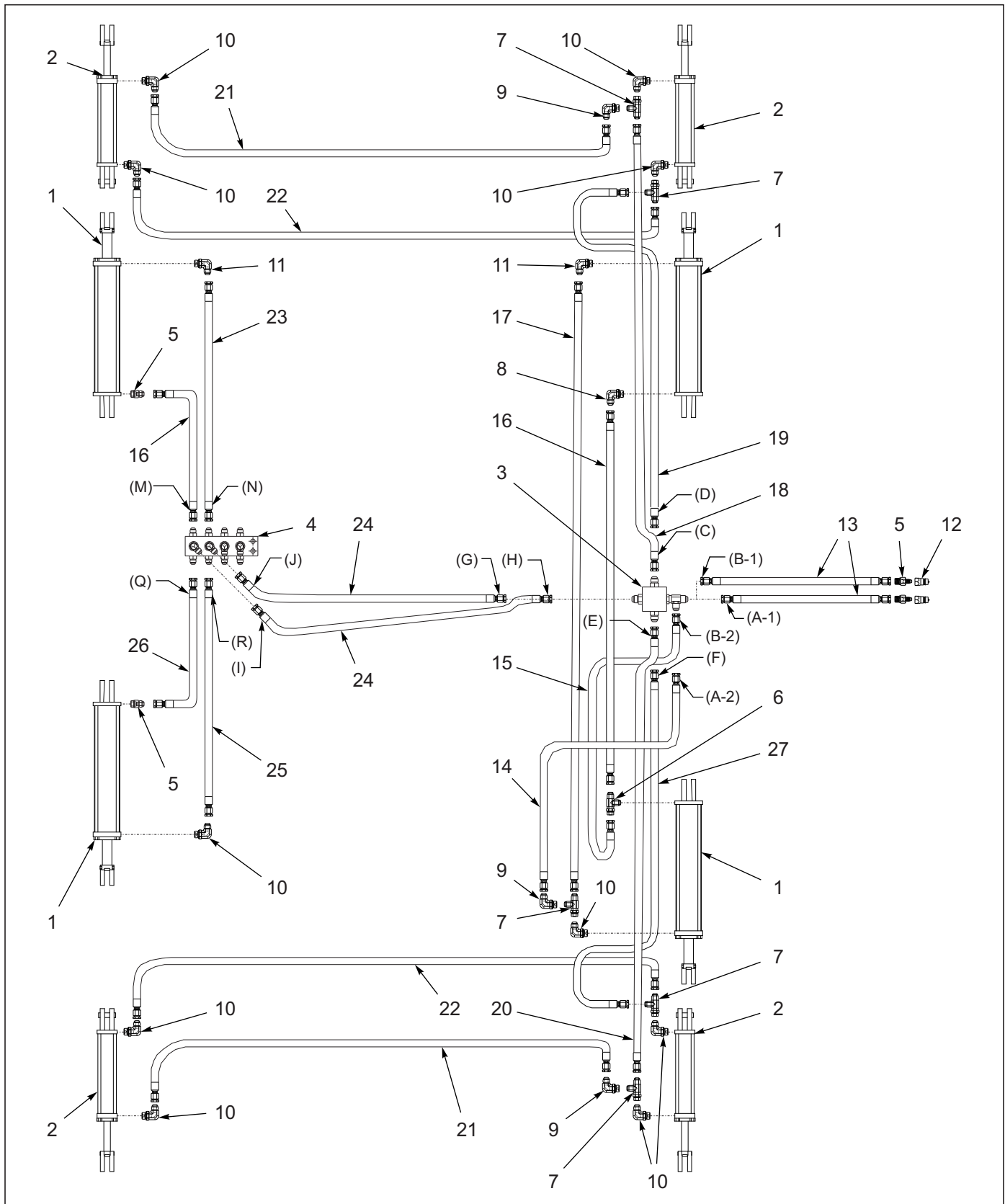


Figure 1-20: Fold Hydraulic Assembly (9650-38 and 9650-42 Models) (1 of 2)

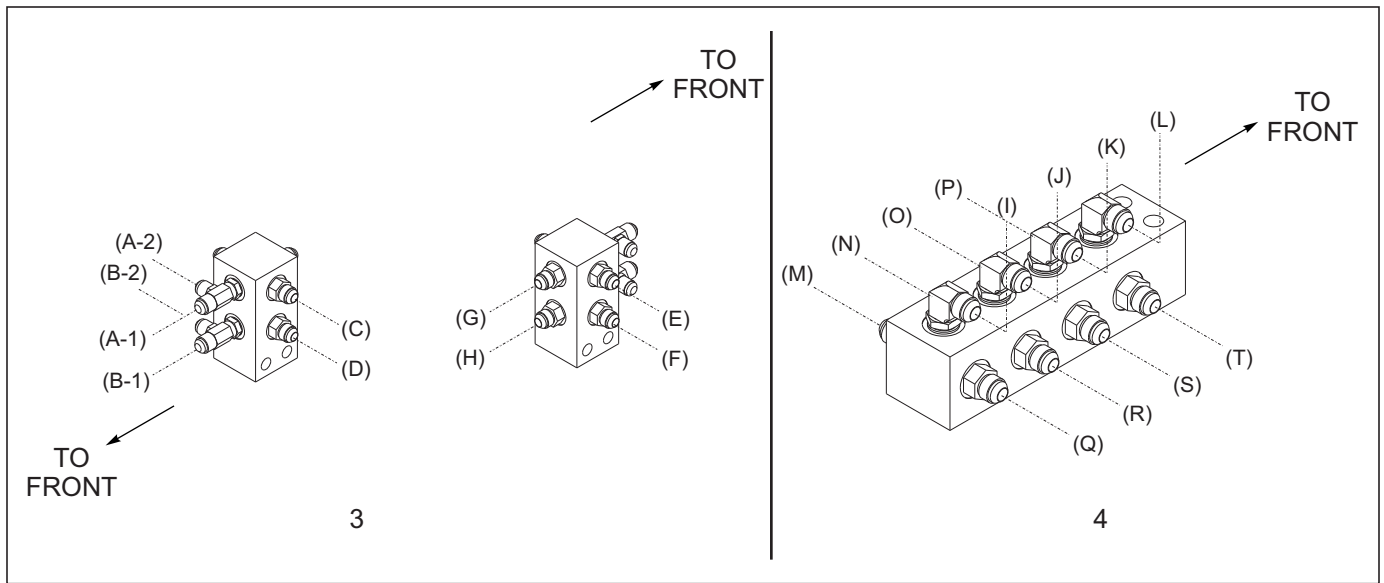


Figure 1-21: Fold Hydraulic Assembly (9650-38 and 9650-42 Models) (2 of 2)

Fold Hydraulic Assembly (9650-38 & 9650-42 Models)

ITEM	PART NO.	DESCRIPTION	QTY.
--	167618	CYL ASM, 4-1/2 X 30 W/FITTINGS	
--	201786	CYLINDER ASSY 4X16 W/FITTINGS	
1	167575	CYLINDER, HYDRAULIC 4-1/2 X 30 (SEE PAGE 1-45)	4
2	144322	CYLINDER, HYDRAULIC 4 X 16 (SEE PAGE 1-46)	4
3	172664	MANIFOLD ASSEMBLY, FOLD (SEE PAGE 1-40)	1
4	166252	MANIFOLD ASSEMBLY, LIFT/FOLD (SEE PAGE 1-41)	1
5	202702-8-8S	ADAPTER	4
6	203003-8-8S	ADAPTER, TEE	1
7	203102-8-8S	ADAPTER, TEE	5
8	2062-8-8S	ADAPTER, 90	2
9	2071-8-8S	ADAPTER, 90	3
10	141826	ELBOW, 90 1/16 RESTRICTOR	8
11	2-181-010001	HOSE CLAMP (NOT SHOWN)	4
12	141828	COUPLER, MALE 3/4-16	2
13	164307	HOSE ASSEMBLY 3/8 X 237	2
14	71508985	HOSE ASSEMBLY 3/8 X 30	1
15	147582	HOSE ASSEMBLY 3/8 X 24	1
16	117259	HOSE ASSEMBLY 3/8 X 48	1
17	166171	HOSE ASSEMBLY 3/8 X 114	1
18	141883	HOSE ASSEMBLY 3/8 X 190	1
19	141864	HOSE ASSEMBLY 3/8 X 175	1
20	141881	HOSE ASSEMBLY 3/8 X 136	1
21	159569	HOSE ASSEMBLY 3/8 X 161	2
22	137599	HOSE ASSEMBLY 3/8 X 126	2
23	116490	HOSE ASSEMBLY 3/8 X 78	1
24	71508988	HOSE ASSEMBLY 3/8 X 80	2
25	153843	HOSE ASSEMBLY 3/8 X 67	1
26	1-397-010369036	HOSE ASSEMBLY 3/8 X 36	1
27	116434	HOSE ASSEMBLY 3/8 X 120	1
28	164295	HOSE CLAMP (NOT SHOWN)	19

ILLUSTRATED PARTS LIST

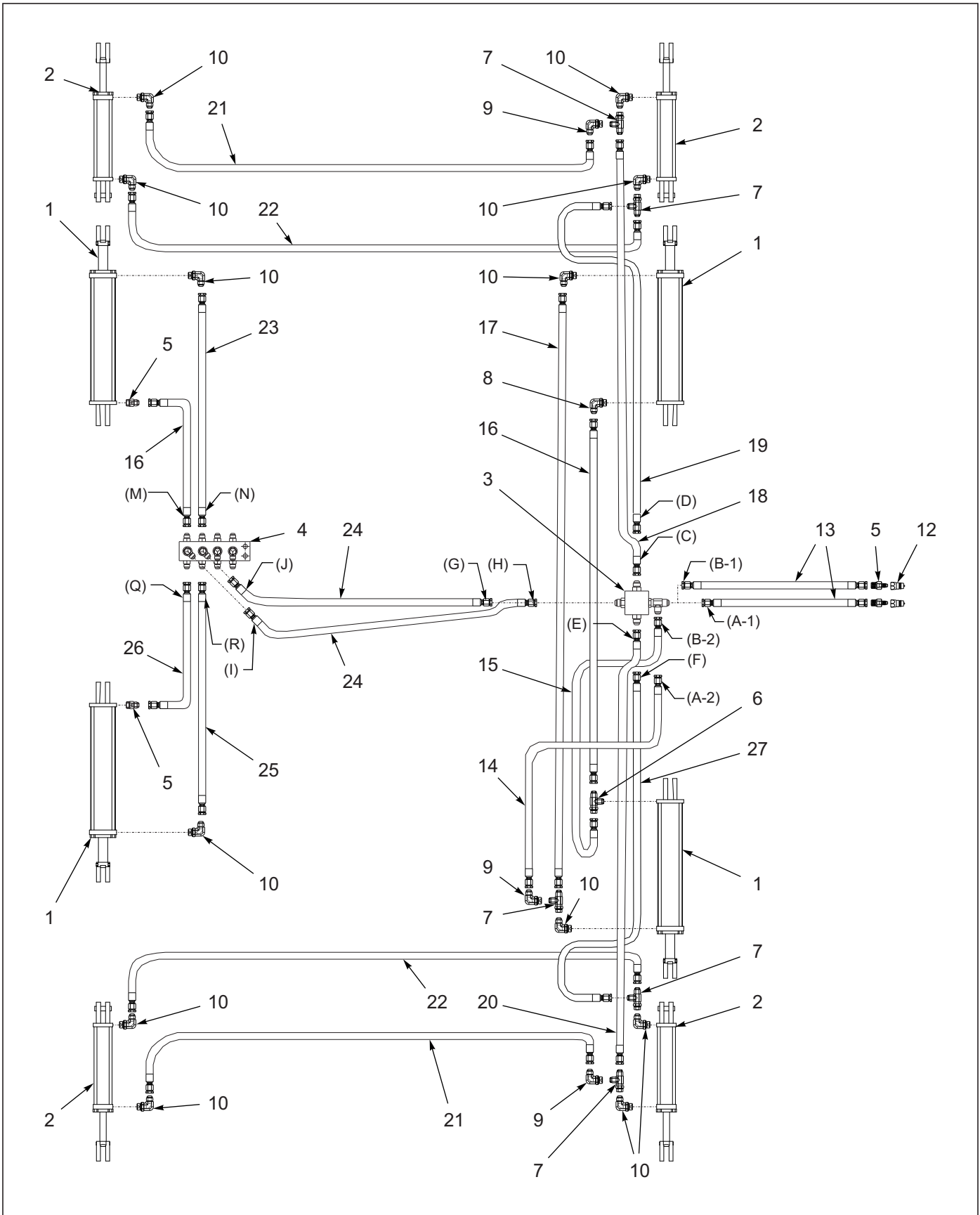


Figure 1-22: Fold Hydraulic Assembly (9650-46 & 9650-50 Models) (1 of 2)

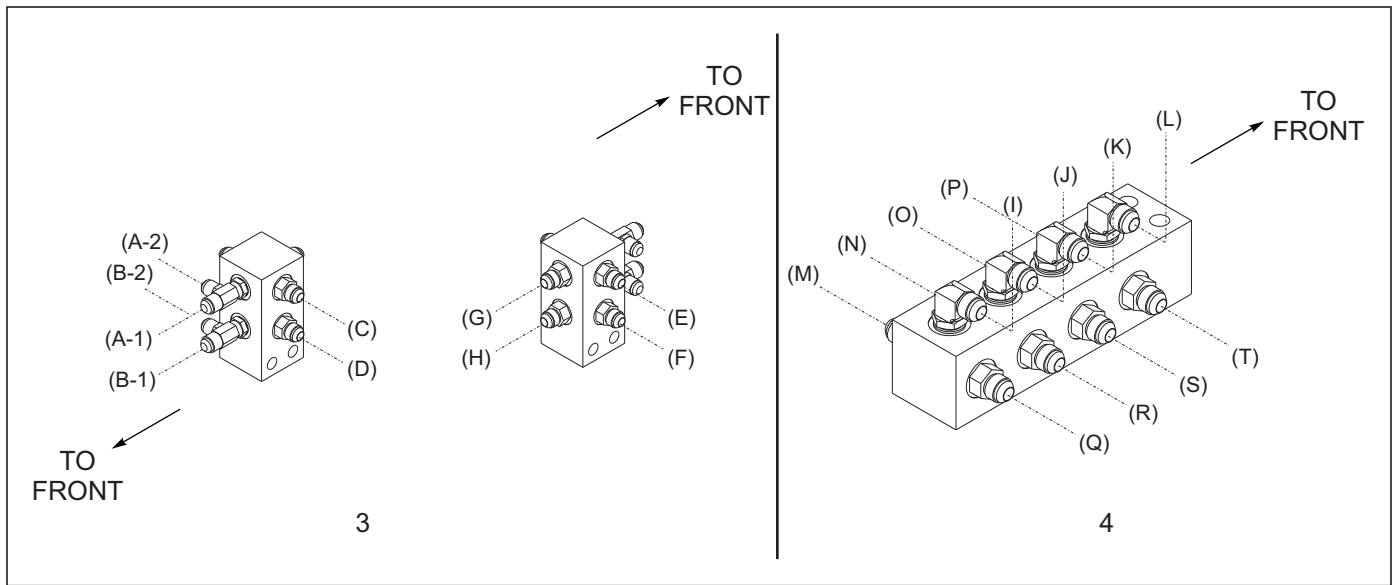


Figure 1-23: Fold Hydraulic Assembly (9650-46 & 9650-50 Models) (2 of 2)

Fold Hydraulic Assembly (9650-46 & 9650-50 Models)

ITEM	PART NO.	DESCRIPTION	QTY.
--	167618	CYL ASM, 4-1/2 X 30 W/FITTINGS	
--	201786	CYLINDER ASSY 4X16 W/FITTINGS	
1	167575	CYLINDER, HYDRAULIC 4-1/2 X 30 (SEE PAGE 1-45)	4
2	144322	CYLINDER, HYDRAULIC 4 X 16 (SEE PAGE 1-46)	4
3	172664	MANIFOLD ASSEMBLY, FOLD (SEE PAGE 1-40)	1
4	166252	MANIFOLD ASSEMBLY, LIFT/FOLD (SEE PAGE 1-41)	1
5	202702-8-8S	ADAPTER	4
6	203003-8-8S	ADAPTER, TEE	1
7	203102-8-8S	ADAPTER, TEE	5
8	2062-8-8S	ADAPTER, 90	2
9	2071-8-8S	ADAPTER, 90	3
10	141826	ELBOW, 90 1/16 RESTRICTOR	8
11	2-181-010001	HOSE CLAMP (NOT SHOWN)	4
12	141828	COUPLER, MALE 3/4-16	2
13	164307	HOSE ASSEMBLY 3/8 X 237	2
14	71508985	HOSE ASSEMBLY 3/8 X 30	1
15	147582	HOSE ASSEMBLY 3/8 X 24	1
16	117259	HOSE ASSEMBLY 3/8 X 48	1
17	166171	HOSE ASSEMBLY 3/8 X 114	1
18	160693	HOSE ASSEMBLY 3/8 X 222	1
19	71509000	HOSE ASSEMBLY 3/8 X 202	1
20	144343	HOSE ASSEMBLY 3/8 X 165	1
21	159569	HOSE ASSEMBLY 3/8 X 161	2
22	137599	HOSE ASSEMBLY 3/8 X 126	2
23	116490	HOSE ASSEMBLY 3/8 X 78	1
24	71508988	HOSE ASSEMBLY 3/8 X 80	2
25	153843	HOSE ASSEMBLY 3/8 X 67	1
26	1-397-010369036	HOSE ASSEMBLY 3/8 X 36	1
27	116435	HOSE ASSEMBLY 3/8 X 146	1
28	164295	HOSE CLAMP (NOT SHOWN)	19

Manifold Assemblies

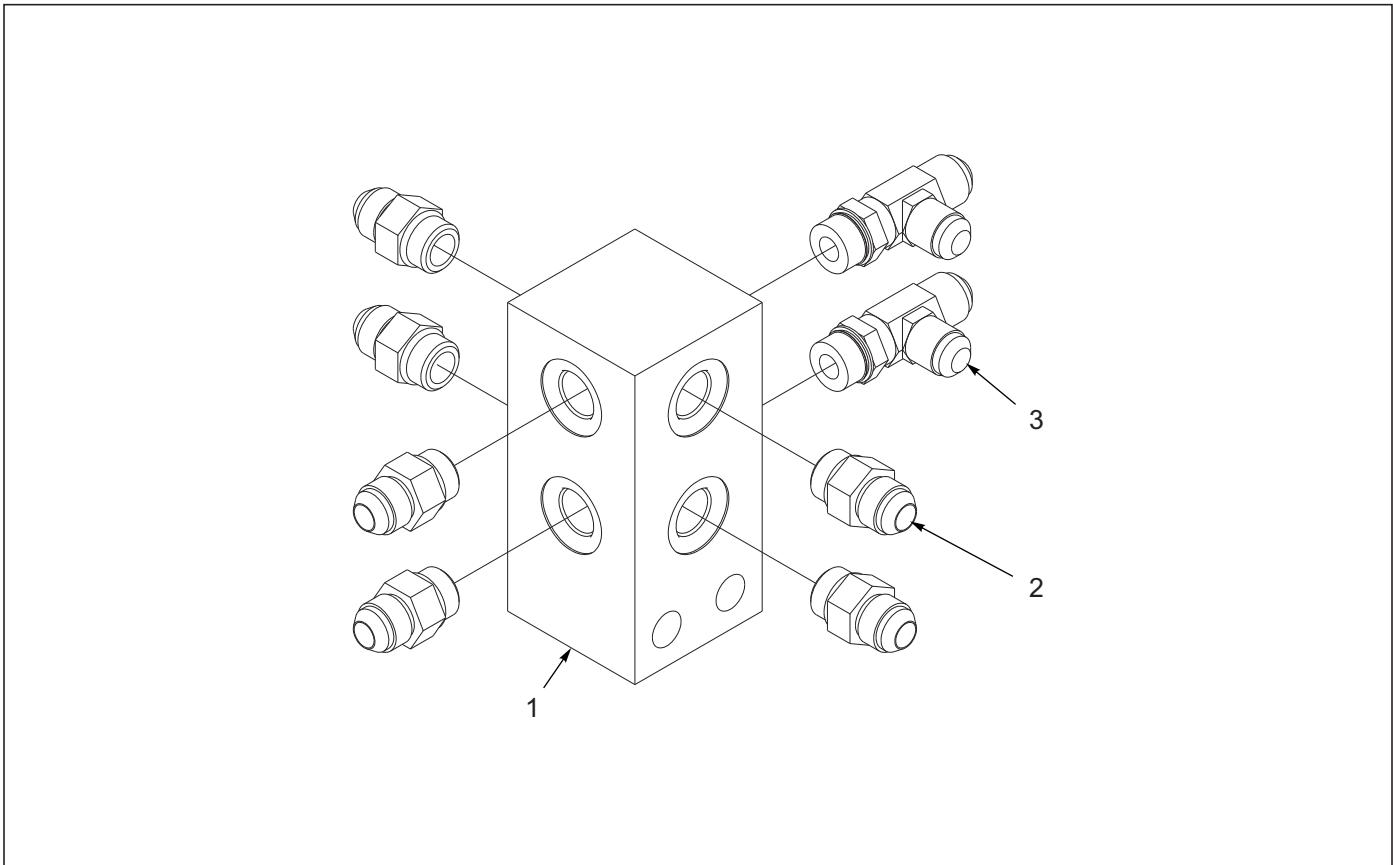


Figure 1-24: Manifold Assembly, Fold

Manifold Assembly, Fold

ITEM	PART NO.	DESCRIPTION	QTY.
--	172664	MANIFOLD ASSEMBLY, FOLD	
1	2-474-010022	MANIFOLD, HYDRAULIC ASSEMBLY 8 PORT	1
2	202702-8-8S	ADAPTER	4
3	203005-8-8S	ADAPTER, TEE	1

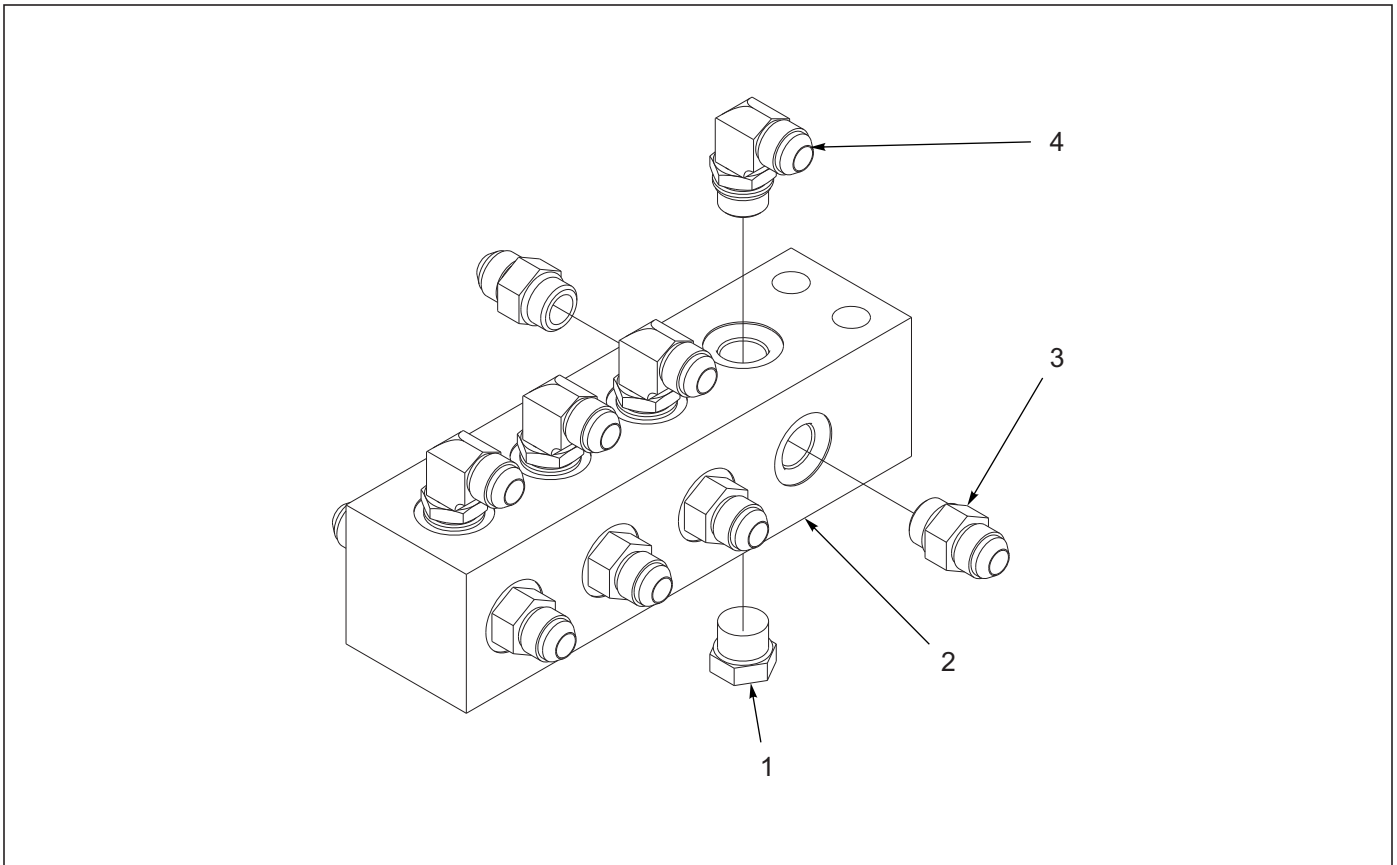


Figure 1-25: Manifold Assembly, Lift

Manifold Assembly, Lift

ITEM	PART NO.	DESCRIPTION	QTY.
--	166252	MANIFOLD ASSEMBLY, LIFT	
1	1-007-010025	PLUG, 3/4-16	2
2	141594	MANIFOLD, HYDRAULIC 16 PORT	1
3	202702-8-8S	ADAPTER	8
4	2062-8-8S	ADAPTER, 90	4

Cylinder Assemblies

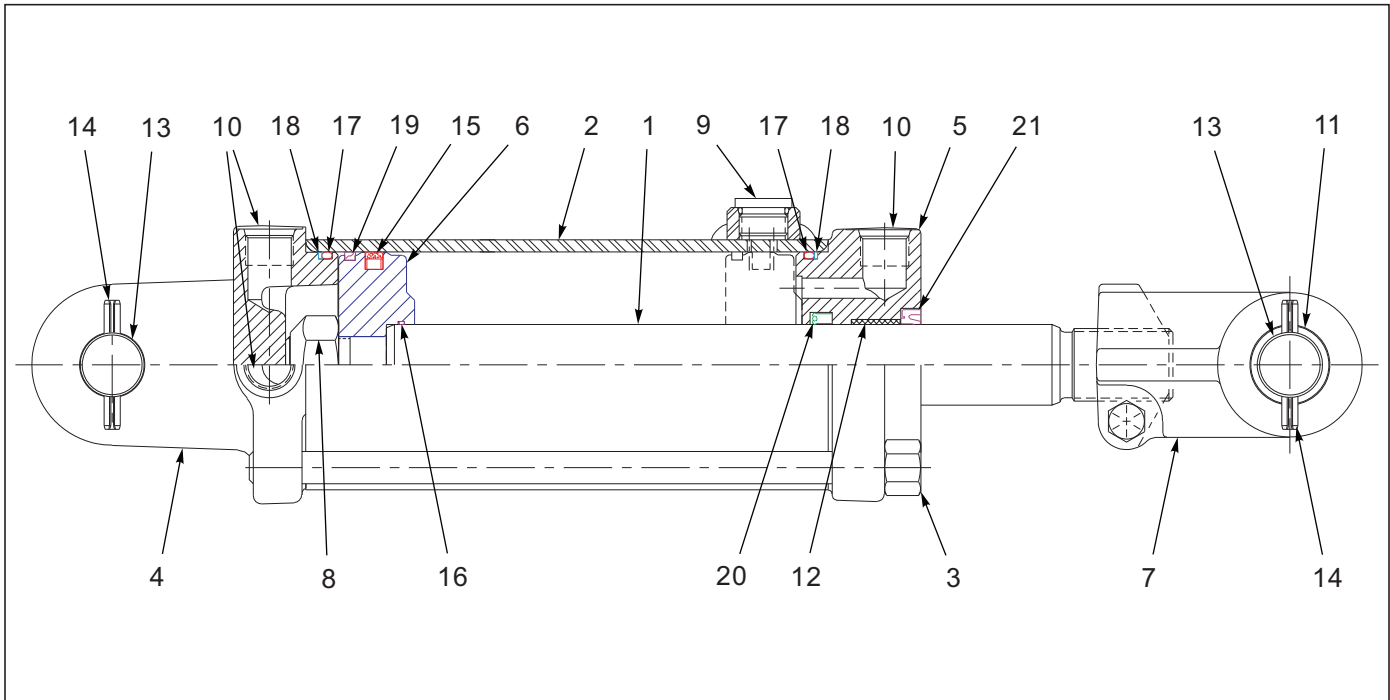


Figure 1-26: Rephase Assembly 3-1/2 X 10

Cylinder - Rephase Assembly 3-1/2 X 10

ITEM	PART NO.	DESCRIPTION	QTY.
--	164172	CYLINDER 3-1/2X10, REPHASE	
1	----	PISTON ROD	1
2	----	TUBE ASSEMBLY	1
3	----	TIEROD ASSY	1
4	148084	BUTT CLEVIS	1
5	148085	GLAND ASSEMBLY	1
6	-----	PISTON	1
7	148087	CLEVIS ASSEMBLY	1
8	-----	LOCK NUT	1
9	-----	SHIPPING PLUG	1
10	-----	SHIPPING PLUG	3
11	148088	HARD, BUSHING	2
12	125566	DU BUSHING	1
13	143994	CLEVIS PIN	2
14	111789	ROLL PIN	4
15	----	TEFLON SEAL	1
16	----	O-RING	1
17	----	O-RING	2
18	----	BU-WASHER	2
19	----	BEARING RING	1
20	----	U-CUP	1
21	----	CANNED WIPER	1
22	164245	PACKING KIT (NOT SHOWN) (INCLUDES ITEMS 15-21)	

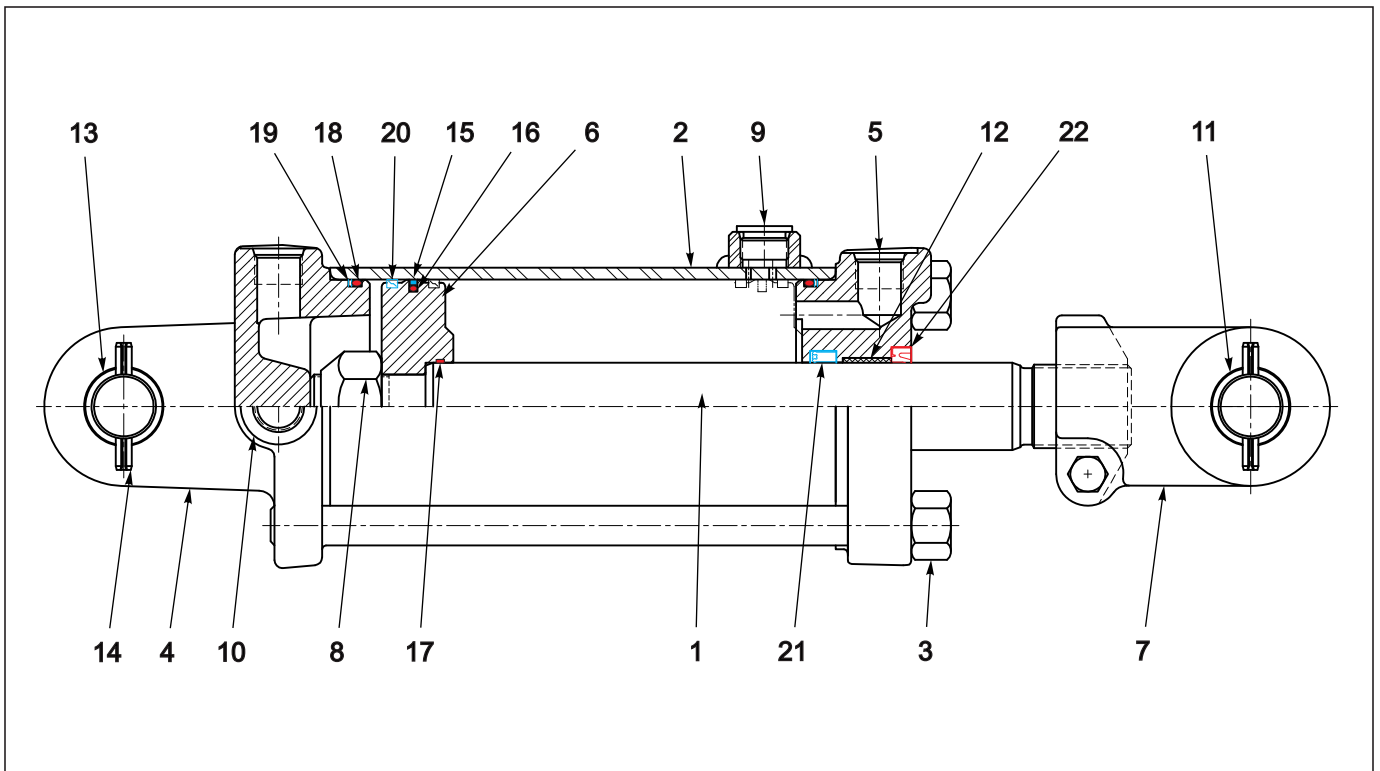


Figure 1-27: Cylinder - Rephase Assembly 3-3/4 X 10 (1" Clevis Pins)

Cylinder - Rephase Assembly 3-3/4 X 10 (1" Clevis Pins)

ITEM	PART NO.	DESCRIPTION	QTY.
--	140471	CYLINDER, 3-3/4 X 10, REPHASE (1" PINS)	
1	----	PISTON, ROD	1
2	----	TUBE ASSY	1
3	----	TIEROD ASSY	1
4	142116	BUTT CLEVIS ASSEMBLY	1
5	111871	GLAND ASSY	1
6	----	PISTON ROD	1
7	142110	CLEVIS ASSY	1
8	----	NUT, LOCK	1
9	----	PLUG, PORT	1
10	----	PLUG, PORT	3
11	142112	BUSHING	4
12	141301	BUSHING	1
13	143994	PIN, CLEVIS	2
14	111789	ROLL PIN	4
15	----	TEFLON SEAL	1
16	----	O- RING	1
17	----	O- RING	1
18	----	O- RING	2
19	----	BU- WASHER	2
20	----	BEARING RING	2
21	----	U- CUP	1
22	----	CANNED WIPER	1
23	142103	PACKING KIT (NOT SHOWN) (INCLUDES ITEMS 15-22)	

ILLUSTRATED PARTS LIST

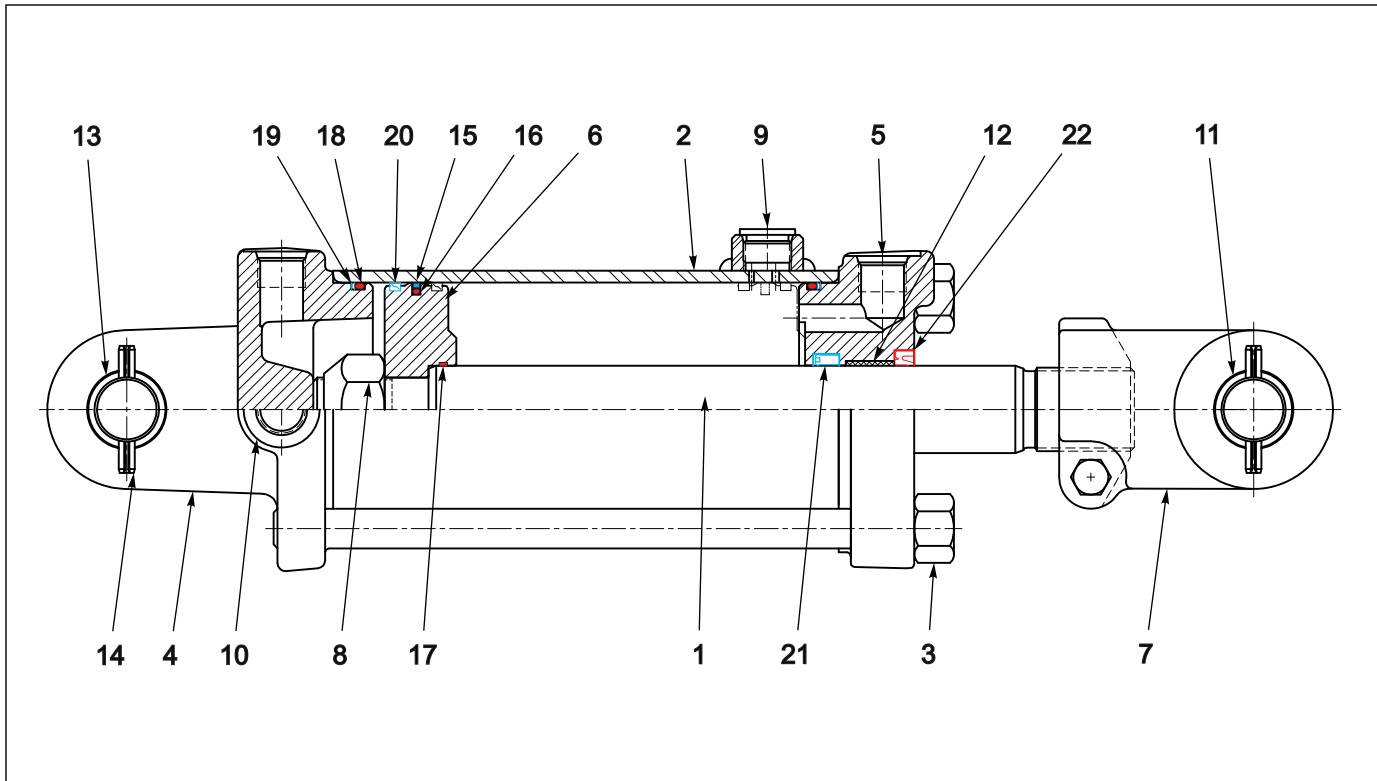


Figure 1-28: Cylinder - Rephase Assembly 4 X 10 (1" Clevis Pins)

Cylinder - Rephase Assembly 4 X 10 (1" Clevis Pins)

ITEM	PART NO.	DESCRIPTION	QTY.
--	140470	CYLINDER 4X10 REPHASE (1" PINS)	
1	----	PISTON, ROD	1
2	----	TUBE	1
3	----	TIEROD ASSY	1
4	142114	BUTT CLEVIS ASSY	1
5	142109	GLAND ASSEMBLY	1
6	----	PISTON	1
7	142110	CLEVIS ASSEMBLY	1
8	----	NUT, LOCK	1
9	----	PLUG, PORT	1
10	----	PLUG, PORT	3
11	142112	BUSHING	4
12	141301	BUSHING	1
13	143994	PIN, CLEVIS	2
14	111789	ROLL PIN	4
15	----	TEFLON SEAL	1
16	----	O- RING	1
17	----	O- RING	1
18	----	O- RING	2
19	----	BU- WASHER	2
20	----	BEARING RING	2
21	----	U- CUP	1
22	----	CANNED WIPER	1
23	142111	PACKING KIT (NOT SHOWN) (INCLUDES ITEMS 15-22)	

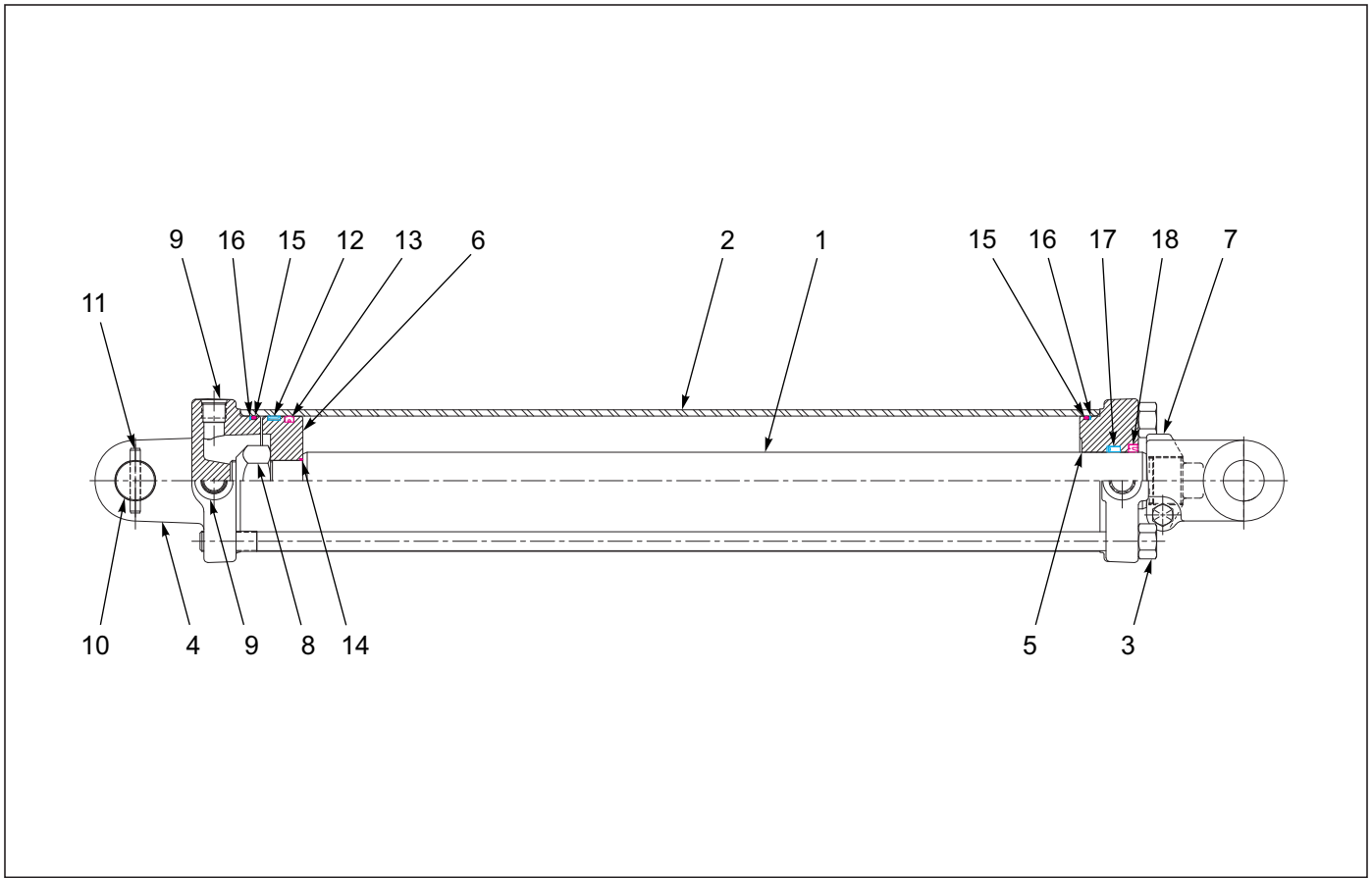


Figure 1-29: Hydraulic Cylinder 4-1/2" X 30"

Hydraulic Cylinder 4-1/2" X 30"

ITEM	PART NO.	DESCRIPTION	QTY.
--	167575	CYLINDER, 4-1/2 X 30, 2DIA ROD	
1	----	PISTON ROD	1
2	----	TUBE	1
3	----	TIEROD ASSEMBLY	4
4	218648	BUTT	1
5	169549	GLAND	1
6	----	PISTON	1
7	100000362	CLEVIS ASSEMBLY	1
8	----	LOCKNUT	1
9	----	PORT PLUG	3
10	169550	CLEVIS PIN	1
11	111789	ROLL PIN	2
12	----	BEARING RING	2
13	----	CROWN SEAL	1
14	----	O-RING	1
15	----	O-RING	2
16	----	BU-WASHER	2
17	----	U-CUP	1
18	----	WIPER	2
19	169552	PACKING KIT (NOT SHOWN) (INCLUDES ITEMS 12-18)	

ILLUSTRATED PARTS LIST

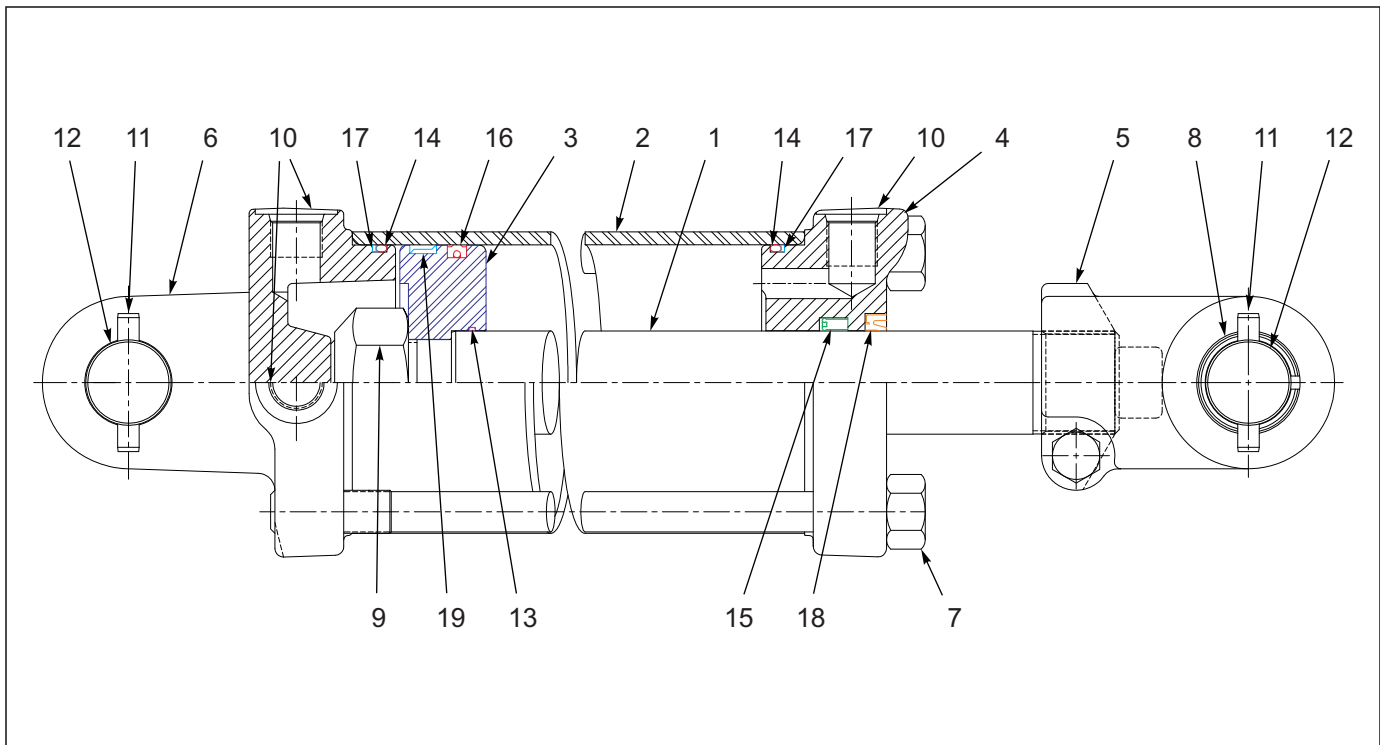


Figure 1-30: Cylinder, Hydraulic 4 X 16

Cylinder, Hydraulic 4" X 16"

ITEM	PART NO.	DESCRIPTION	QTY.
--	144322	CYLINDER HYDRAULIC 4" X 16"	
1	----	PISTON ROD	1
2	----	TUBE	1
3	----	PISTON	1
4	142120	GLAND	1
5	137304	CLEVIS ASSEMBLY	1
6	142119	BUTT CLEVIS	1
7	----	TIEROD ASSEMBLY	4
8	135912	BUSHING	2
9	----	LOCKNUT	1
10	----	PORT PLUG	3
11	111789	ROLL PIN	4
12	218640	CLEVIS PIN	2
13	----	O-RING	1
14	----	O-RING	2
15	----	U-CUP	1
16	----	CROWN SEAL	1
17	----	BU-WASHER	2
18	----	CANNED WIPER	1
19	----	BEARING RING	1
20	154104	PACKING KIT (NOT SHOWN) (INCLUDES ITEMS 13-19)	

Electrical

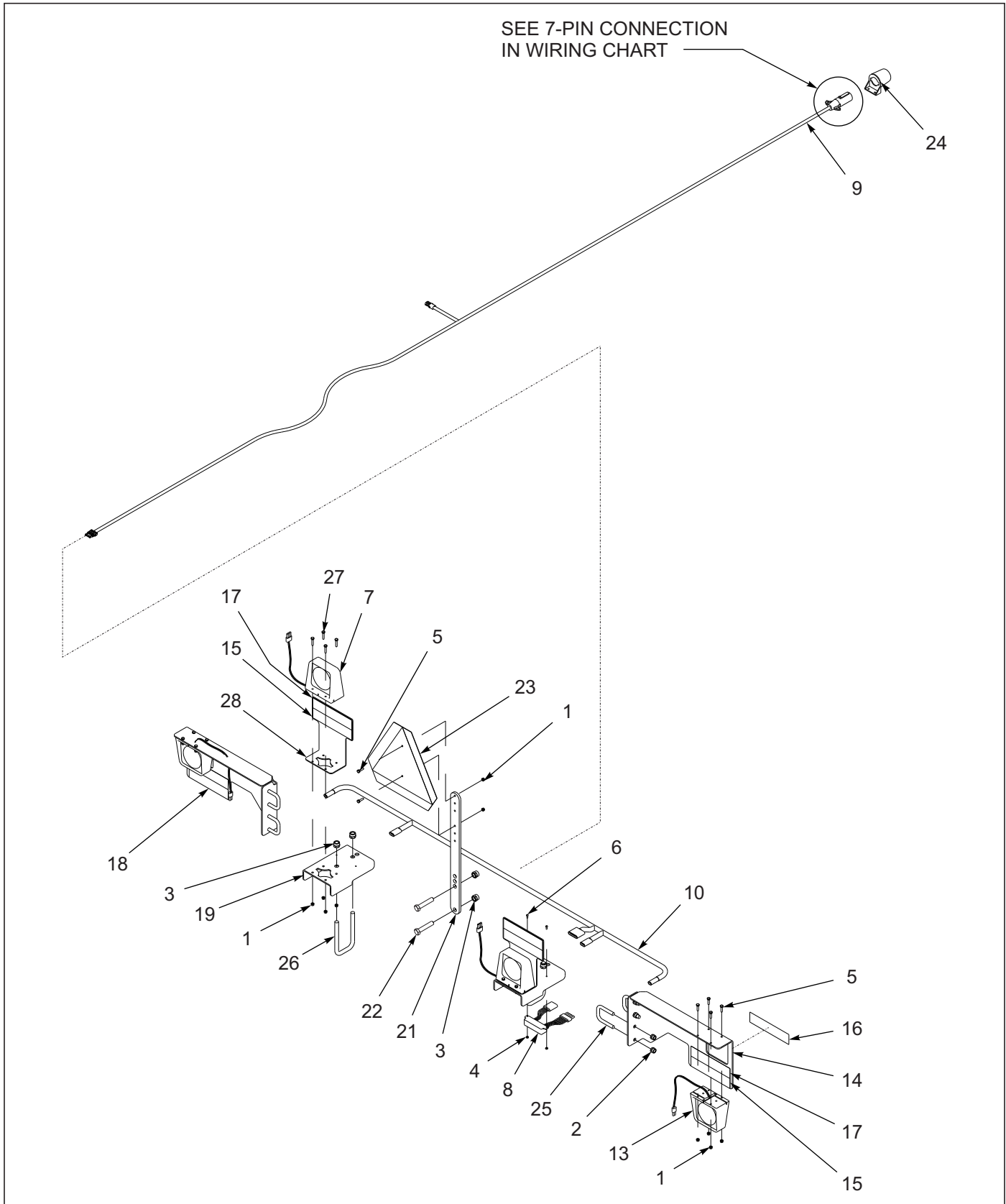


Figure 1-31: Electrical Assembly (1 of 2)

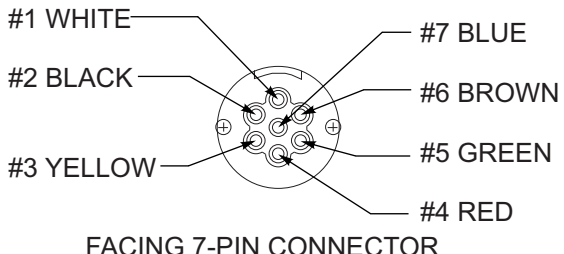
<p>NOTE: IF REPAIRING OR REPLACING THE 7 PIN CONNECTOR, MATCH THE LETTERS AT THE BACK OF THE HARNESS TO THE 7 PIN CONNECTOR AS SHOWN. THE COLOR OF THE WIRE JACKET DOES NOT NECESSARILY MATCH THE COLOR MARKING OF THE 7 PIN CONNECTOR.</p>  <p>#1 WHITE #2 BLACK #3 YELLOW #4 RED #5 GREEN #6 BROWN #7 BLUE</p> <p>FACING 7-PIN CONNECTOR</p>	WIRING CHART	
	7-PIN CONNECTION	4-PIN TOWER
	GRND. 1	D
	YEL. 3	B
	GRN. 5	A
	BRN. 6	C
	BLU. 7	

Figure 1-32: Electrical Assembly (Before August, 2013) (2 of 2)

Electrical Assembly (Before August, 2013)

ITEM	PART NO.	DESCRIPTION	QTY.
1	1-512-010005-01	NUT, HEX LOCK 1/4-20 GRB	10
2	1-512-010005-09	NUT, HEX LOCK 1/2-13 GRB	8
3	1-512-010005-13	NUT, HEX LOCK 5/8-11 GRB	6
4	1-512-010007-02	NUT, HEX 8-32	2
5	1-654-010047-06	SCREW HEX CAP 1/4-20 X 1 GR5	2
6	107-0762	SCREW, SLOT PAN HEAD #8-32 X 1/2	2
7	141576	LAMP, RED W/ BRAKE	2
8	141578	LIGHTING MODULE, ENHANCED	1
9	141579	HARNESS, MAIN WARNING LIGHTS	1
10	141580	HARNESS, REAR WARNING LIGHTS	1
11	164136	LIGHT ASSEMBLY, RIGHT (INCL ITEMS 1, 5, 13-17)	1
12	164137	LIGHT ASSEMBLY, LEFT (INCL ITEMS 1, 5, 13, 15-18)	1
13	141577	LAMP, AMBER SINGLE	1
14	164134	MOUNT, LIGHT RIGHT	1
15	528933	REFLECTOR, RED	1
16	528934	REFLECTOR, YELLOW	1
17	528938	STRIPE, ORANGE	1
18	164135	MOUNT, LIGHT LEFT	1
19	164138	MOUNT, LIGHT TAIL	1
20	105874	TIE STRAP, PLASTIC 21.5 - 24 X .301 (NOT SHOWN)	AR
21	164142	BRACKET, SMV MOUNTING	1
22	1-654-010059-07	SCREW, HEX HEAD CAP 5/8-11 X 2-1/2 GR5	2
23	70260977	SMV EMBLEM	1
24	2-368-010287	HARNESS, STOR-A-WAY	1
25	8-102-010019	U-BOLT	4
26	8-102-010043	U-BOLT	2
27	1-654-010047-07	SCREW, HEX HEAD CAP 1/4-20 X 1-1/4 GR5	8
28	164140	REFLECTOR ASSEMBLY (INCL. ITEMS 15 & 17)	2

ILLUSTRATED PARTS LIST

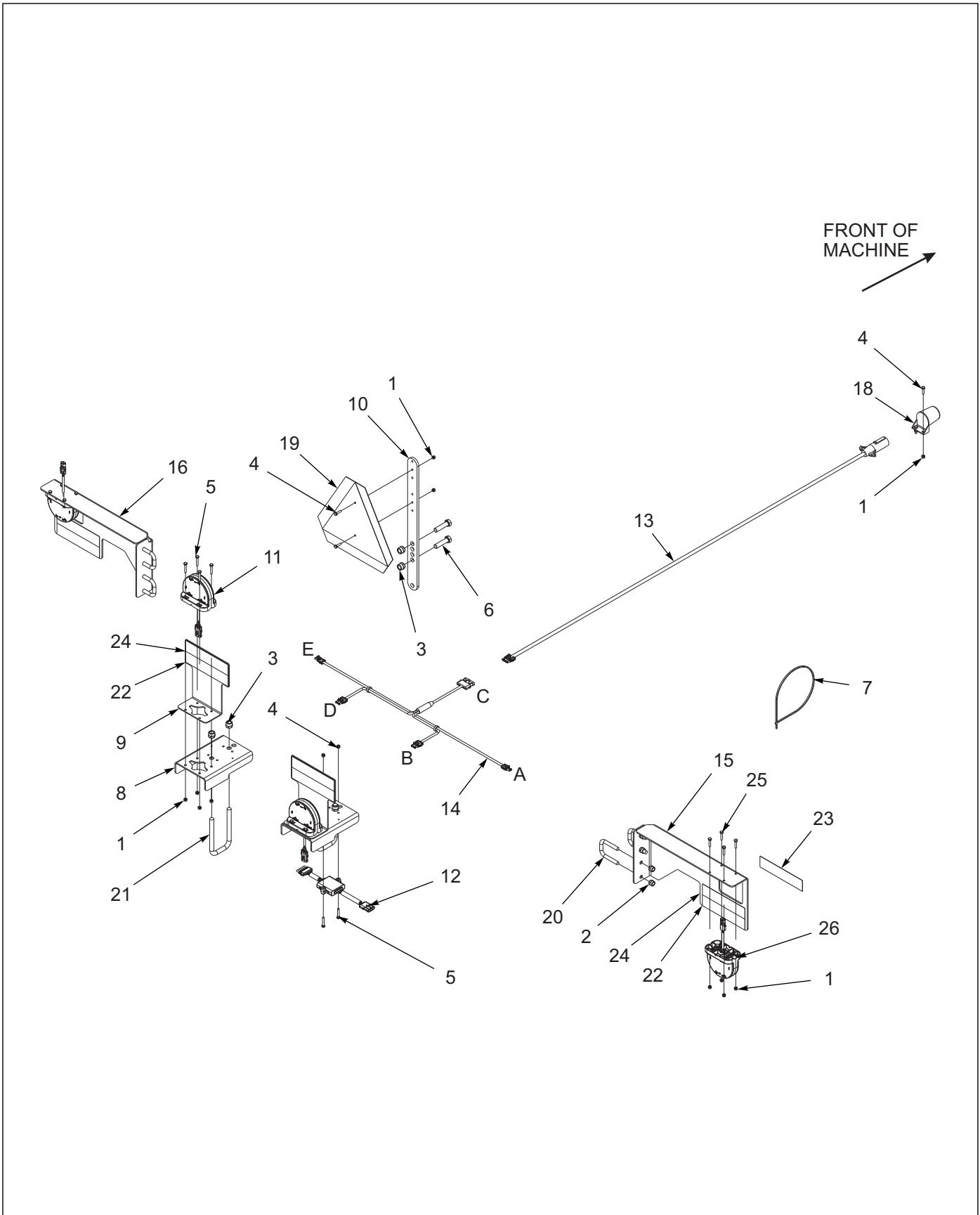


Figure 1-33: Electrical Assembly (After August, 2013) (1 of 2)

WIRE DESIGNATIONS FOR MAIN HARNESS				WIRE DESIGNATIONS FOR REAR HARNESS					
7-PIN CONN	4-PIN TOWER	CIRCUIT	WIRE COLOR	CONNECTORS	A	B	C	D	E
1	D	GROUND	GROUND		2-PIN TOWER	3-PIN TOWER	6-PIN SHROUD	3-PIN TOWER	2-PIN TOWER
2		WORK LAMPS	BLACK	BLK LEFT TURN			A	C	
3	B	LEFT FLASHING & TURN	YELLOW	WHT GROUND	A	A	B	A	A
4		STOP LAMPS	RED	BRN TAIL LIGHT		B	C	B	
5	A	RIGHT FLASHING & TURN	GREEN	YEL LEFT TURN			D		B
6	C	TAIL LAMPS	BROWN	GRN RIGHT TURN	B		E		
7		SWITCHED POWER (12V)	BLUE	RED RIGHT TURN		C	F		

m176604 wire designations

Figure 1-34: Electrical Assembly (After August, 2013) (2 of 2)

Electrical Assembly (After August, 2013)

ITEM	PART NO.	DESCRIPTION	QTY.
--	176604	LIGHT KIT	
1	1-512-010005-01	NUT, HEX LOCK 1/4-20 GRB	20
2	1-512-010005-09	NUT, HEX LOCK 1/2-13 GRB	4
3	1-512-010005-13	NUT, HEX LOCK 5/8-11 GRB	6
4	1-654-010047-06	SCREW HEX CAP 1/4-20 X 1 GR5	2
5	1-654-010047-08	SCREW, HEX HEAD CAP 1/4-20 X 1-1/2 GR5	10
6	1-654-010059-07	SCREW, HEX HEAD CAP 5/8-11 X 2-1/2 GR5	1
7	105874	TIE SELF LOCKING 19"	15
8	164138	MOUNT, TAIL LIGHT	2
9	164140	REFLECTOR ASSEMBLY	2
10	164142	BRACKET MOUNTING, SMV	1
11	174435	LAMP, AG RED SINGLE LED	2
12	174437	MODULE, AG FLASHER CONTROL	1
13	174438	HARNESS, MAIN WARNING LIGHT	1
14	174439	HARNESS, REAR WARNING LIGHT	1
15	176601	LIGHT ASSEMBLY, RT LED (INCL. ITEMS 1, 22-26)	1
16	176602	LIGHT ASSEMBLY, LT LED (INCL. ITEMS 1, 22-26)	1
18	2-368-010287	HARNESS, STOR-AWAY	1
19	70260977	SMV EMBLEM	1
20	8-102-010019	U-BOLT	4
21	8-102-010043	U-BOLT	2
22	528933	REFLECTOR, RED	2
23	528934	REFLECTOR, YELLOW	2
24	528938	STRIPE, ORANGE	2
25	1-654-010047-07	SCREW, HEX HEAD CAP 1/4-20 X 1-1/4 GR5	8
26	174436	LAMP, AG AMBER SINGLE LED	2

ILLUSTRATED PARTS LIST

Decals

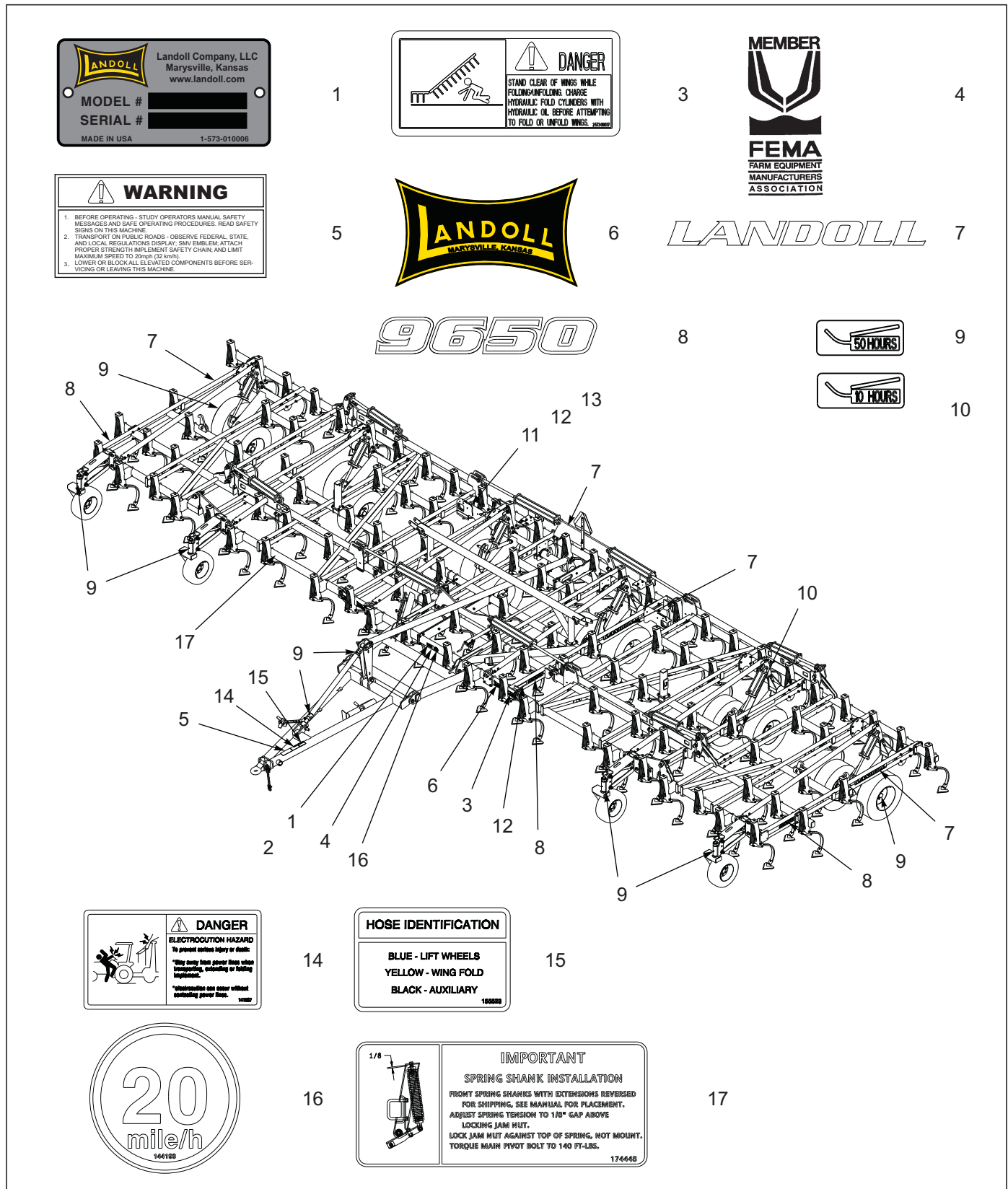


Figure 1-35: Decal Assembly

Decal Assembly

ITEM	PART NO.	DESCRIPTION	QTY.
1	1-573-010006	PLATE, NAME	1
2	156010	RIVET, BLIND .156 X 1/2 GRIP	2
3	2-573-010037	DECAL, DANGER, WING	4
4	2-573-010198	DECAL MEMBER FEMA	1
5	8-573-010084	DECAL WARNING BEFORE OPERATING	1
6	141259	DECAL, LANDOLL YELLOW	2
7	141260	DECAL, LANDOLL	7
8	164302	DECAL, MODEL 9650	4
9	2-573-010330-03	DECAL LUBRICATION 50 HOURS	AR
10	2-573-010330-02	DECAL LUBRICATION 10 HOURS	AR
11	528933	REFLECTOR, RED	2
12	528934	REFLECTOR, YELLOW	4
13	528938	STRIPE, ORANGE	2
14	141597	DECAL, DANGER ELECTROCUTION	1
15	155523	DECAL, HOSE IDENTIFICATION	1
16	144193	DECAL, SIS 20 MPH	1
17	174448	DECAL, IMPORTANT SPRING SHANK INSTALLATION	4

4 Row Coil Tine Assemblies

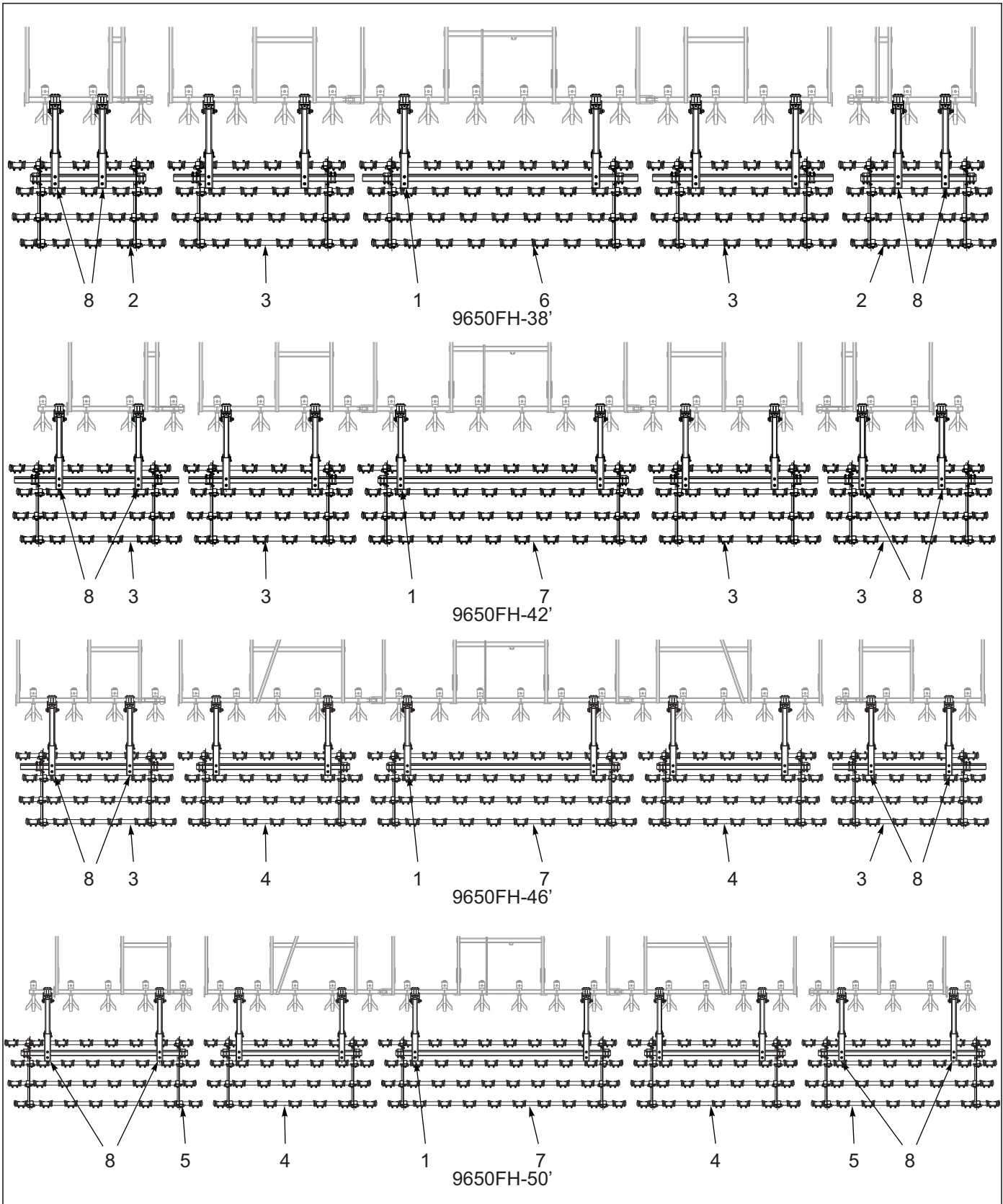


Figure 1-36: 4 Row Coil Tine Harrow Layout

4 Row Coil Tine Harrow Layout (After 08/03/2020)

ITEM	PART NO.	DESCRIPTION	QTY.			
--	229684	4 ROW CT HARROW 9650-38	*			
--	229685	4 ROW CT HARROW 9650-42		*		
--	229686	4 ROW CT HARROW 9650-46			*	
--	229687	4 ROW CT HARROW 9650-50				*
1	229061	HARROW ARM ASSY, COIL TINE (SEE PAGE 1-57)	6	6	6	6
2	229072	HARROW ASSY, 5 TINE 8 IN (SEE PAGE 1-61)	2	--	--	--
3	229073	HARROW ASSY, 6 TINE 8 IN (SEE PAGE 1-61)	2	4	2	--
4	229074	HARROW ASSY, 7 TINE 8 IN (SEE PAGE 1-61)	--	--	2	2
5	229075	HARROW ASSY, 8 TINE 8 IN (SEE PAGE 1-61)	--	--	--	2
6	229076	HARROW ASSY, 9 TINE 8 IN (SEE PAGE 1-61)	1	--	--	--
7	229077	HARROW ASSY, 10 TINE 8 IN (SEE PAGE 1-61)	--	1	1	1
8	229722	HARROW ARM ASSY, TINE W/STOP (SEE PAGE 1-59)	4	4	4	4

ILLUSTRATED PARTS LIST

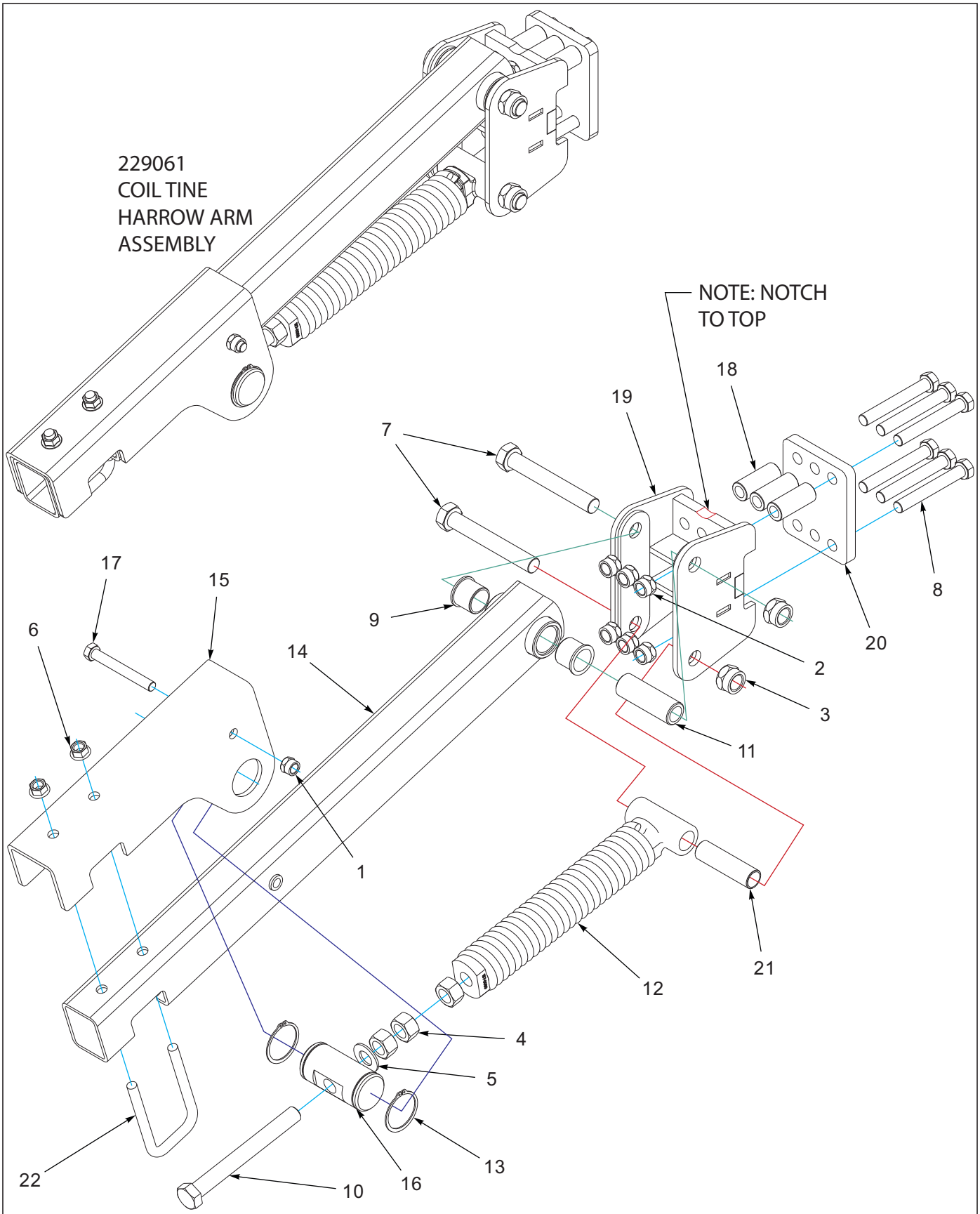


Figure 1-37: Coil Tine Harrow Arm Assembly

Coil Tine Harrow Arm Assembly

ITEM	PART NO.	DESCRIPTION	QTY.
--	229061	HARROW ARM ASSY, COIL TINE	
1	1-512-010005-13	NUT,HEX SLFLKG GRB 5/8-11	1
2	1-512-010005-15	NUT,HEX,SLFLKG GRB 3/4-10	6
3	1-512-010005-19	NUT 1-8 HEX SLF-LOCKING GRB	2
4	1-512-010007-14	NUT, HEX 1-8 GR2 ZP	3
5	1-861-010032-24	WASHER FL 1IN NARROW ZP	1
6	100827	NUT,FLG HD,SERRATED,5/8-11	2
7	100830	SCREW,HEX CAP,1-8X7,GR5	2
8	139201	SCREW,HX CP 3/4-10UNCX5.50GR8	6
9	140599	BEARING, FLANGE 1-1/2"	2
10	152210	BOLT, ADJ, 1 X 9	1
11	155002	BUSHING PIVOT 1-1/2	1
12	155963	SPRING ASSY, HVY - 17"	1
13	158896	SNAP RING, 2-1/2 SHAFT	2
14	164331	ARM, TINE HARROW	1
15	164335	MOUNT, HARROW ARM SPRING	1
16	164336	PIN, ADJUSTMENT W/SNAP RING	1
17	172830	SCREW HX CP 5/8-11X5 GR8	1
18	211056	BUSHING, CLAMP 3" L	3
19	229062	MOUNT, TINE HARROW	1
20	229063	MOUNTING PLATE, HARROW	1
21	229068	BUSHING, PIVOT - 1-1/4	1
22	8-102-010043	U-BOLT, SPRING CLAMP	1

ILLUSTRATED PARTS LIST

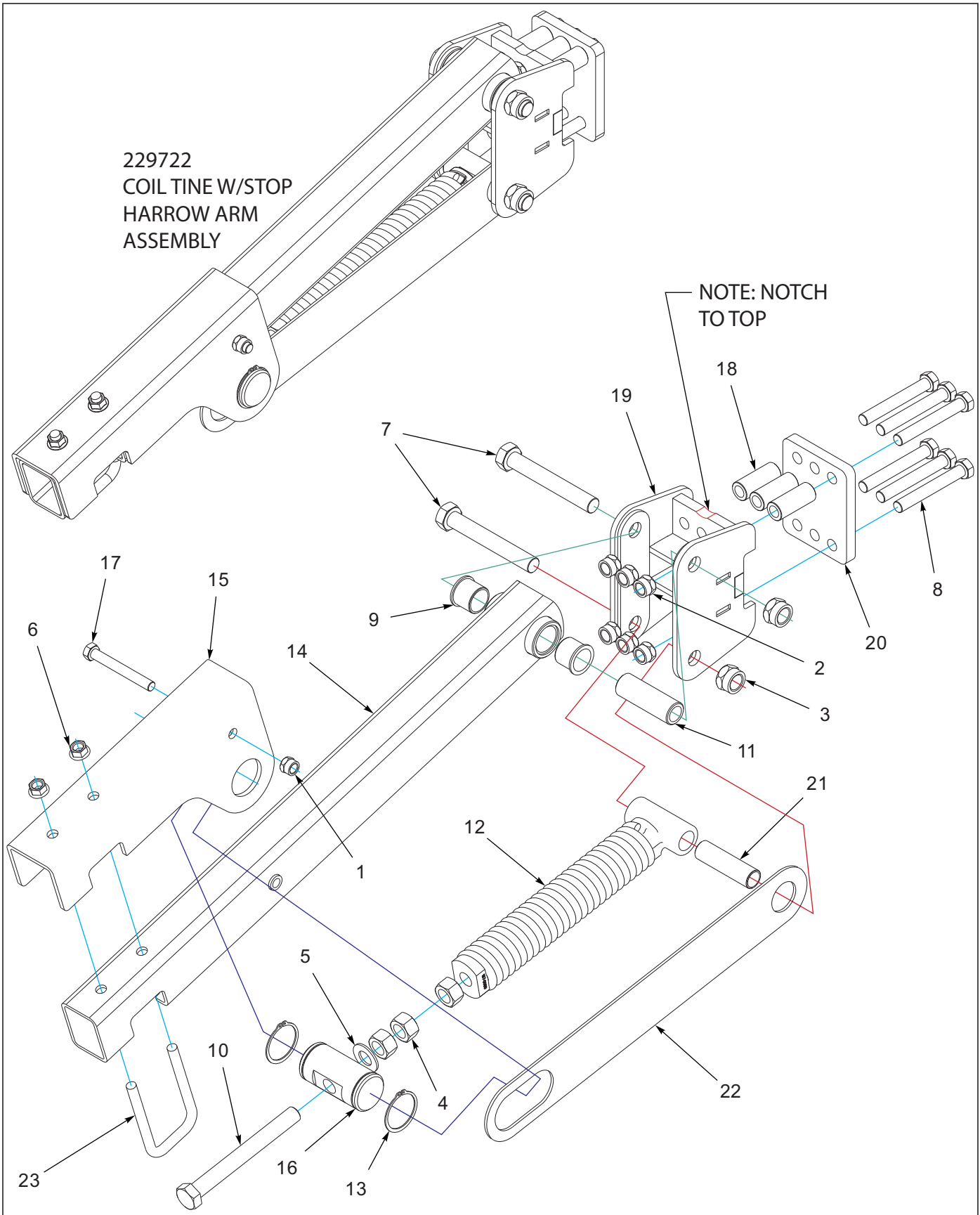


Figure 1-38: Coil Tine Harrow Arm Assembly w/ Stop

Coil Tine Harrow Arm Assembly W/ Stop

ITEM	PART NO.	DESCRIPTION	QTY.
--	229722	HARROW ARM ASSY, TINE W/STOP	
1	1-512-010005-13	NUT,HEX SLFLKG GRB 5/8-11	1
2	1-512-010005-15	NUT,HEX,SLFLKG GRB 3/4-10	6
3	1-512-010005-19	NUT 1-8 HEX SLF-LOCKING GRB	2
4	1-512-010007-14	NUT, HEX 1-8 GR2 ZP	3
5	1-861-010032-24	WASHER FL 1IN NARROW ZP	1
6	100827	NUT,FLG HD,SERRATED,5/8-11	2
7	100830	SCREW,HEX CAP,1-8X7,GR5	2
8	139201	SCREW,HX CP 3/4-10UNCX5.50GR8	6
9	140599	BEARING, FLANGE 1-1/2"	2
10	152210	BOLT, ADJ, 1 X 9	1
11	155002	BUSHING PIVOT 1-1/2	1
12	155963	SPRING ASSY, HVY - 17"	1
13	158896	SNAP RING, 2-1/2 SHAFT	2
14	164331	ARM, TINE HARROW	1
15	164335	MOUNT, HARROW ARM SPRING	1
16	164336	PIN, ADJUSTMENT W/SNAP RING	1
17	172830	SCREW HX CP 5/8-11X5 GR8	1
18	211056	BUSHING, CLAMP 3" L	3
19	229062	MOUNT, TINE HARROW	1
20	229063	MOUNTING PLATE, HARROW	1
21	229068	BUSHING, PIVOT - 1-1/4	1
22	229723	STOP, 4 ROW TINE ARM	1
23	8-102-010043	U-BOLT, SPRING CLAMP	1

ILLUSTRATED PARTS LIST

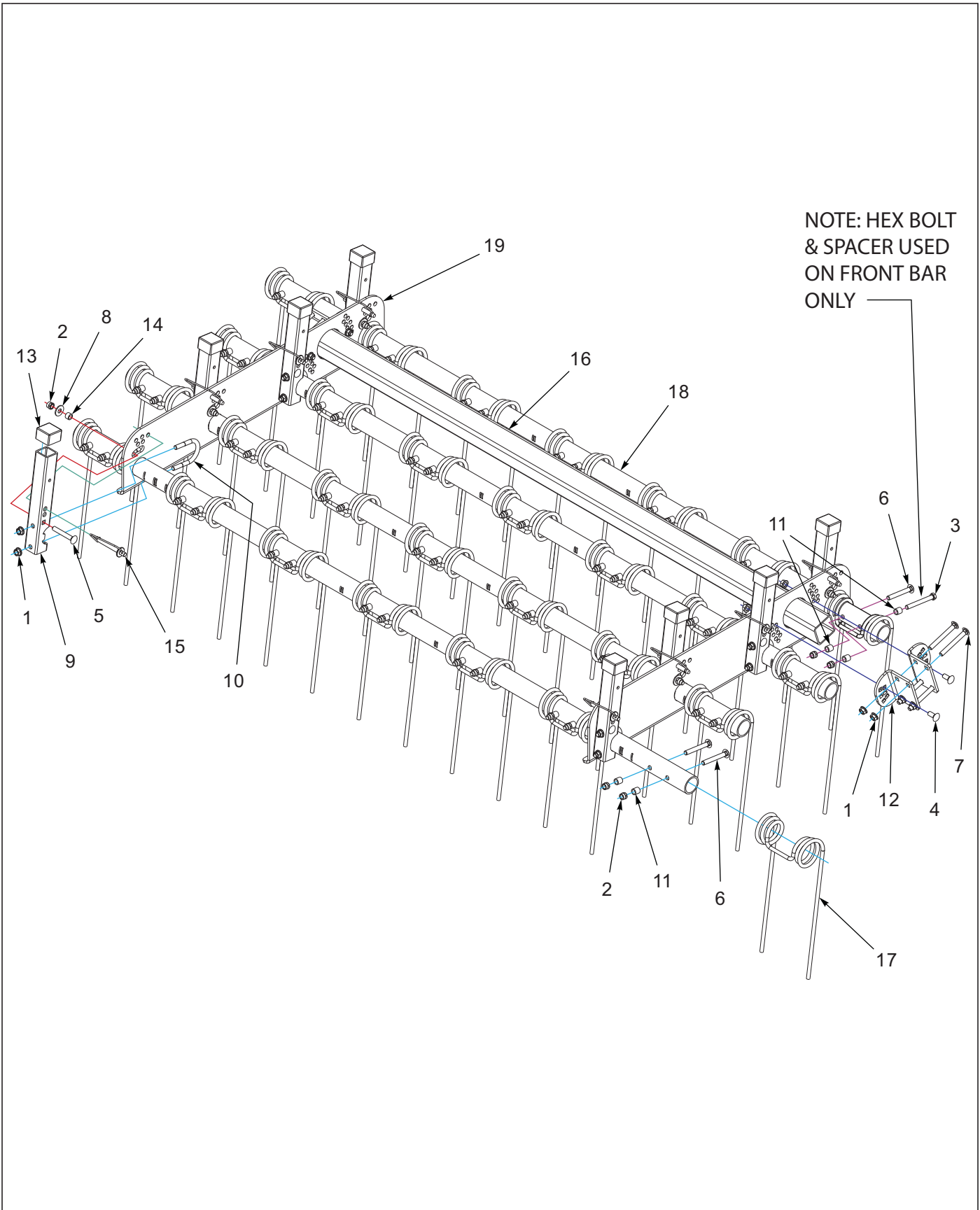


Figure 1-39: 4 Row Coil Tine Harrow Assembly

4 Row Coil Tine Harrow Assembly

ITEM	PART NO.	DESCRIPTION	QTY.						
--	229072	HARROW ASSY, 5 TINE 8 IN	*						
--	229073	HARROW ASSY, 6 TINE 8 IN		*					
--	229074	HARROW ASSY, 7 TINE 8 IN			*				
--	229075	HARROW ASSY, 8 TINE 8 IN				*			
--	229076	HARROW ASSY, 9 TINE 8 IN					*		
--	229077	HARROW ASSY, 10 TINE 8 IN						*	
1	1-510-010003-09	NUT,1/2-13 FLANGE HD,SERRATED	28	28	28	28	28	28	28
2	1-512-010005-09	NUT,HEX,SLFLKG, 1/2-13 GRB	48	58	64	72	80	88	
3	1-654-010055-14	SCREW,HX CP,1/2-13UNCX4-1/2G5	5	6	7	8	9	10	
4	1-654-010070-02	SCREW 1/2-13X1-1/4 RD HD SQNK	4	4	4	4	4	4	
5	1-654-010070-11	SCREW,RDHD,SQNK 1/2-13X3-1/2	8	8	8	8	8	8	
6	1-654-010070-13	SCREW,RH HD, SQ NCK 1/2-13X4	35	42	49	56	63	70	
7	1-654-010070-14	SCREW 1/2-13X4-1/2RDHD SQNCK	8	8	8	8	8	8	
8	1-861-010032-15	WASHER, FLAT 1/2 W ZP/CD	8	8	8	8	8	8	
9	154994	TUBE ANGLE ADJUST	8	8	8	8	8	8	
10	154995	U-BOLT, 1/2	8	8	8	8	8	8	
11	154997	TUBE 0.75ODX0.532IDX0.75 ZP	45	54	63	72	81	90	
12	154998	PLATE ANGLE ADJUSTMENT	4	4	4	4	4	4	
13	155927	CAP, TUBE 1.95X1.5 BLACK	8	8	8	8	8	8	
14	155956	BUSHING ANGLE ADJUSTMENT	8	8	8	8	8	8	
15	155971	PIN, HARROW ADJ	8	8	8	8	8	8	
16	156777	TUBE RIDE BAR 57.875"	1	--	--	--	--	--	
16	156778	TUBE RIDE BAR 90.5"	--	1	1	--	--	--	
16	155005	TUBE SQ 3 X 3/16X107	--	--	--	1	--	--	
16	156779	TUBE RIDE BAR 138"	--	--	--	--	1	1	
17	164315	TINE, HARROW 7/16 X 18	20	24	28	32	36	40	
18	164318	GANG BAR 5 TINE 8IN 73"	4	--	--	--	--	--	
18	164319	GANG BAR 6 TINE 8 IN 89"	--	4	--	--	--	--	
18	164320	GANG BAR 7 TINE 8IN 105"	--	--	4	--	--	--	
18	164321	GANG BAR 8 TINE 8 IN 121"	--	--	--	4	--	--	
18	164322	GANG BAR 9 TINE 8IN 137"	--	--	--	--	4	--	
18	164323	GANG BAR 10 TINE 8IN 153"	--	--	--	--	--	4	
19	227628	PLATE, GANG BAR 4 ROW	2	2	2	2	2	2	

3 Row Tine and Reel Harrow Assemblies

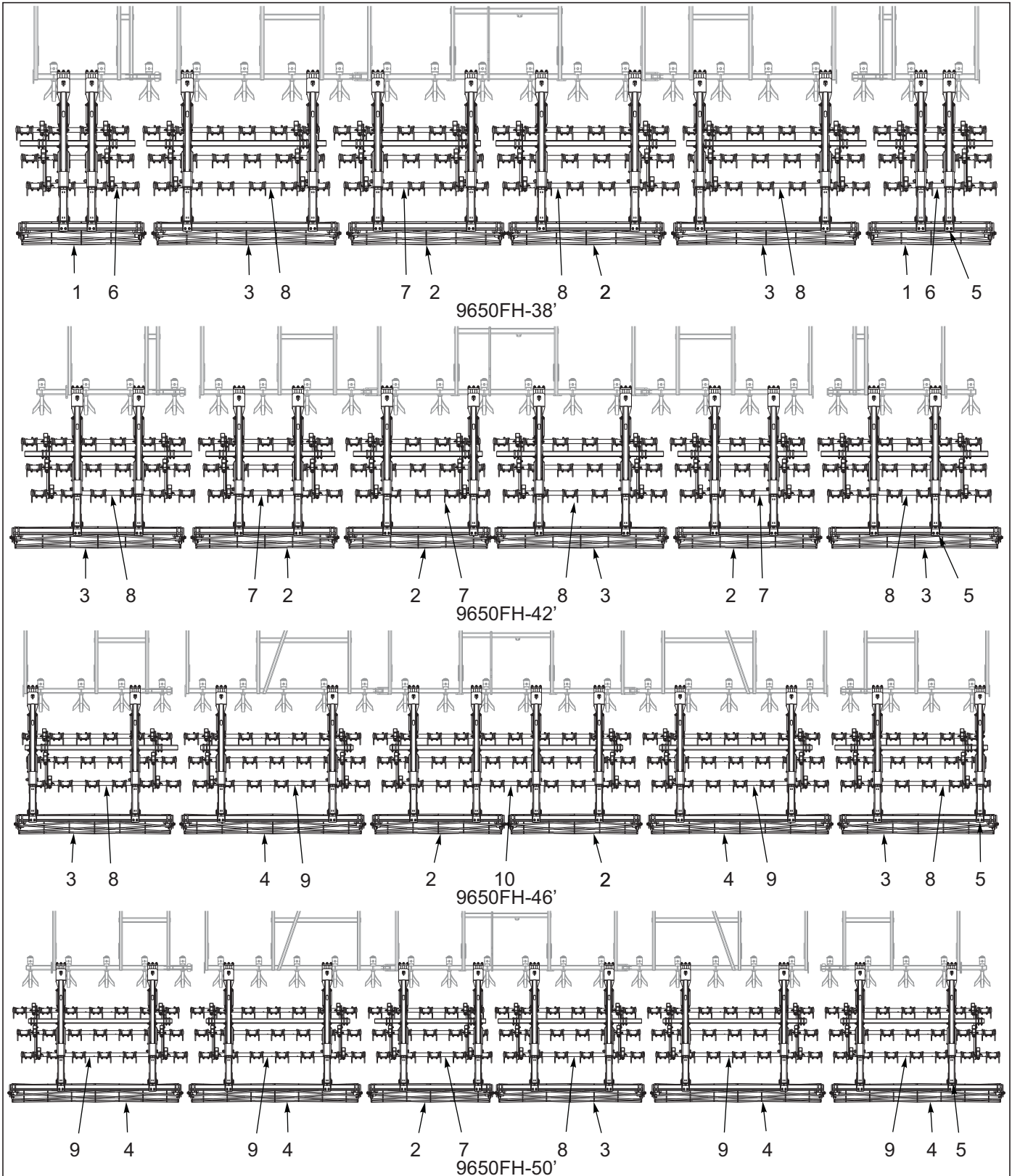


Figure 1-40: 3 Row Tine and Reel Harrow Assembly

3 Row Tine And Reel Harrow Assembly (After 08/03/2020)

ITEM	PART NO.	DESCRIPTION	QTY.			
--	229706	3 ROW TINE & REEL 9650-38	*			
--	229707	3 ROW TINE & REEL 9650-42		*		
--	229708	3 ROW TINE & REEL 9650-46			*	
--	229709	3 ROW TINE & REEL 9650-50				*
1	200253	REEL ASSY 12 DIA X 60" (SEE PAGE 1-77)	2	--	--	--
2	200254	REEL ASSY 12 DIA X 75" (SEE PAGE 1-77)	2	3	2	1
3	200255	REEL ASSY 12 DIA X 90" (SEE PAGE 1-77)	2	3	2	1
4	200256	REEL ASSY 12 DIA X 105" (SEE PAGE 1-77)	--	--	2	4
5	227670	ARM ASSY, TINE & REEL (SEE PAGE 1-65)	12	12	12	12
6	229710	HARROW ASSY, 4 TINE 3 ROW (SEE PAGE 1-67)	2	--	--	--
7	229711	HARROW ASSY, 5 TINE 3 ROW (SEE PAGE 1-67)	1	3	--	1
8	229712	HARROW ASSY, 6 TINE 3 ROW (SEE PAGE 1-67)	3	3	2	1
9	229713	HARROW ASSY, 7 TINE 3 ROW (SEE PAGE 1-67)	--	--	2	4
10	229716	HARROW ASSY, 10 TINE 3 ROW (SEE PAGE 1-67)	--	--	1	--

ILLUSTRATED PARTS LIST

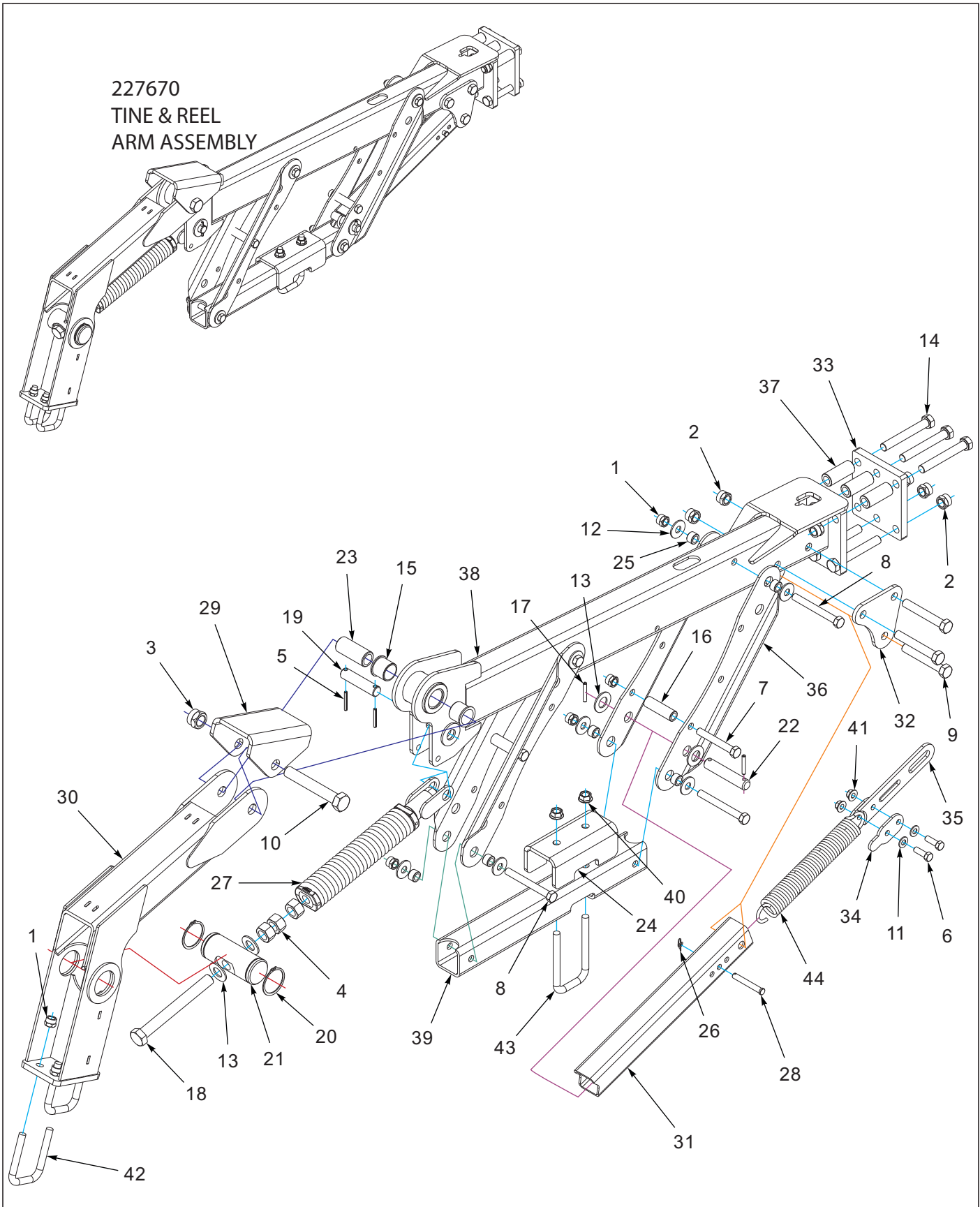


Figure 1-41: Tine & Reel Arm Assembly

Tine & Reel Arm Assembly

ITEM	PART NO.	DESCRIPTION	QTY.
--	227670	ARM ASSY, TINE & REEL	
1	1-512-010005-13	NUT,HEX SLFLKG GRB 5/8-11	10
2	1-512-010005-15	NUT,HEX,SLFLKG GRB 3/4-10	9
3	1-512-010005-19	NUT 1-8 HEX SLF-LOCKING GRB	1
4	1-512-010007-14	NUT, HEX 1-8 GR2 ZP	3
5	1-647-010004221	PIN,SPRING 1/4X2 SLOTTED	2
6	1-654-010055-03	SCREW,HEX CAP,1/2-13UNCX1-1/2	2
7	1-654-010059-14	SCREW HX CP,5/8-11UNCX4-1/2G5	2
8	1-654-010059-16	SCREW,HEX CAP,5/8-11UNCX5.50	4
9	1-654-010061-15	SCREW,HX CP 3/4-10UNCX5 GR5	3
10	1-654-010125-18	SCREW HEX CAP,1-8UNCX6-1/2GR8	1
11	1-861-010032-14	WASHER, FLAT 1/2" N ZP/CD	2
12	1-861-010032-19	WASHER, FLAT 5/8 W ZP/CD	8
13	1-861-010032-24	WASHER FL 1IN NARROW ZP	4
14	139201	SCREW,HX CP 3/4-10UNCX5.50GR8	6
15	140599	BEARING, FLANGE 1-1/2"	2
16	144325	BUSHING,PRESS WHEEL	2
17	147072	PIN, SPRING SLOTTED 5/16 X 2	2
18	152210	BOLT, ADJ, 1 X 9	1
19	156785	PIN 1 X 4-1/4	1
20	158896	SNAP RING, 2-1/2 SHAFT	2
21	158897	PIN, ADJUSTMENT	1
22	164293	PIN, 1 X 5-1/8	1
23	168739	BUSHING PIVOT 1-1/2 X 3-7/16	1
24	168753	CONNECTOR, HARROW LINK	1
25	168762	BUSHING, 1 X .640 X 5/8	8
26	172673	WRAP AROUND LOCKING COTTER	1
27	172677	SPRING ASSY, W/ANCHOR	1
28	176625	PIN, CLEVIS 1/2 X 3-1/2	1
29	191459	STOP, HARROW ARM	1
30	199359	ARM WLDMT REEL	1
31	199376	TUBE, HARROW SPRING	1
32	199390	BRACKET, SPRING HOOK	2
33	208187	MOUNTING PLATE, HARROW 6-BOLT	1
34	209797	CLAMP, SPRING	2
35	209798	STOP, HARROW SPRING	1
36	209799	MOUNT, HARROW BAR	2
37	211056	BUSHING, CLAMP 3" L	3
38	227666	ARM, HARROW 6-BOLT WLDMT	1
39	227671	MOUNT, TINE BAR	1
40	29SFFL 5811	NUT,FLANGE HEAD LOCK5/8-11UNC	2
41	4K552	SELF-LOCKING FLANGE NUT 1/2-13	2
42	8-102-010012	U BOLT	2
43	8-102-010043	U-BOLT, SPING CLAMP	1
44	8-720-010011	HARROW SPRING	1

ILLUSTRATED PARTS LIST

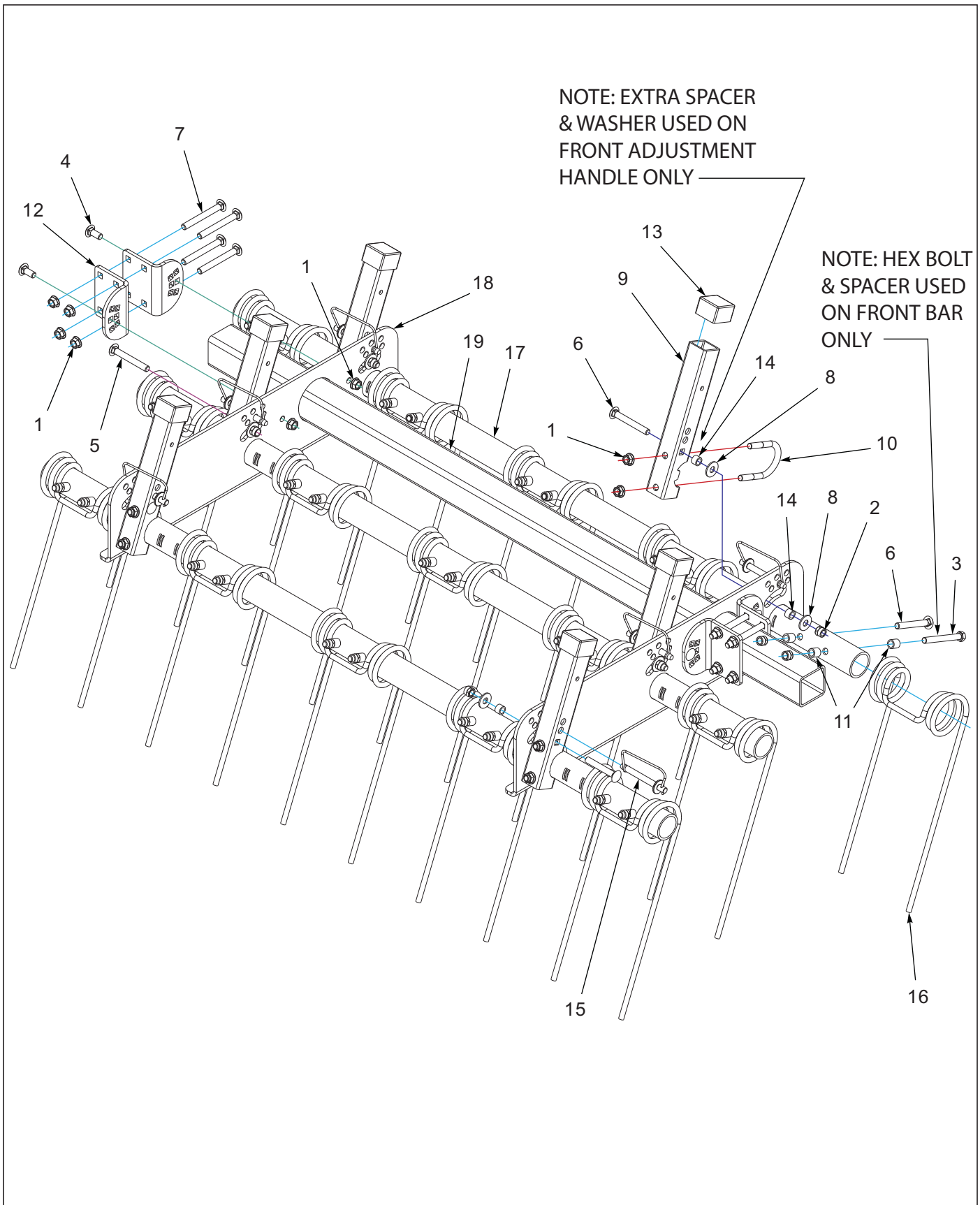


Figure 1-42: 3 Row Coil Tine Harrow Assembly

3 Row Coil Tine Harrow Assembly

ITEM	PART NO.	DESCRIPTION	QTY.				
--	229710	HARROW ASSY, 4 TINE 3 ROW	*				
--	229711	HARROW ASSY, 5 TINE 3 ROW	*				
--	229712	HARROW ASSY, 6 TINE 3 ROW	*				
--	229713	HARROW ASSY, 7 TINE 3 ROW	*				
--	229716	HARROW ASSY, 10 TINE 3 ROW	*				
1	1-510-010003-09	NUT,1/2-13 FLANGE HD,SERRATED	24	24	24	24	24
2	1-512-010005-09	NUT,HEX,SLFLKG, 1/2-13 GRB	30	36	42	48	66
3	1-654-010055-14	SCREW,HX CP,1/2-13UNCX4-1/2G5	4	6	6	6	10
4	1-654-010070-02	SCREW 1/2-13X1-1/4 RD HD SQNK	4	4	4	4	4
5	1-654-010070-11	SCREW,RDHD,SQNK 1/2-13X3-1/2	4	4	4	4	4
6	1-654-010070-13	SCREW,RH HD, SQ NCK 1/2-13X4	22	27	32	37	52
7	1-654-010070-14	SCREW 1/2-13X4-1/2RDHD SQNK	8	8	8	8	8
8	1-861-010032-15	WASHER, FLAT 1/2 W ZP/CD	8	8	8	8	8
9	154994	TUBE ANGLE ADJUST	6	6	6	6	6
10	154995	U-BOLT, 1/2	6	6	6	6	6
11	154997	TUBE 0.75ODX0.532IDX0.75 ZP	28	35	42	49	70
12	154998	PLATE ANGLE ADJUSTMENT	4	4	4	4	4
13	155927	CAP, TUBE 1.95X1.5 BLACK	6	6	6	6	6
14	155956	BUSHING ANGLE ADJUSTMENT	8	8	8	8	8
15	155971	PIN, HARROW ADJ	6	6	6	6	6
16	164315	TINE, HARROW 7/16 X 18	12	15	18	21	30
17	164317	GANG BAR 4 TINE 8IN 57"	3	--	--	--	--
17	164318	GANG BAR 5 TINE 8IN 73"	--	3	--	--	--
17	164319	GANG BAR 6 TINE 8 IN 89"	--	--	3	--	--
17	164320	GANG BAR 7 TINE 8IN 105"	--	--	--	3	--
17	164323	GANG BAR 10 TINE 8IN 153"	--	--	--	--	3
18	166336	PLATE, GANG BAR 3 ROW	2	2	2	2	2
19	170870	TUBE, SQ 3 X 3/16 X 70	--	1	--	--	--
19	156777	TUBE RIDE BAR 57.875"	1	--	--	--	--
19	156778	TUBE RIDE BAR 90.5"	--	--	1	1	--
19	156779	TUBE RIDE BAR 138"	--	--	--	--	1

5 Row Spike Harrow Assembly

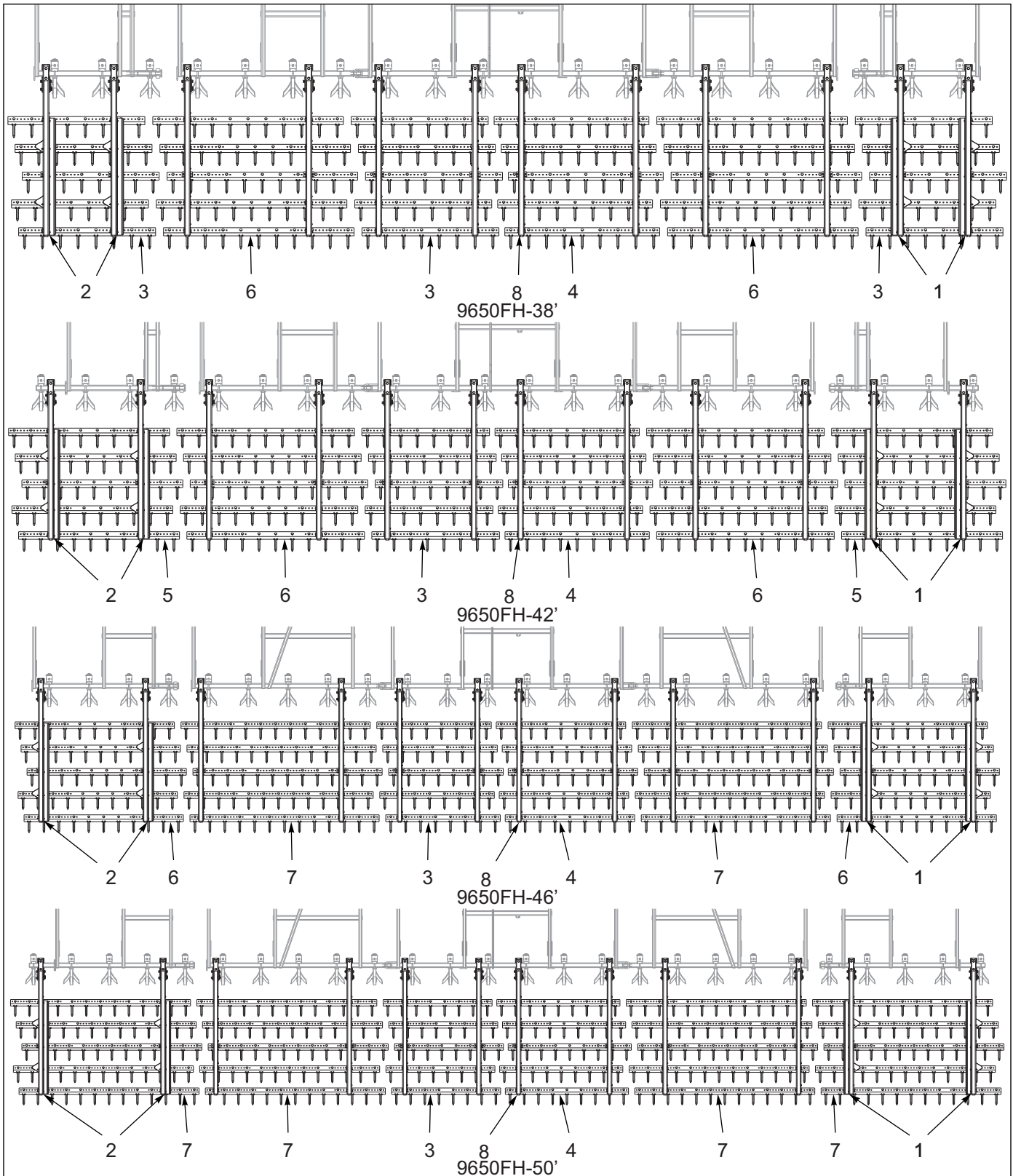


Figure 1-43: 5 Row Spike Harrow Assembly

5 Row Spike Harrow Assembly

ITEM	PART NO.	DESCRIPTION	QTY.			
--	187533	5ROW SPIKE HARROW 9650-38 ASSY	*			
--	187534	5ROW SPIKE HARROW 9650-42 ASSY		*		
--	187535	5ROW SPIKE HARROW 9650-46 ASSY			*	
--	187536	5ROW SPIKE HARROW 9650-50 ASSY				*
1	186162	ARM ASSY, SPIKE RT W/TRAY 5R (SEE PAGE 1-73)	2	2	2	2
2	186163	ARM ASSY, SPIKE LT W/TRAY 5R (SEE PAGE 1-73)	2	2	2	2
3	186187	SPIKE BAR ASSY, 8 TOOTH 9SP (SEE PAGE 1-83)	15	5	5	5
4	186188	SPIKE BAR ASSY, 9 TOOTH 9SP (SEE PAGE 1-83)	5	5	5	5
5	186189	SPIKE BAR ASSY, 10 TOOTH 9SP (SEE PAGE 1-83)	--	10	--	--
6	186190	SPIKE BAR ASSY, 11 TOOTH 9SP (SEE PAGE 1-83)	10	10	10	--
7	186192	SPIKE BAR ASSY, 13 TOOTH 9SP (SEE PAGE 1-83)	--	--	10	20
8	186195	ARM ASSY, SPIKE HARROW 5R (SEE PAGE 1-71)	8	8	8	8

ILLUSTRATED PARTS LIST

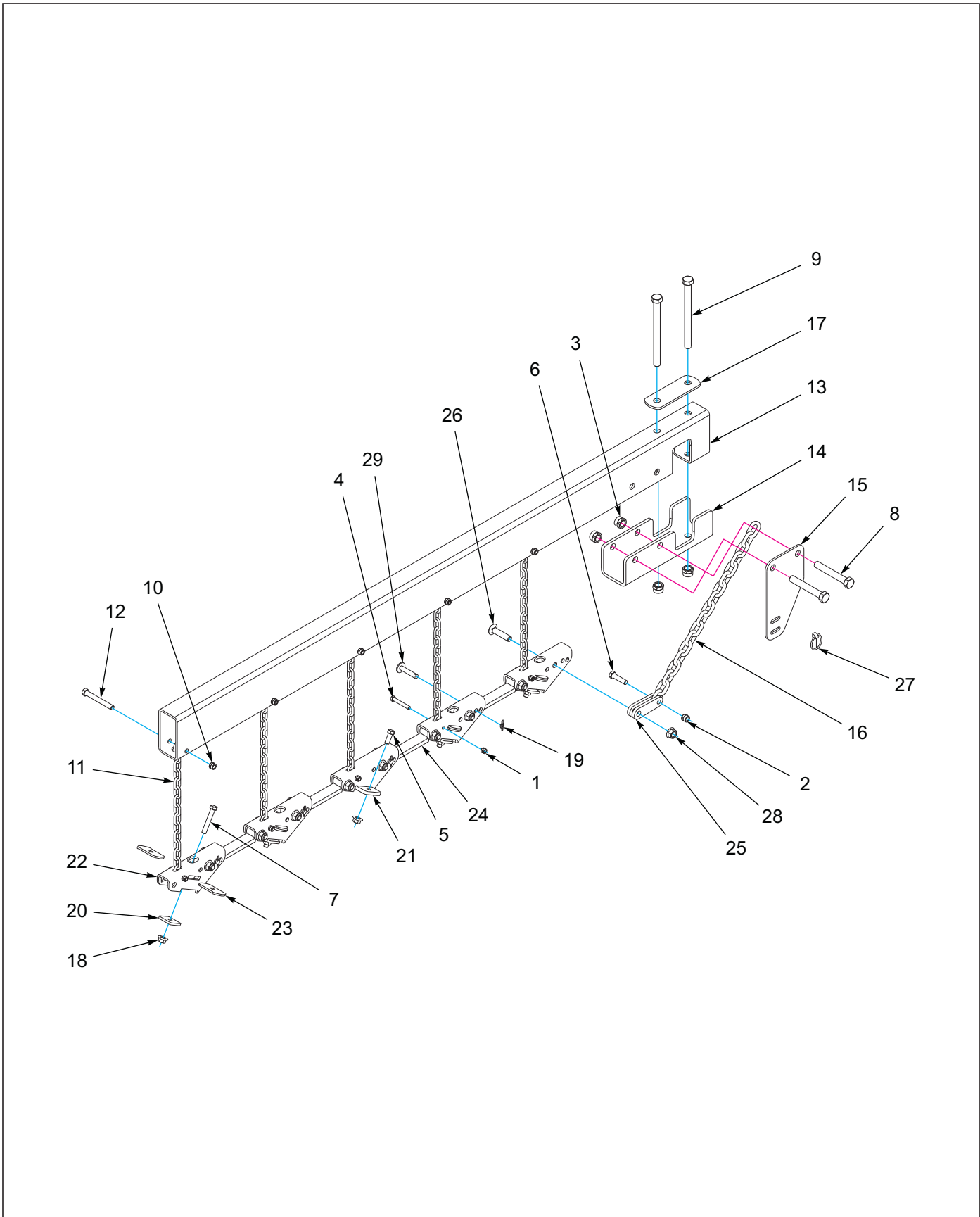


Figure 1-44: Arm Assembly 5 Row Spike Harrow

Arm Assembly 5 Row Spike Harrow

ITEM	PART NO.	DESCRIPTION	QTY.
--	186195	ARM ASSEMBLY, SPIKE HARROW 5 ROW	
1	1-512-010005-05	NUT, HEX, SLFLKG, 3/8-16 GRB	5
2	1-512-010005-09	NUT, HEX, SLFLKG, 1/2-13 GRB	1
3	1-512-010005-15	NUT, HEX, SLFLKG, 3/4-10 GRB	4
4	1-654-010051-11	SCREW, HEX CP, 3/8-16 X 2-1/2 G5ZP	5
5	1-654-010055-02	SCREW, 1/2-13 UNC X 1-1/4, CP GR5	2
6	1-654-010055-05	SCREW, HEX CAP, 1/2-13, UNC X 2 GR5	1
7	1-654-010055-09	SCREW, HEX CAP, 1/2-13, UNC X 3 GR5	4
8	1-654-010061-15	SCREW, HEX CAP, 3/4-10, UNC X 5 GR5	2
9	1-654-010061-23	SCREW, HEX, 3/4-10, UNC X 9 GR5	2
10	101988	NUT,HEX, SLF-LKG, 7/16-14 GRB	5
11	133937	CHAIN, LIFTING HARROW, WP	5
12	141808	SCREW, HEX CAP, 7/16-14 UNC X 3-1/2 G5	5
13	166175	ARM SPIKE HARROW, 5 ROW	1
14	166176	CLAMP, SPIKE HARROW ARM	1
15	166177	BRACKET, PULL CHAIN	1
16	166242	CHAIN, PULL, 3/8	1
17	168897	CLAMP PLATE, HARROW ARM	1
18	172509	NUT,1/2-13 WIDE FLNG TOP LCK F	6
19	172673	WRAP AROUND LOCKING COTTER	4
20	186193	CLAMP PLATE, SPIKE BAR	4
21	186200	MOUNT, HARROW BAR W/TABS	1
22	186204	MOUNT, HARROW BAR	4
23	186205	PLATE, BAR CLAMP	8
24	185697	LINK, HARROW BAR	4
25	186210	CONNECTOR, PULL CHAIN	2
26	187517	SCREW, RDHD SHT SQNK, 5/8-11 X 2.75	9
27	2-557-010009	PIN, LYNCH	1
28	29SFFL 5811	NUT,FLANGE HEAD LOCK5/8-11UNC	9
29	8C520	CLEVIS PIN	4

ILLUSTRATED PARTS LIST

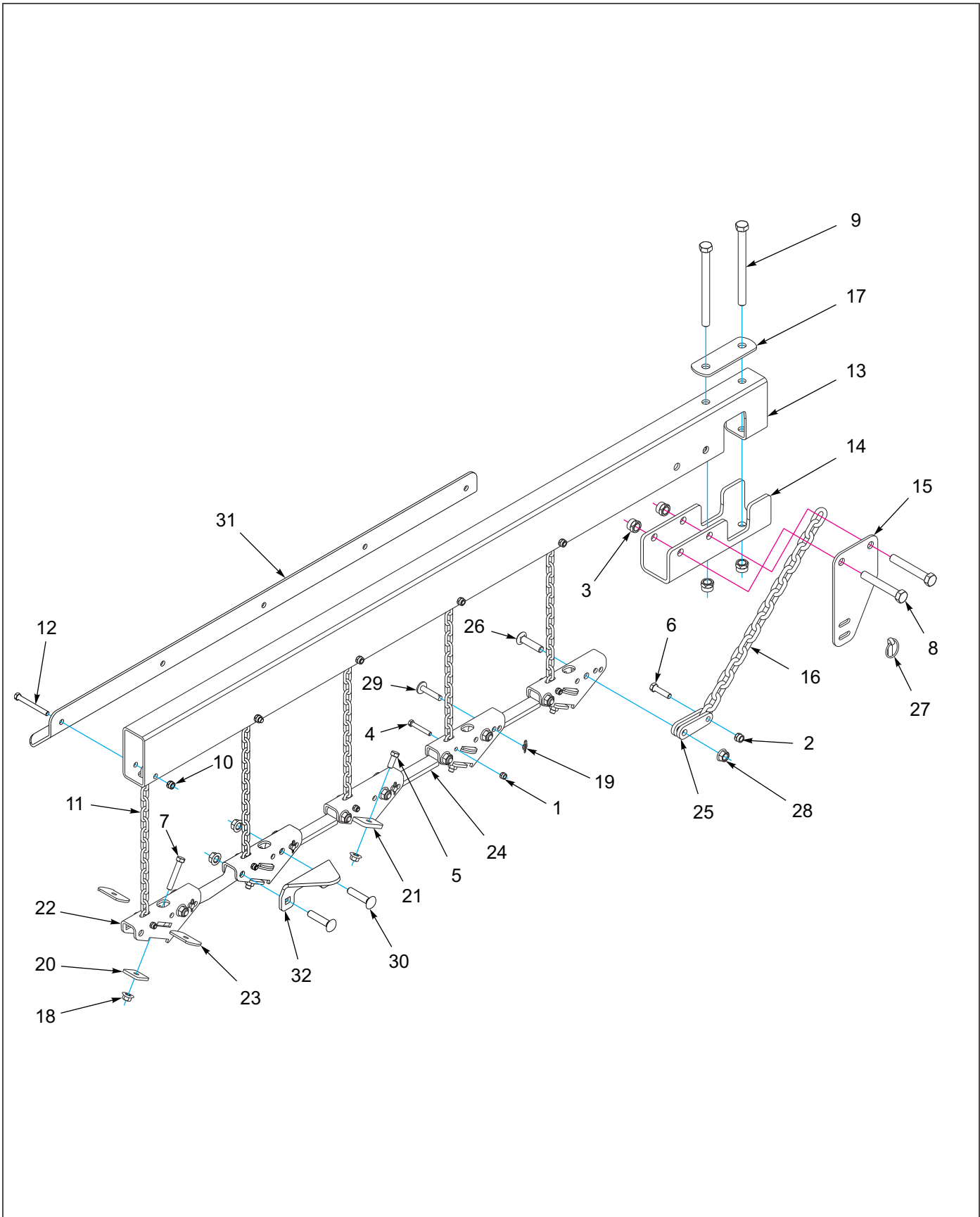


Figure 1-45: 5 Row Spike Harrow Arm Assembly - W/ Tray

5 Row Spike Harrow Arm Assembly - W/ Tray

ITEM	PART NO.	DESCRIPTION	QTY.
--	186162	ARM ASSY, SPIKE RT W/TRAY 5R (SHOWN)	
--	186163	ARM ASSY, SPIKE LT W/TRAY 5R (NOT SHOWN)	
1	1-512-010005-05	NUT, HEX, SLFLKG, 3/8-16 GRB	5
2	1-512-010005-09	NUT, HEX, SLFLKG, 1/2-13 GRB	1
3	1-512-010005-15	NUT, HEX, SLFLKG, 3/4-10 GRB	4
4	1-654-010051-11	SCREW, HEX CP, 3/8-16 X 2-1/2 G5ZP	5
5	1-654-010055-02	SCREW, 1/2-13 UNC X 1-1/4, CP GR5	2
6	1-654-010055-05	SCREW, HEX CAP, 1/2-13 UNC X 2 GR5	1
7	1-654-010055-09	SCREW, HEX CAP, 1/2-13, UNC X 3 GR5	4
8	1-654-010061-15	SCREW, HEX CAP, 3/4-10, UNC X 5 GR5	2
9	1-654-010061-23	SCREW, HEX, 3/4-10, UNC X 9 GR5	2
10	101988	NUT,HEX, SLF-LKG, 7/16-14 GRB	5
11	133937	CHAIN, LIFTING HARROW, WP	5
12	141809	SCREW HX CP7/16-14UNC X 4 GR5	5
13	166175	ARM SPIKE HARROW, 5 ROW	1
14	166176	CLAMP, SPIKE HARROW ARM	1
15	166177	BRACKET, PULL CHAIN	1
16	166242	CHAIN, PULL, 3/8	1
17	168897	CLAMP PLATE, HARROW ARM	1
18	172509	NUT,1/2-13 WIDE FLNG TOP LCK F	6
19	172673	WRAP AROUND LOCKING COTTER	4
20	186193	CLAMP PLATE, SPIKE BAR	4
21	186200	MOUNT, HARROW BAR W/TABS	1
22	186204	MOUNT, HARROW BAR	4
23	186205	PLATE, BAR CLAMP	8
24	185697	LINK, HARROW BAR	4
25	186210	CONNECTOR, PULL CHAIN	2
26	187517	SCREW, RDHD SHT SQNK, 5/8-11 X 2.75	9
27	2-557-010009	PIN, LYNCH	1
28	29SFFL 5811	NUT,FLANGE HEAD LOCK5/8-11UNC	9
29	8C520	CLEVIS PIN	4
30	164861	SCREW, RDH SQ NK, 5/8-11 X 3	4
31	166237	TRAY, CATCH 5 ROW	1
32	186196	HOOK, CATCH TRAY	2

3 Row Spike and Reel Assembly

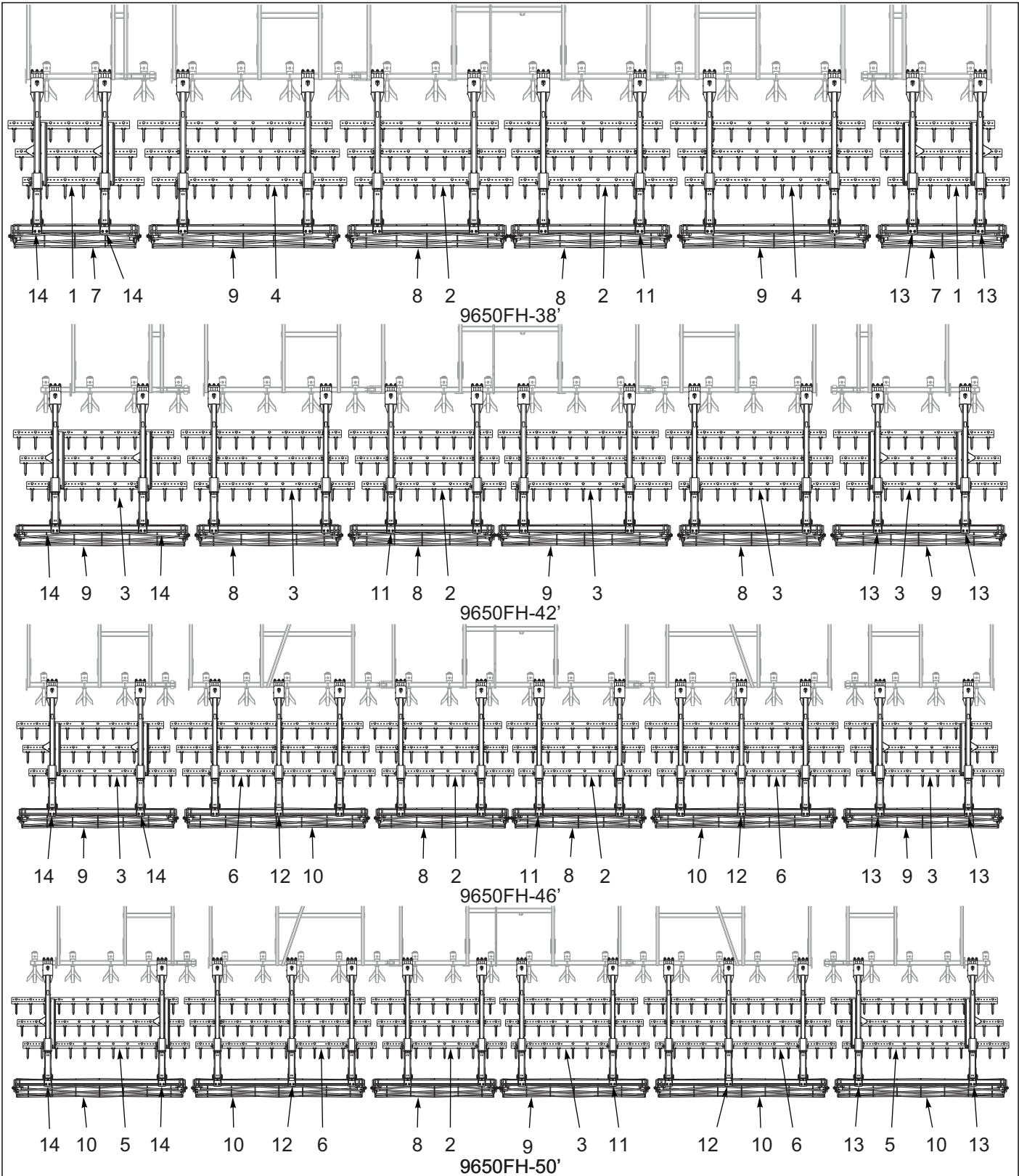


Figure 1-46: 3 Row Spike and Reel Harrow Assembly

3 Row Spike And Reel Harrow Assembly (After 08/03/2020)

ITEM	PART NO.	DESCRIPTION	QTY.			
--	229695	3 ROW SPIKE & REEL 9650-38	*			
--	229696	3 ROW SPIKE & REEL 9650-42		*		
--	229697	3 ROW SPIKE & REEL 9650-46			*	
--	229698	3 ROW SPIKE & REEL 9650-50				*
1	186186	SPIKE BAR ASSY, 7 TOOTH 9SP (SEE PAGE 1-83)	6	--	--	--
2	186188	SPIKE BAR ASSY, 9 TOOTH 9SP (SEE PAGE 1-83)	6	3	6	3
3	186189	SPIKE BAR ASSY, 10 TOOTH 9SP (SEE PAGE 1-83)	--	15	6	3
4	186190	SPIKE BAR ASSY, 11 TOOTH 9SP (SEE PAGE 1-83)	6	--	--	--
5	186191	SPIKE BAR ASSY, 12 TOOTH 9SP (SEE PAGE 1-83)	--	--	--	6
6	186192	SPIKE BAR ASSY, 13 TOOTH 9SP (SEE PAGE 1-83)	--	--	6	6
7	200253	REEL ASSY 12 DIA X 60" (SEE PAGE 1-77)	2	--	--	--
8	200254	REEL ASSY 12 DIA X 75" (SEE PAGE 1-77)	2	3	2	1
9	200255	REEL ASSY 12 DIA X 90" (SEE PAGE 1-77)	2	3	2	1
10	200256	REEL ASSY 12 DIA X 105" (SEE PAGE 1-77)	--	--	2	4
11	229718	ARM ASSY 3 RSD (SEE PAGE 1-85)	8	8	8	8
12	229719	ARM ASSY 3 RSD W/O SPRING (SEE PAGE 1-87)	--	--	2	2
13	229720	ARM ASSY 3 RSD RT W/TRAY (SEE PAGE 1-89)	2	2	2	2
14	229721	ARM ASSY 3 RSD LT W/TRAY (SEE PAGE 1-89)	2	2	2	2

ILLUSTRATED PARTS LIST

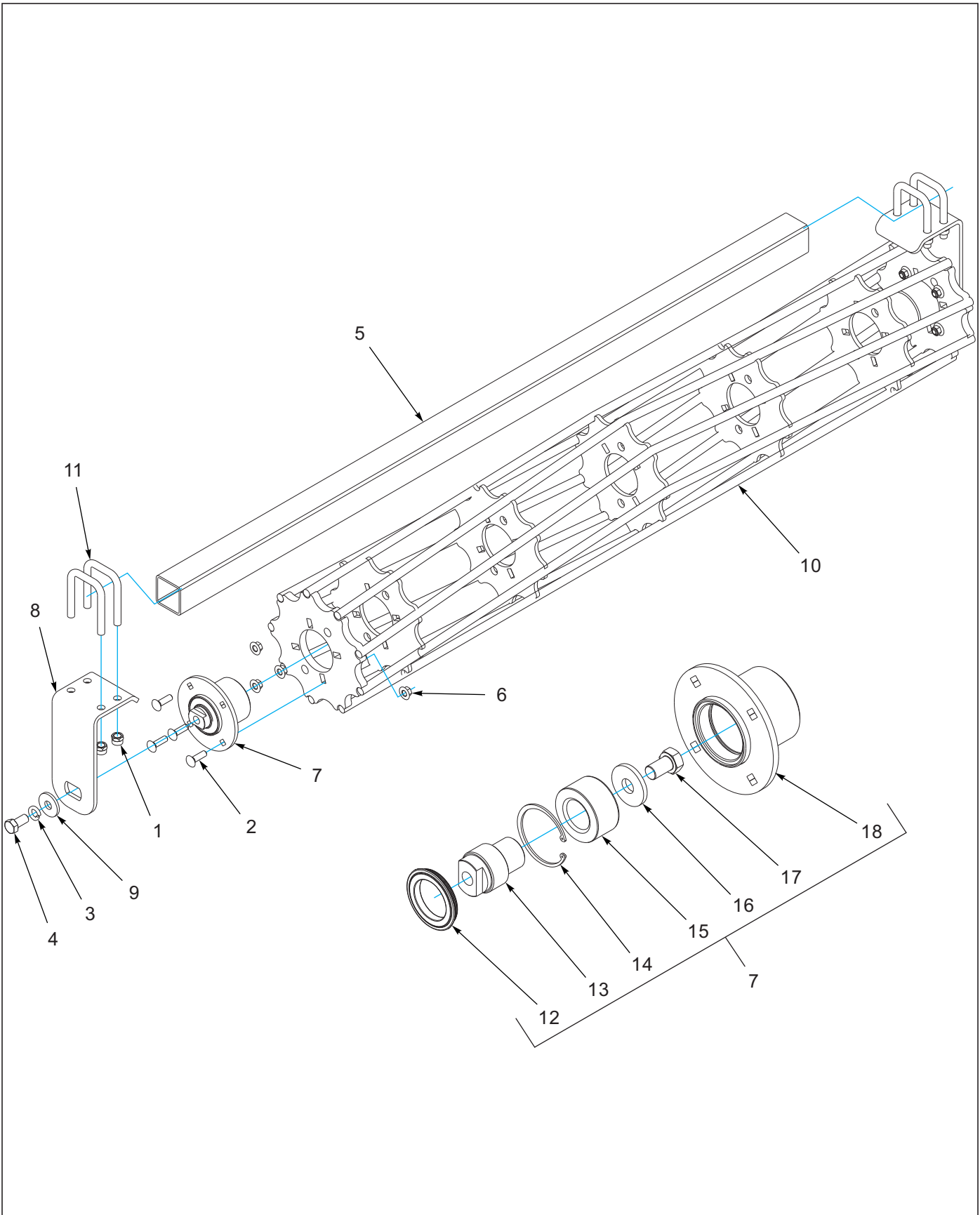


Figure 1-47: Reel Assembly

Reel Assembly

ITEM	PART NO.	DESCRIPTION	QTY.			
--	200253	REEL ASSY 12 DIA X 60"	*			
--	200254	REEL ASSY 12 DIA X 75"		*		
--	200255	REEL ASSY 12 DIA X 90"			*	
--	200256	REEL ASSY 12 DIA X 105"				*
1	1-512-010005-13	NUT,HEX SLFLKG GRB 5/8-11	8	8	8	8
2	1-654-010070-04	SCREW RDHD SQNK 1/2-13X1-3/4	8	8	8	8
3	1-861-010034-17	WASHER,LKG,HLCL SPR,3/4	2	2	2	2
4	108705	SCREW,HEXCAP,3/4-10X1-1/2 GR8	2	2	2	2
5	166340	GANG BAR REEL 62 L	1	--	--	--
5	166341	GANG BAR REEL 77 L	--	1	--	--
5	166342	GANG BAR REEL 92 L	--	--	1	--
5	166343	GANG BAR REEL 107 L	--	--	--	1
6	172509	NUT,1/2-13 WIDE FLNG TOP LCK F	8	8	8	8
7	200222	HUB ASSY REEL (INCLUDES ITEMS 12-18)	2	2	2	2
8	200238	BEARING MOUNT, REEL	2	2	2	2
9	200259	WASHER, 3/4 HEAVY - 2-1/4	2	2	2	2
10	225123	REEL WLDMT, 12 DIA X 60" RD	1	--	--	--
10	225124	REEL WLDMT, 12 DIA X 75" RD	--	1	--	--
10	225125	REEL WLDMT, 12 DIA X 90" RD	--	--	1	--
10	225126	REEL WLDMT, 12 DIA X 105" RD	--	--	--	1
11	8-102-010012	U BOLT	4	4	4	4
12	185757	SEAL, MAINT FREE HUB HSL	2	2	2	2
13	200218	SPINDLE REEL BEARING	2	2	2	2
14	174532	INTERNAL SNAP RING	2	2	2	2
15	174526	BEARING, DOUBLE TAPER RLLR	2	2	2	2
16	200259	WASHER, 3/4 HEAVY - 2-1/4	2	2	2	2
17	129263	SCREW HEX CAP 3/4-10 X 1-1/4	2	2	2	2
18	200221	HUB WLDMT REEL	2	2	2	2

3 RSD and Flat Reel Assemblies

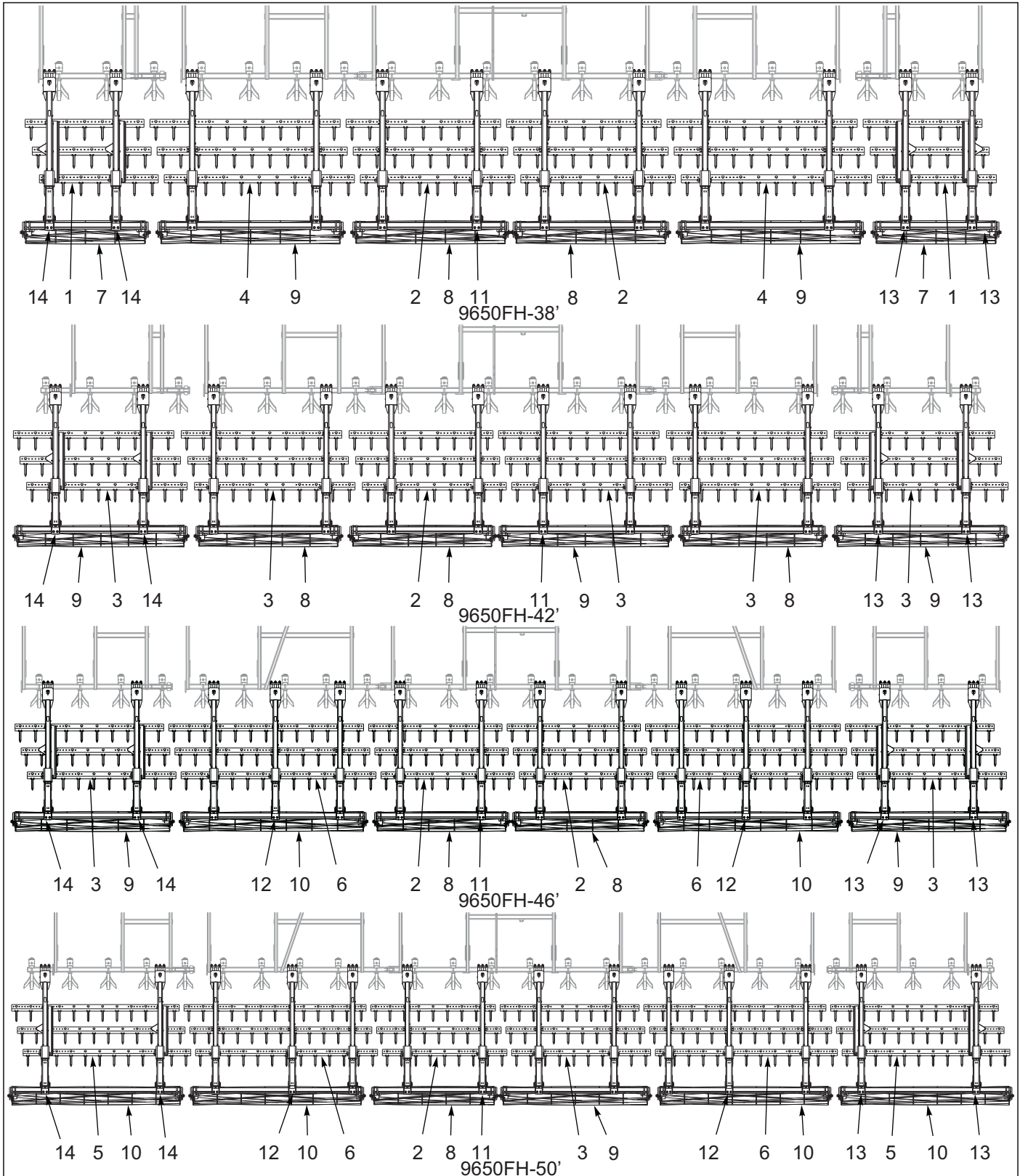


Figure 1-48: 3 RSD and Flat Reel Assembly

3 RSD And Flat Reel Assembly (After 08/03/2020)

ITEM	PART NO.	DESCRIPTION	QTY.			
--	229738	3 RSD & FLAT REEL 9650-38	*			
--	229739	3 RSD & FLAT REEL 9650-42		*		
--	229740	3 RSD & FLAT REEL 9650-46			*	
--	229741	3 RSD & FLAT REEL 9650-50				*
1	186186	SPIKE BAR ASSY, 7 TOOTH 9SP	6	--	--	--
2	186188	SPIKE BAR ASSY, 9 TOOTH 9SP (SEE PAGE 1-83)	6	3	6	3
3	186189	SPIKE BAR ASSY, 10 TOOTH 9SP (SEE PAGE 1-83)	--	15	6	3
4	186190	SPIKE BAR ASSY, 11 TOOTH 9SP (SEE PAGE 1-83)	6	--	--	--
5	186191	SPIKE BAR ASSY, 12 TOOTH 9SP (SEE PAGE 1-83)	--	--	--	6
6	186192	SPIKE BAR ASSY, 13 TOOTH 9SP (SEE PAGE 1-83)	--	--	6	6
7	203184	REEL ASSY 12 DIA X 60" (SEE PAGE 1-81)	2	--	--	--
8	203185	REEL ASSY 12 DIA X 75" (SEE PAGE 1-81)	2	3	2	1
9	203186	REEL ASSY 12 DIA X 90" (SEE PAGE 1-81)	2	3	2	1
10	203187	REEL ASSY 12 DIA X 105" (SEE PAGE 1-81)	--	--	2	4
11	229718	ARM ASSY 3 RSD (SEE PAGE 1-85)	8	8	8	8
12	229719	ARM ASSY 3 RSD W/O SPRING (SEE PAGE 1-87)	--	--	2	2
13	229720	ARM ASSY 3 RSD RT W/TRAY (SEE PAGE 1-89)	2	2	2	2
14	229721	ARM ASSY 3 RSD LT W/TRAY (SEE PAGE 1-89)	2	2	2	2

ILLUSTRATED PARTS LIST

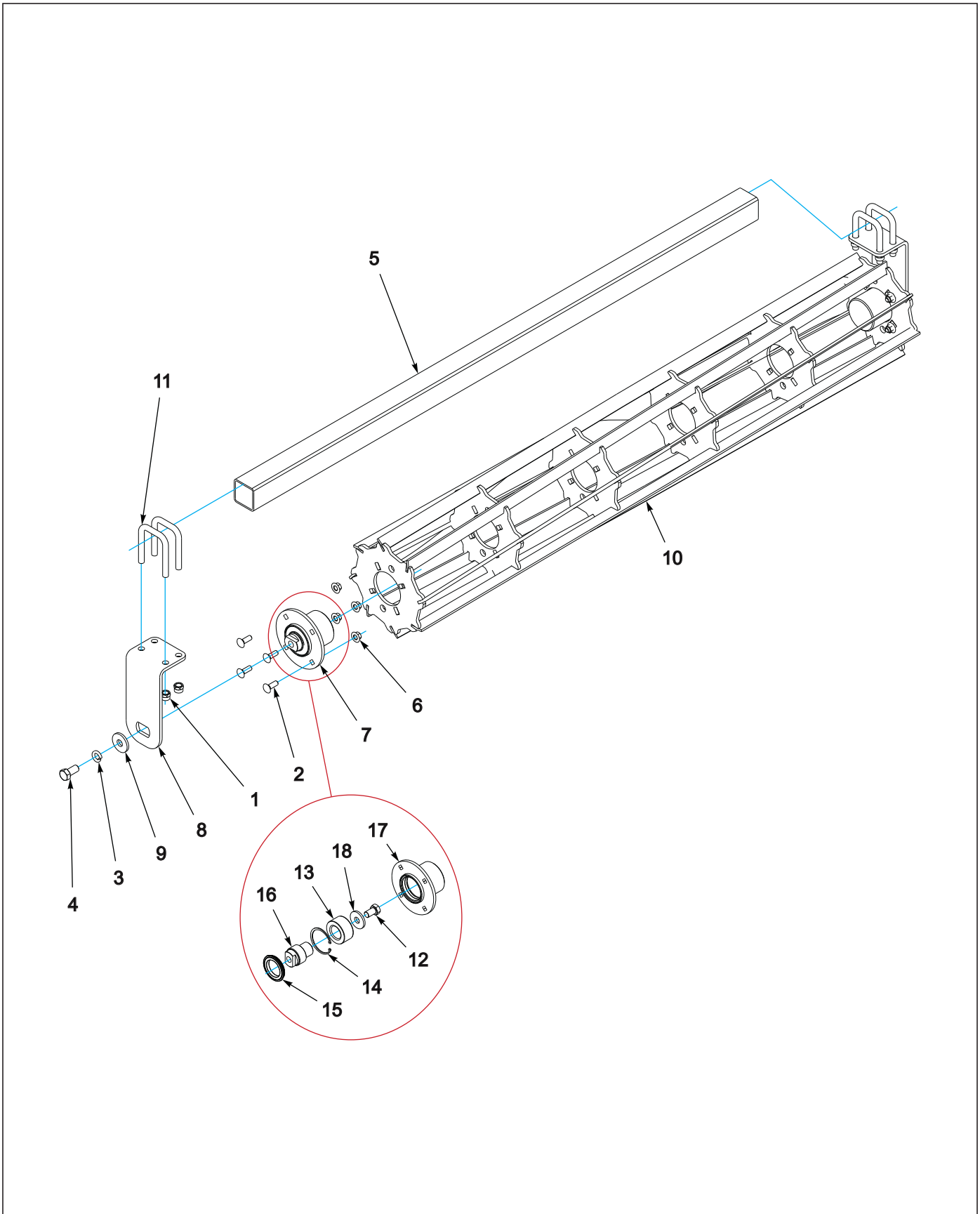


Figure 1-49: Flat Reel Assembly

Flat Reel Assembly

ITEM	PART NO.	DESCRIPTION	QTY.			
--	203184	REEL ASSY 12 DIA X 60"	*			
--	203185	REEL ASSY 12 DIA X 75"	*			
--	203186	REEL ASSY 12 DIA X 90"	*			
--	203187	REEL ASSY 12 DIA X 105"	*			
1	1-512-010005-13	NUT,HEX SLFLKG GRB 5/8-11	8	8	8	8
2	1-654-010070-03	SCREW RDHD SQNK1/2-13X1-1/2	8	8	8	8
3	1-861-010034-17	WASHER,LKG,HLCL SPR,3/4	2	2	2	2
4	108705	SCREW,HEXCAP,3/4-10X1-1/2 GR8	2	2	2	2
5	166340	GANG BAR REEL 62 L	1	--	--	--
5	166341	GANG BAR, REEL, 77 L	--	1	--	--
5	166342	GANG BAR, REEL, 92 L	--	--	1	--
5	166343	GANG BAR, REEL, 107"	--	--	--	1
6	172509	NUT,1/2-13 WIDE FLNG TOP LCK F	8	8	8	8
7	200222	HUB ASSY REEL	2	2	2	2
8	200238	BEARING MOUNT, REEL	2	2	2	2
9	200259	WASHER, 3/4 HEAVY - 2-1/4	2	2	2	2
10	200296	REEL, 12" DIA X 60" FLAT WLDMT	1	--	--	--
10	200297	REEL WLDMT 12" DIA X 75" FLAT	--	1	--	--
10	200298	REEL WLDMT 12" DIA X 90" FLAT	--	--	1	--
10	200299	REEL WLDMT 12" DIA X 105" FLAT	--	--	--	1
11	8-102-010012	U BOLT	4	4	4	4
12	129263	SCREW HEX CAP 3/4-10 X 1-1/4	2	2	2	2
13	174526	BEARING, DOUBLE TAPER RLLR	2	2	2	2
14	174532	INTERNAL SNAP RING	2	2	2	2
15	185757	SEAL, MAINT FREE HUB HSL	2	2	2	2
16	200218	SPINDLE REEL BEARING	2	2	2	2
17	200221	HUB WLDMT REEL	2	2	2	2
18	200259	WASHER, 3/4 HEAVY - 2-1/4	2	2	2	2




Figure 1-50: Spike Bar Assembly, 9 SP

Spike Bar Assembly, 9 SP

ITEM	PART NO.	DESCRIPTION	QTY.											
--	186186	SPIKE BAR ASSY, 7 TOOTH 9SP	*											
--	186187	SPIKE BAR ASSY, 8 TOOTH 9SP		*										
--	186188	SPIKE BAR ASSY, 9 TOOTH 9SP			*									
--	186189	SPIKE BAR ASSY, 10 TOOTH 9SP				*								
--	186190	SPIKE BAR ASSY, 11 TOOTH 9SP					*							
--	186191	SPIKE BAR ASSY, 12 TOOTH 9SP						*						
--	186192	SPIKE BAR ASSY, 13 TOOTH 9SP							*					
1	1-512-010005-05	NUT, HEX, SLFLKG, 3/8-16, UNC GRB	14	16	18	20	22	24	26					
2	166148	SPIKE, TOOTH, 3/4 SQ X 14	7	8	9	10	11	12	13					
3	186177	SPIKE BAR, 7T 60 9SP	1	--	--	--	--	--	--					
3	186178	SPIKE BAR, 8T 69 9SP	--	1	--	--	--	--	--					
3	186179	SPIKE BAR, 9T 78 9SP	--	--	1	--	--	--	--					
3	186180	SPIKE BAR, 10T 87 9SP	--	--	--	1	--	--	--					
3	186181	SPIKE BAR, 11T 96 9SP	--	--	--	--	1	--	--					
3	186182	SPIKE BAR, 12T 105 9SP	--	--	--	--	--	1	--					
3	186183	SPIKE BAR, 13T 114 9SP	--	--	--	--	--	--	1					
4	8-102-010017	U-BOLT, SPIKE ANCHOR	7	8	9	10	11	12	13					

ILLUSTRATED PARTS LIST

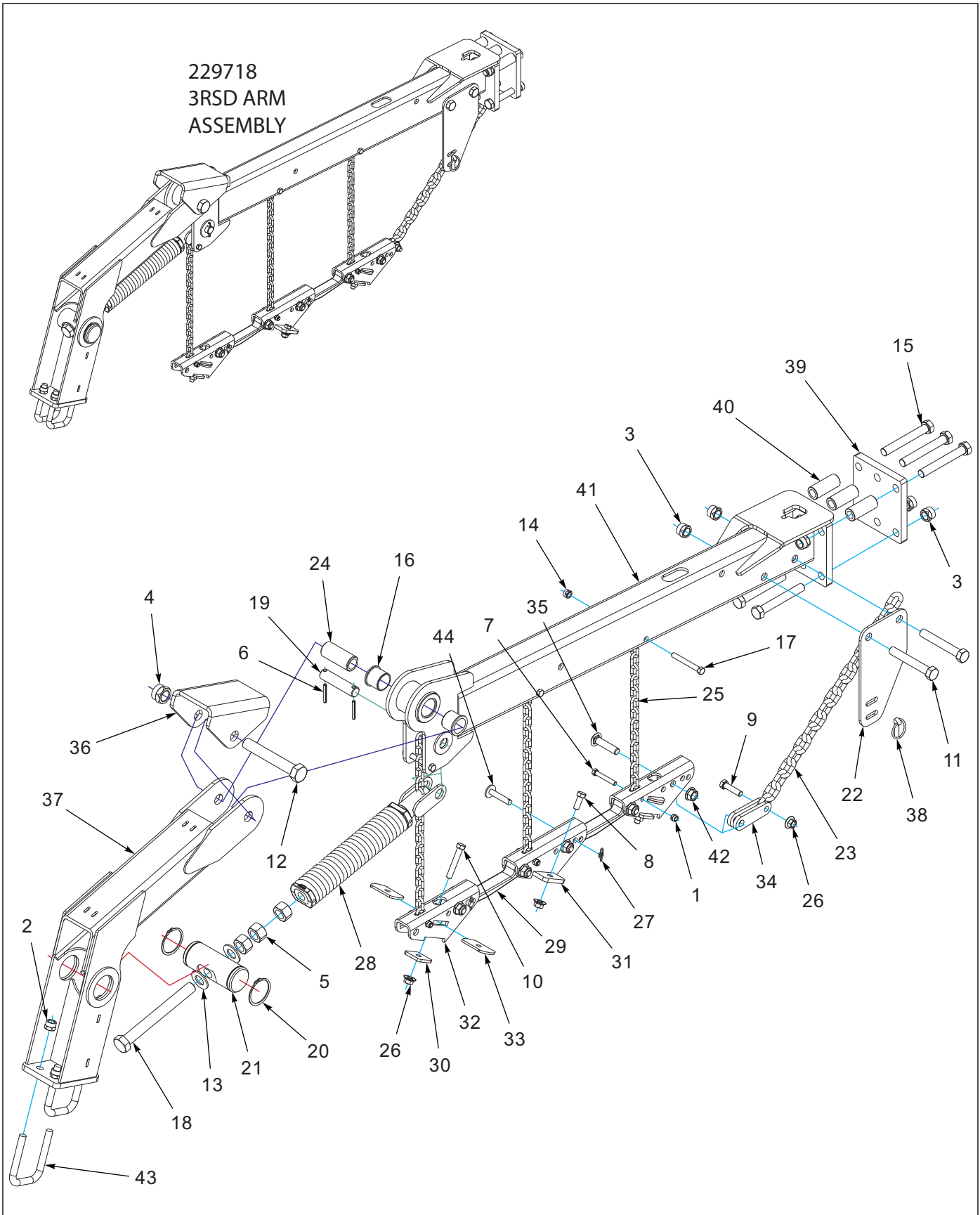


Figure 1-51: 3 RSD Arm Assembly

3 RSD Arm Assembly

ITEM	PART NO.	DESCRIPTION	QTY.
--	229718	ARM ASSY 3 RSD	
1	1-512-010005-05	NUT, HEX, SLFLKG GRB 3/8-16	3
2	1-512-010005-13	NUT,HEX SLFLKG GRB 5/8-11	4
3	1-512-010005-15	NUT,HEX,SLFLKG GRB 3/4-10	8
4	1-512-010005-19	NUT 1-8 HEX SLF-LOCKING GRB	1
5	1-512-010007-14	NUT, HEX 1-8 GR2 ZP	3
6	1-647-010004221	PIN,SPRING 1/4X2 SLOTTED	2
7	1-654-010051-11	SCREW HX CP 3/8-16X2-1/2 G5ZP	3
8	1-654-010055-02	SCREW 1/2-13UNCX1-1/4 CP GR5	2
9	1-654-010055-05	SCREW,HEX CAP,1/2-13UNCX2 GR5	1
10	1-654-010055-09	SCREW,HX CP,1/2-13UNCX3 GR5	2
11	1-654-010061-15	SCREW,HX CP 3/4-10UNCX5 GR5	2
12	1-654-010125-18	SCREW HEX CAP,1-8UNCX6-1/2GR8	1
13	1-861-010032-24	WASHER FL 1IN NARROW ZP	2
14	101988	NUT,HEXSLF-LKG 7/16-14 GRB	3
15	139201	SCREW,HX CP 3/4-10UNCX5.50GR8	6
16	140599	BEARING, FLANGE 1-1/2"	2
17	141808	SCREW HX CP7/16-14UNCX3-1/2G5	3
18	152210	BOLT, ADJ, 1 X 9	1
19	156785	PIN 1 X 4-1/4	1
20	158896	SNAP RING, 2-1/2 SHAFT	2
21	158897	PIN, ADJUSTMENT	1
22	166177	BRACKET, PULL CHAIN	1
23	166242	CHAIN, PULL 3/8	1
24	168739	BUSHING PIVOT 1-1/2 X 3-7/16	1
25	168764	CHAIN 17 LINK 1/4	3
26	172509	NUT,1/2-13 WIDE FLNG TOP LCK F	5
27	172673	WRAP AROUND LOCKING COTTER	2
28	172677	SPRING ASSY, W/ANCHOR	1
29	185697	LINK, HARROW BAR	2
30	186193	CLAMP PLATE, SPIKE BAR	2
31	186200	MOUNT, HARROW BAR W/TABS WLDMT	1
32	186204	MOUNT, HARROW BAR	2
33	186205	PLATE, BAR CLAMP	4
34	186210	CONNECTOR, PULL CHAIN	2
35	187517	SCREW RDHD SHT SQNK5/8-11X2.75	5
36	191459	STOP, HARROW ARM	1
37	199359	ARM WLDMT REEL	1
38	2-557-010009	PIN LYNCH	1
39	208187	MOUNTING PLATE, HARROW 6-BOLT	1
40	211056	BUSHING, CLAMP 3" L	3
41	227666	ARM, HARROW 6-BOLT WLDMT	1
42	29SFFL 5811	NUT,FLANGE HEAD LOCK5/8-11UNC	5
43	8-102-010012	U BOLT	2
44	8C520	CLEVIS PIN	2

ILLUSTRATED PARTS LIST

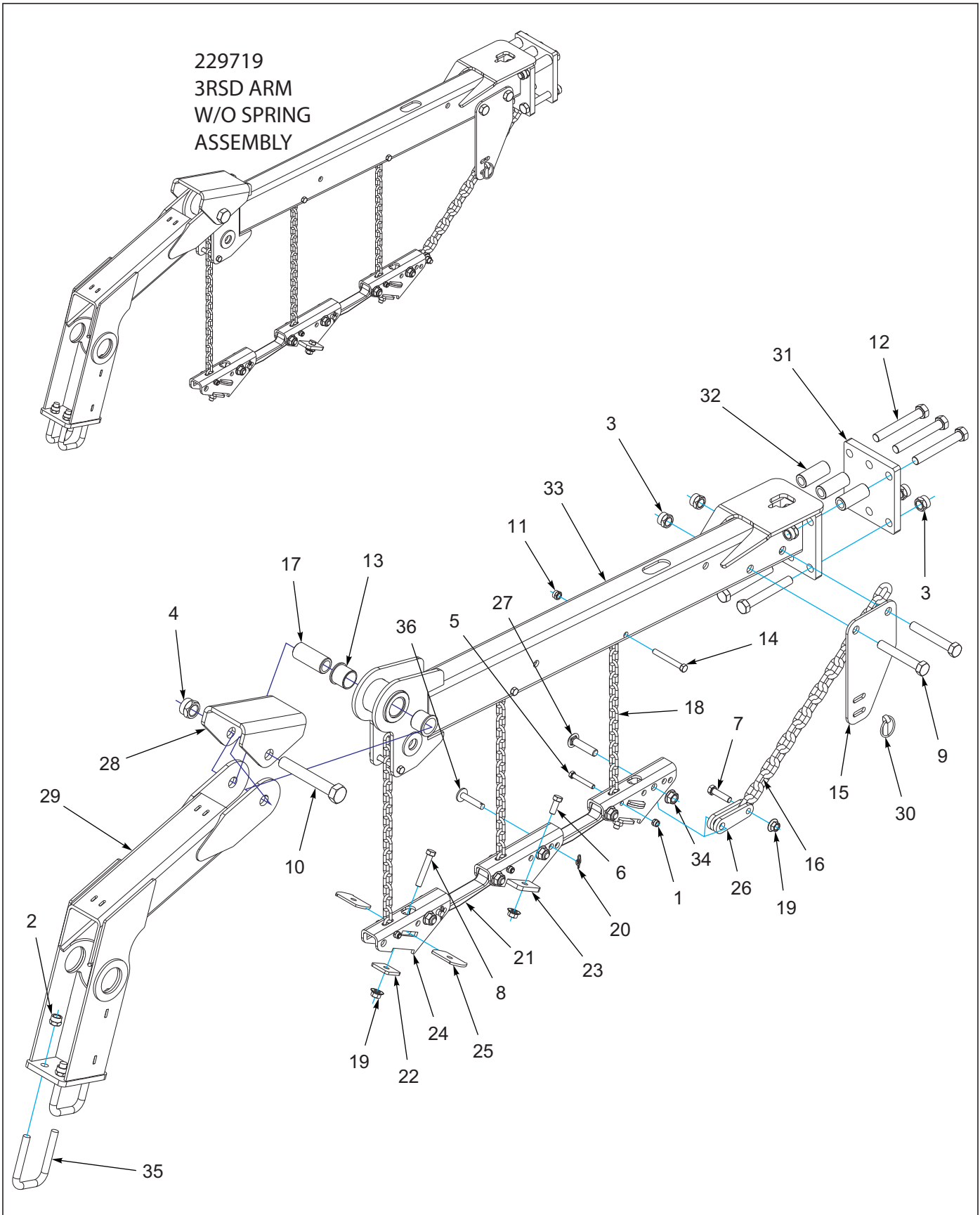


Figure 1-52: 3 RSD Arm Assembly W/O Spring

3 RSD Arm Assembly W/O Spring

ITEM	PART NO.	DESCRIPTION	QTY.
--	229719	ARM ASSY 3 RSD W/O SPRING	
1	1-512-010005-05	NUT, HEX, SLFLKG GRB 3/8-16	3
2	1-512-010005-13	NUT,HEX SLFLKG GRB 5/8-11	4
3	1-512-010005-15	NUT,HEX,SLFLKG GRB 3/4-10	8
4	1-512-010005-19	NUT 1-8 HEX SLF-LOCKING GRB	1
5	1-654-010051-11	SCREW HX CP 3/8-16X2-1/2 G5ZP	3
6	1-654-010055-02	SCREW 1/2-13UNCX1-1/4 CP GR5	2
7	1-654-010055-05	SCREW,HEX CAP,1/2-13UNCX2 GR5	1
8	1-654-010055-09	SCREW,HX CP,1/2-13UNCX3 GR5	2
9	1-654-010061-15	SCREW,HX CP 3/4-10UNCX5 GR5	2
10	1-654-010125-18	SCREW HEX CAP,1-8UNCX6-1/2GR8	1
11	101988	NUT,HEXSLF-LKG 7/16-14 GRB	3
12	139201	SCREW,HX CP 3/4-10UNCX5.50GR8	6
13	140599	BEARING, FLANGE 1-1/2"	2
14	141808	SCREW HX CP7/16-14UNCX3-1/2G5	3
15	166177	BRACKET, PULL CHAIN	1
16	166242	CHAIN, PULL 3/8	1
17	168739	BUSHING PIVOT 1-1/2 X 3-7/16	1
18	168764	CHAIN 17 LINK 1/4	3
19	172509	NUT,1/2-13 WIDE FLNG TOP LCK F	5
20	172673	WRAP AROUND LOCKING COTTER	2
21	185697	LINK, HARROW BAR	2
22	186193	CLAMP PLATE, SPIKE BAR	2
23	186200	MOUNT, HARROW BAR W/TABS WLDMT	1
24	186204	MOUNT, HARROW BAR	2
25	186205	PLATE, BAR CLAMP	4
26	186210	CONNECTOR, PULL CHAIN	2
27	187517	SCREW RDHD SHT SQNK5/8-11X2.75	5
28	191459	STOP, HARROW ARM	1
29	199359	ARM WLDMT REEL	1
30	2-557-010009	PIN LYNCH	1
31	208187	MOUNTING PLATE, HARROW 6-BOLT	1
32	211056	BUSHING, CLAMP 3" L	3
33	227666	ARM, HARROW 6-BOLT WLDMT	1
34	29SFFL 5811	NUT,FLANGE HEAD LOCK5/8-11UNC	5
35	8-102-010012	U BOLT	2
36	8C520	CLEVIS PIN	2

ILLUSTRATED PARTS LIST

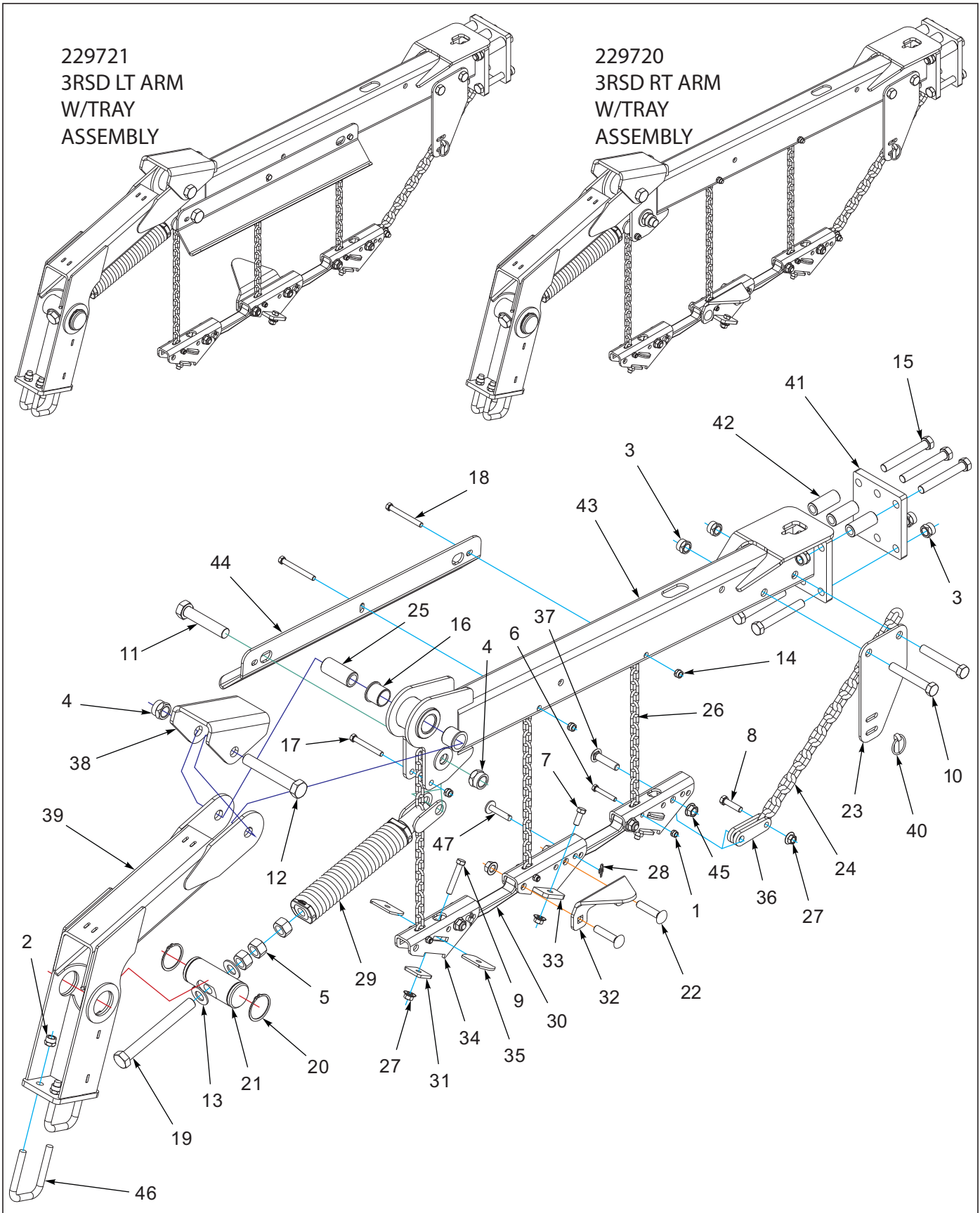


Figure 1-53: 3 RSD Arm Assembly W/ Tray

3 RSD Arm Assembly W/ Tray

ITEM	PART NO.	DESCRIPTION	QTY.
--	229720	ARM ASSY 3 RSD RT W/TRAY	
--	229721	ARM ASSY 3 RSD LT W/TRAY	
1	1-512-010005-05	NUT, HEX, SLFLKG GRB 3/8-16	3
2	1-512-010005-13	NUT,HEX SLFLKG GRB 5/8-11	4
3	1-512-010005-15	NUT,HEX,SLFLKG GRB 3/4-10	8
4	1-512-010005-19	NUT 1-8 HEX SLF-LOCKING GRB	2
5	1-512-010007-14	NUT, HEX 1-8 GR2 ZP	3
6	1-654-010051-11	SCREW HX CP 3/8-16X2-1/2 G5ZP	3
7	1-654-010055-02	SCREW 1/2-13UNCX1-1/4 CP GR5	2
8	1-654-010055-05	SCREW,HEX CAP,1/2-13UNCX2 GR5	1
9	1-654-010055-09	SCREW,HX CP,1/2-13UNCX3 GR5	2
10	1-654-010061-15	SCREW,HX CP 3/4-10UNCX5 GR5	2
11	1-654-010065-15	SCREW HX CP 1-8UNCX5 GR5	1
12	1-654-010125-18	SCREW HEX CAP,1-8UNCX6-1/2GR8	1
13	1-861-010032-24	WASHER FL 1IN NARROW ZP	2
14	101988	NUT,HEXSLF-LKG 7/16-14 GRB	3
15	139201	SCREW,HX CP 3/4-10UNCX5.50GR8	6
16	140599	BEARING, FLANGE 1-1/2"	2
17	141808	SCREW HX CP7/16-14UNCX3-1/2G5	1
18	141809	SCREW HX CP7/16-14UNC X 4 GR5	2
19	152210	BOLT, ADJ, 1 X 9	1
20	158896	SNAP RING, 2-1/2 SHAFT	2
21	158897	PIN, ADJUSTMENT	1
22	164861	SCREW,RD HD SQNCK 5/8-11X3	2
23	166177	BRACKET, PULL CHAIN	1
24	166242	CHAIN, PULL 3/8	1
25	168739	BUSHING PIVOT 1-1/2 X 3-7/16	1
26	168764	CHAIN 17 LINK 1/4	3
27	172509	NUT,1/2-13 WIDE FLNG TOP LCK F	5
28	172673	WRAP AROUND LOCKING COTTER	2
29	172677	SPRING ASSY, W/ANCHOR	1
30	185697	LINK, HARROW BAR	2
31	186193	CLAMP PLATE, SPIKE BAR	2
32	186196	HOOK, CATCH TRAY	1
33	186200	MOUNT, HARROW BAR W/TABS WLDMT	1
34	186204	MOUNT, HARROW BAR	2
35	186205	PLATE, BAR CLAMP	4
36	186210	CONNECTOR, PULL CHAIN	2
37	187517	SCREW RDHD SHT SQNK5/8-11X2.75	3
38	191459	STOP, HARROW ARM	1
39	199359	ARM WLDMT REEL	1
40	2-557-010009	PIN LYNCH	1
41	208187	MOUNTING PLATE, HARROW 6-BOLT	1
42	211056	BUSHING, CLAMP 3" L	3
43	227666	ARM, HARROW 6-BOLT WLDMT	1
44	229717	CATCH TRAY, 3 ROW	1
45	29SFFL 5811	NUT,FLANGE HEAD LOCK5/8-11UNC	5
46	8-102-010012	U BOLT	2
47	8C520	CLEVIS PIN	2

Rear Tow Hitch Assembly

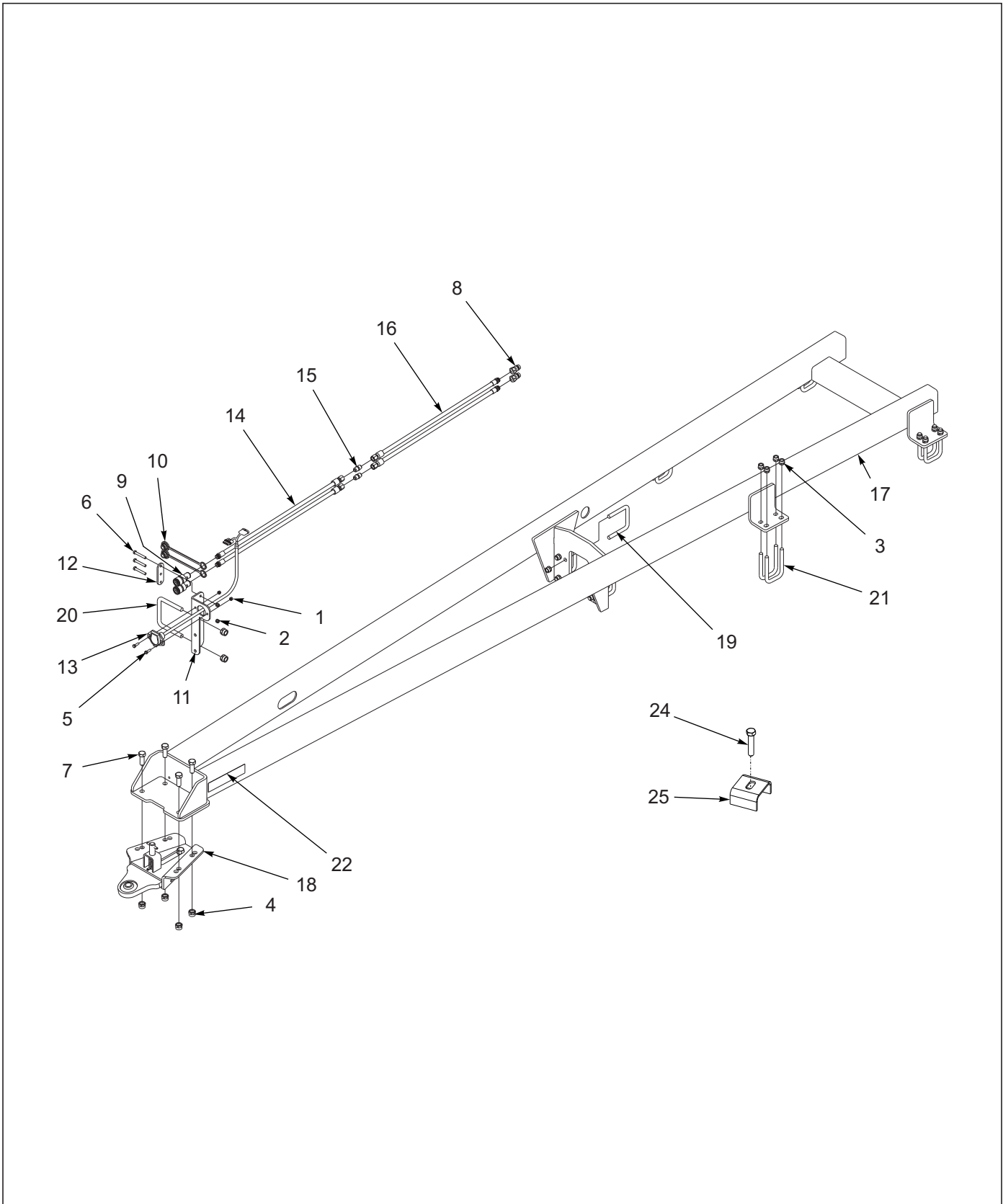


Figure 1-54: Rear Tow Hitch Assembly

Rear Tow Hitch Assembly

ITEM	PART NO.	DESCRIPTION	QTY.
--	168783	REAR TOW HITCH ASSEMBLY	
1	1-512-010005-03	NUT, HEX LOCK 5/16-18 GRB	2
2	1-512-010005-05	NUT, HEX LOCK 3/8-16 GRB	3
3	1-512-010005-13	NUT, HEX LOCK 5/8-11 GRB	24
4	1-512-010005-15	NUT, HEX LOCK 3/4-10 GRB	6
5	1-654-010049-05	SCREW, HEX HEAD CAP 5/16-18 X 1 GR5	2
6	1-654-010051-11	SCREW, HEX HEAD CAP 3/8-16 X 2-1/2 GR5	3
7	1-654-010061-05	SCREW, HEX HEAD CAP 3/4-10 X 2 GR5	4
8	141828	COUPLER, MALE 3/4-16	2
9	142668	COUPLER, FEMALE 3/4-16	2
10	142669	PLUG, COUPLER DUST	1
11	142670	BRACKET, COUPLER MOUNT	1
12	142671	PLATE, COUPLER	1
13	143871	HARNESS, TANDEM ADAPTER	1
14	145132	HOSE ASSEMBLY 3/8 X 248	2
15	148338	FITTING, UNION	2
16	156944	HOSE ASSEMBLY 3/8 X 184	2
17	168766	REAR TOW HITCH	1
18	168767	HITCH ASSEMBLY, REAR TOW	1
19	2-102-010004	U-BOLT, STD GAUGE	4
20	2-102-010039	U-BOLT, DISC BEARING BRACKET	1
21	2-102-010054	U-BOLT	8
22	528934	REFLECTOR, YELLOW 2 X 9	2
23	1-822-010001	TRIM, 3/8 BLK FINE PEBBLE (NOT SHOWN)	AR
24	1-654-010051-13	SCREW, HEX HEAD CAP 3/8-16 X 3 GR5	2
25	2-181-010001	HOSE CLAMP	2
26	105874	TIE STRAP, PLASTIC 21.5-24 X .301 (NOT SHOWN)	AR

Numerics

100000362	1-45	116435	1-35, 1-39
100545	1-17	116436	1-33
1-007-010025	1-41	116490	1-37, 1-39
100808	1-11	116491	1-33
100825	1-11	117259	1-37, 1-39
100827	1-57, 1-59	119118	1-4, 1-19
100830	1-57, 1-59	122917	1-23
100966	1-25	123547	1-33, 1-35
101385	1-17	125566	1-42
101988	1-19, 1-25, 1-71, 1-73, 1-85, 1-87, 1-89	127712	1-5, 1-19
102498	1-7, 1-9, 1-21	128874	1-5
102600	1-5, 1-7, 1-9	129263	1-77, 1-81
102601	1-7	1-298-010001-1	1-5, 1-12, 1-19, 1-25
102604	1-7, 1-9, 1-21	133662	1-27, 1-29
103-0805	1-12	133937	1-71, 1-73
103841	1-11	135912	1-46
104358	1-4	137304	1-46
105874	1-49, 1-51, 1-91	137599	1-37, 1-39
107-0762	1-49	139201	1-57, 1-59, 1-65, 1-85, 1-87, 1-89
1-076-010007	1-21, 1-25	1-397-010369036	1-37, 1-39
1-076-010009	1-25	140470	1-33, 1-35, 1-44
1-076-010010	1-21	140471	1-33, 1-35, 1-43
108675	1-27, 1-29, 1-31	140547	1-19
108676	1-27, 1-29, 1-31	140554	1-21
108705	1-77, 1-81	140599	1-11, 1-57, 1-59, 1-65, 1-85, 1-87, 1-89
1-104-010002	1-25	1-406-010012	1-25
111789	1-42, 1-43, 1-44, 1-45, 1-46	140645	1-21
111871	1-43	140647	1-11, 1-13
111962	1-7, 1-9	140658	1-25
114652	1-17	140663	1-25
116100	1-11, 1-15, 1-17	140667	1-25
1-161-010003	1-25	140672	1-25
116434	1-33, 1-35, 1-37	140693	1-33, 1-35
		141109	1-4
		141154	1-25

TABLE OF CONTENTS

INDEX

141213	1-23	142112	1-43, 1-44
141217	1-23	142114	1-44
141228	1-27	142116	1-43
141236	1-21	142119	1-46
141238	1-21	142120	1-46
141244	1-15	142194	1-13
141245	1-25	142650	1-19
141246	1-11	142668	1-91
141247	1-11	142669	1-91
141249	1-11	142670	1-91
141250	1-13	142671	1-91
141258	1-25	142753	1-4
141259	1-53	143066	1-21
141260	1-53	143871	1-91
141271	1-25	143994	1-42, 1-43, 1-44
141274	1-5	144115	1-11
141301	1-43, 1-44	144193	1-53
141434	1-11	144199	1-25
141576	1-49	144322	1-37, 1-39, 1-46
141577	1-49	144325	1-65
141578	1-49	144343	1-39
141579	1-49	144493	1-11
141580	1-49	145132	1-91
141594	1-41	145190	1-11
141597	1-53	147072	1-65
141807	1-11	147582	1-37, 1-39
141808	1-25, 1-71, 1-85, 1-87, 1-89	148084	1-42
141809	1-19, 1-73, 1-89	148085	1-42
141826	1-37, 1-39	148087	1-42
141828	1-33, 1-35, 1-37, 1-39, 1-91	148088	1-42
141864	1-37	148338	1-91
141866	1-21	1-510-010003-09	1-61, 1-67
141881	1-37	1-511-010001-07	1-27, 1-29
141883	1-37	1-512-010005-01	1-4, 1-11, 1-49, 1-51
142103	1-43	1-512-010005-03	1-4, 1-91
142109	1-44	1-512-010005-05	1-4, 1-33, 1-35, 1-71, 1-73, 1-83, 1-85, 1-87, 1-89, 1-91
142110	1-43, 1-44		
142111	1-44		

1-512-010005-09	1-4, 1-27, 1-29, 1-31, 1-49, 1-51, 1-61, 1-67, 1-71, 1-73	155927	1-61, 1-67
1-512-010005-13	1-4, 1-11, 1-15, 1-17, 1-19, 1-49, 1-51, 1-57, 1-59, 1-65, 1-77, 1-81, 1-85, 1-87, 1-89, 1-91	155956	1-61, 1-67
1-512-010005-15	1-4, 1-15, 1-17, 1-25, 1-57, 1-59, 1-65, 1-71, 1-73, 1-85, 1-87, 1-89, 1-91	155963	1-57, 1-59
1-512-010005-19	1-4, 1-11, 1-15, 1-17, 1-19, 1-25, 1-57, 1-59, 1-65, 1-85, 1-87, 1-89	155971	1-61, 1-67
1-512-010007-02	1-49	156010	1-53
1-512-010007-07	1-11	156777	1-61, 1-67
1-512-010007-08	1-27, 1-29, 1-31	156778	1-61, 1-67
1-512-010007-14	1-57, 1-59, 1-65, 1-85, 1-89	156779	1-61, 1-67
1-512-010007-16	1-11, 1-25	156785	1-65, 1-85
151508	1-4, 1-15, 1-17	156944	1-91
1-516-010001-20	1-7, 1-9, 1-21	156949	1-11
152209	1-25	156952	1-5
152210	1-57, 1-59, 1-65, 1-85, 1-89	156972	1-4, 1-7
153696	1-11, 1-25	156973	1-7, 1-9
153804	1-5, 1-19	156974	1-7
153843	1-33, 1-35, 1-37, 1-39	156979	1-7, 1-9
154104	1-46	156992	1-4, 1-19
154994	1-61, 1-67	1-573-010006	1-53
154995	1-61, 1-67	158841	1-27, 1-29
154997	1-61, 1-67	158896	1-57, 1-59, 1-65, 1-85, 1-89
154998	1-61, 1-67	158897	1-65, 1-85, 1-89
155002	1-57, 1-59	158903	1-5, 1-19
155005	1-61	159569	1-37, 1-39
155523	1-53	159954	1-4, 1-15, 1-17
155534	1-12	159970	1-7, 1-9
155536	1-12	15G816ER	1-5, 1-19
155538	1-12	160149	1-5
155541	1-11, 1-12	160152	1-5
1-557-010013	1-4	160693	1-39
1-557-010362-40	1-25	161525	1-4, 1-15, 1-17
1-557-010362-51	1-7, 1-9, 1-21	161531	1-4, 1-19
1-557-010403	1-4	161536	1-11
155716	1-12	161538	1-17
155717	1-12	162845	1-4, 1-19
		162851	1-4, 1-15, 1-17
		162857	1-17
		162904	1-27, 1-29
		162905	1-27

TABLE OF CONTENTS

INDEX

162906	1-27, 1-29	164245	1-42
162908	1-27	164246	1-4, 1-15, 1-17
162909	1-27	164247	1-11
162917	1-15	164248	1-11
162927	1-15	164256	1-5, 1-19
162929	1-11	164260	1-5, 1-23
162930	1-27, 1-29	164261	1-23
162935	1-27	164263	1-23
164124	1-4	164271	1-5
164125	1-4	164272	1-19
164126	1-4	164273	1-19
164134	1-49	164274	1-19
164135	1-49	164277	1-5, 1-19
164136	1-49	164279	1-11
164137	1-49	164293	1-65
164138	1-49, 1-51	164295	1-33, 1-35, 1-37, 1-39
164140	1-49, 1-51	164296	1-25
164142	1-49, 1-51	164297	1-25
164144	1-27	164298	1-25
164145	1-27	164300	1-25
164146	1-27, 1-29	164302	1-53
164147	1-27, 1-29	164303	1-33, 1-35
164172	1-33, 1-35, 1-42	164304	1-33, 1-35
164174	1-11	164305	1-33, 1-35
164175	1-4, 1-19	164307	1-33, 1-37, 1-39
164178	1-11	164308	1-35
164180	1-11	164309	1-35
164184	1-15	164314	1-27, 1-29
164186	1-4	164315	1-61, 1-67
164192	1-27, 1-29	164317	1-67
164200	1-4, 1-17	164318	1-61, 1-67
164201	1-17	164319	1-61, 1-67
164215	1-4	164320	1-61, 1-67
164216	1-4	164321	1-61
164217	1-17	164322	1-61
164218	1-17	164323	1-61, 1-67
164219	1-15	164331	1-57, 1-59
164220	1-15	164335	1-57, 1-59

<p>164336 1-57, 1-59</p> <p>164349 1-21</p> <p>164350 1-17</p> <p>164351 1-17</p> <p>164352 1-19, 1-21</p> <p>164355 1-15</p> <p>164533 1-25</p> <p>1-647-010004217 1-23</p> <p>1-647-010004221 1-65, 1-85</p> <p>1-647-010004240 1-11, 1-15</p> <p>1-647-010004255 1-17</p> <p>1-647-010004257 1-25</p> <p>164861 1-73, 1-89</p> <p>1-654-010047-04 1-23</p> <p>1-654-010047-06 1-4, 1-11, 1-49, 1-51</p> <p>1-654-010047-07 1-49, 1-51</p> <p>1-654-010047-08 1-51</p> <p>1-654-010049-05 1-91</p> <p>1-654-010049-09 1-4</p> <p>1-654-010051-06 1-4</p> <p>1-654-010051-09 1-4</p> <p>1-654-010051-11 1-33, 1-35, 1-71, 1-73, 1-85, 1-87, 1-89, 1-91</p> <p>1-654-010051-12 1-33, 1-35</p> <p>1-654-010051-13 1-91</p> <p>1-654-010055-02 1-71, 1-73, 1-85, 1-87, 1-89</p> <p>1-654-010055-03 1-65</p> <p>1-654-010055-05 1-71, 1-73, 1-85, 1-87, 1-89</p> <p>1-654-010055-09 1-71, 1-73, 1-85, 1-87, 1-89</p> <p>1-654-010055-14 1-4, 1-61, 1-67</p> <p>1-654-010055-17 1-5, 1-31</p> <p>1-654-010059-05 1-4, 1-15, 1-17</p> <p>1-654-010059-06 1-31</p> <p>1-654-010059-07 1-4, 1-49, 1-51</p> <p>1-654-010059-11 1-4, 1-17</p> <p>1-654-010059-13 1-4, 1-15, 1-17, 1-19</p> <p>1-654-010059-14 1-65</p> <p>1-654-010059-15 1-17</p>	<p>1-654-010059-16 1-65</p> <p>1-654-010059-24 1-15</p> <p>1-654-010061-05 1-91</p> <p>1-654-010061-09 1-4, 1-15, 1-17</p> <p>1-654-010061-15 1-25, 1-65, 1-71, 1-73, 1-85, 1-87, 1-89</p> <p>1-654-010061-16 1-4</p> <p>1-654-010061-19 1-11</p> <p>1-654-010061-23 1-71, 1-73</p> <p>1-654-010065-08 1-4, 1-19</p> <p>1-654-010065-15 1-89</p> <p>1-654-010070-02 1-61, 1-67</p> <p>1-654-010070-03 1-81</p> <p>1-654-010070-04 1-77</p> <p>1-654-010070-11 1-61, 1-67</p> <p>1-654-010070-13 1-61, 1-67</p> <p>1-654-010070-14 1-61, 1-67</p> <p>1-654-010123-01 1-11</p> <p>1-654-010125-18 1-65, 1-85, 1-87, 1-89</p> <p>1-659-010004 1-25</p> <p>166148 1-83</p> <p>166155 1-27</p> <p>166156 1-5, 1-19</p> <p>166158 1-23</p> <p>166160 1-27, 1-29</p> <p>166171 1-37, 1-39</p> <p>166175 1-71, 1-73</p> <p>166176 1-71, 1-73</p> <p>166177 1-71, 1-73, 1-85, 1-87, 1-89</p> <p>166185 1-15</p> <p>166186 1-15</p> <p>166191 1-15</p> <p>166194 1-15</p> <p>166199 1-31</p> <p>166200 1-31</p> <p>166201 1-31</p> <p>166237 1-73</p> <p>166242 1-71, 1-73, 1-85, 1-87, 1-89</p>
---	--

TABLE OF CONTENTS

INDEX

166250	1-5	174321	1-5
166252	1-33, 1-35, 1-37, 1-39, 1-41	174392	1-5
166336	1-67	174396	1-5
166340	1-77, 1-81	174405	1-5
166341	1-77, 1-81	174435	1-51
166342	1-77, 1-81	174436	1-51
166343	1-77, 1-81	174437	1-51
167575	1-37, 1-39, 1-45	174438	1-51
167618	1-37, 1-39	174439	1-51
168739	1-65, 1-85, 1-87, 1-89	174447	1-17
168753	1-65	174448	1-53
168762	1-65	174526	1-77, 1-81
168764	1-85, 1-87, 1-89	174532	1-77, 1-81
168766	1-91	176601	1-51
168767	1-91	176602	1-51
168783	1-91	176604	1-51
168787	1-15	176625	1-65
168859	1-7, 1-9	181615	1-5
168897	1-71, 1-73	181616	1-5
169549	1-45	181617	1-5
169550	1-45	181618	1-31
169552	1-45	1-822-010001	1-4, 1-15, 1-17, 1-19, 1-91
170870	1-67	183910	1-25
171024	1-5	185654	1-17
171070	1-4, 1-19	185660	1-4
172509	1-71, 1-73, 1-77, 1-81, 1-85, 1-87, 1-89	185697	1-71, 1-73, 1-85, 1-87, 1-89
172662	1-29	185757	1-77, 1-81
172664	1-37, 1-39, 1-40	185928	1-29, 1-31
172666	1-29	1-861-010004	1-25
172667	1-29	1-861-010005	1-7, 1-9, 1-25
172670	1-29	1-861-010032-11	1-33, 1-35
172671	1-29	1-861-010032-13	1-27, 1-29, 1-31
172672	1-29	1-861-010032-14	1-65
172673	1-65, 1-71, 1-73, 1-85, 1-87, 1-89	1-861-010032-15	1-5, 1-61, 1-67
172677	1-65, 1-85, 1-89	1-861-010032-19	1-29, 1-65
172714	1-29	1-861-010032-24	1-11, 1-25, 1-57, 1-59, 1-65, 1-85, 1-89
172830	1-57, 1-59	1-861-010034-09	1-23
174320	1-5		

TABLE OF CONTENTS

INDEX

1-861-010034-12	1-27, 1-29, 1-31	199362	1-19
1-861-010034-17	1-77, 1-81	199363	1-19
186162	1-69, 1-73	199376	1-65
186163	1-69, 1-73	199390	1-65
186177	1-83	200129	1-5, 1-19
186178	1-83	200218	1-77, 1-81
186179	1-83	200221	1-77, 1-81
186180	1-83	200222	1-77, 1-81
186181	1-83	200238	1-77, 1-81
186182	1-83	200253	1-63, 1-75, 1-77
186183	1-83	200254	1-63, 1-75, 1-77
186186	1-75, 1-79, 1-83	200255	1-63, 1-75, 1-77
186187	1-69, 1-83	200256	1-63, 1-75, 1-77
186188	1-69, 1-75, 1-79, 1-83	200259	1-77, 1-81
186189	1-69, 1-75, 1-79, 1-83	200296	1-81
186190	1-69, 1-75, 1-79, 1-83	200297	1-81
186191	1-75, 1-79, 1-83	200298	1-81
186192	1-69, 1-75, 1-79, 1-83	200299	1-81
186193	1-71, 1-73, 1-85, 1-87, 1-89	200310	1-5, 1-19
186195	1-69, 1-71	201786	1-37, 1-39
186196	1-73, 1-89	202702-8-8S	1-33, 1-35, 1-37, 1-39, 1-40, 1-41
186200	1-71, 1-73, 1-85, 1-87, 1-89	203003-8-8S	1-37, 1-39
186204	1-71, 1-73, 1-85, 1-87, 1-89	203005-8-8S	1-40
186205	1-71, 1-73, 1-85, 1-87, 1-89	203102-8-8S	1-37, 1-39
186210	1-71, 1-73, 1-85, 1-87, 1-89	203184	1-79, 1-81
187517	1-71, 1-73, 1-85, 1-87, 1-89	203185	1-79, 1-81
187533	1-69	203186	1-79, 1-81
187534	1-69	203187	1-79, 1-81
187535	1-69	204384	1-19
187536	1-69	2062-8-8S	1-33, 1-35, 1-37, 1-39, 1-41
191459	1-65, 1-85, 1-87, 1-89	2071-8-8S	1-37, 1-39
191488	1-4	208187	1-65, 1-85, 1-87, 1-89
191490	1-5	209797	1-65
194616	1-29	209798	1-65
198322	1-5, 1-19	209799	1-65
198346	1-5	2-102-010004	1-5, 1-15, 1-17, 1-27, 1-29, 1-91
198347	1-5	2-102-010037	1-29
199359	1-65, 1-85, 1-87, 1-89	2-102-010039	1-91

TABLE OF CONTENTS

INDEX

2-102-010054	1-5, 1-11, 1-15, 1-91	229695	1-75
210606	1-19, 1-21	229696	1-75
211056	1-57, 1-59, 1-65, 1-85, 1-87, 1-89	229697	1-75
212046	1-5, 1-19	229698	1-75
2-150-010008	1-5, 1-19	229706	1-63
2-150-010174	1-15, 1-17	229707	1-63
215341	1-5, 1-19	229708	1-63
2-181-010001	1-33, 1-35, 1-37, 1-39, 1-91	229709	1-63
218640	1-46	229710	1-63, 1-67
218648	1-45	229711	1-63, 1-67
223435	1-9	229712	1-63, 1-67
223437	1-9	229713	1-63, 1-67
223438	1-9	229716	1-63, 1-67
223439	1-9	229717	1-89
223440	1-4, 1-9	229718	1-75, 1-79, 1-85
225123	1-77	229719	1-75, 1-79, 1-87
225124	1-77	229720	1-75, 1-79, 1-89
225125	1-77	229721	1-75, 1-79, 1-89
225126	1-77	229722	1-55, 1-59
227628	1-61	229723	1-59
227666	1-65, 1-85, 1-87, 1-89	229738	1-79
227670	1-63, 1-65	229739	1-79
227671	1-65	229740	1-79
229041	1-15	229741	1-79
229061	1-55, 1-57	229794	1-17
229062	1-57, 1-59	23085	1-25
229063	1-57, 1-59	232486	1-5
229068	1-57, 1-59	232488	1-5
229072	1-55, 1-61	2-368-010287	1-49, 1-51
229073	1-55, 1-61	2-375-010602	1-11
229074	1-55, 1-61	2-474-010022	1-40
229075	1-55, 1-61	2-557-010009	1-71, 1-73, 1-85, 1-87, 1-89
229076	1-55, 1-61	2-573-010037	1-53
229077	1-55, 1-61	2-573-010198	1-53
229684	1-55	2-573-010330-02	1-53
229685	1-55	2-573-010330-03	1-53
229686	1-55	29SFFL 5811	1-27, 1-29, 1-31, 1-65, 1-71, 1-73, 1-85, 1-87, 1-89
229687	1-55		

4001060	1-7, 1-9
415	1-19
4K552	1-65
5000	1-7, 1-9
500171	1-13
528933	1-49, 1-51, 1-53
528934	1-49, 1-51, 1-53, 1-91
528938	1-49, 1-51, 1-53
6-102-010009	1-29
7/16-14X1-3/4PB	1-27, 1-29, 1-31
70239854	1-5
70260977	1-49, 1-51
71508985	1-37, 1-39
71508988	1-37, 1-39
71509000	1-39
8-102-010012	1-65, 1-77, 1-81, 1-85, 1-87, 1-89
8-102-010017	1-83
8-102-010019	1-49, 1-51
8-102-010043	1-49, 1-51, 1-57, 1-59, 1-65
8-105-010003	1-25
8-557-010149	1-5
8-573-010084	1-53
8-689-010006	1-27, 1-29, 1-31
8-689-010007	1-27, 1-29, 1-31
8-689-010008	1-27, 1-29, 1-31
8-689-010009	1-27, 1-29, 1-31
8-720-010011	1-65
8C520	1-71, 1-73, 1-85, 1-87, 1-89

T

TR416	1-5
TR575	1-5

W

W908409-4	1-15
-----------	------

Document Control Revision Log:

Date	Form #	Improvement(s): Description and Comments
10/01/2010	F-606	Initial Release
12/02/2018	F-606-1218	Walking beam, removed bubble circles, cylinder updates & Dealer Portal updates
02/19/2021	F-606-0221	Attachment, shank, fold bracket and lift assembly updates



Intertek

Equipment from Landoll Company, LLC is built to exacting standards ensured by ISO 9001 registration at all Landoll manufacturing facilities.

Model 9650 Field Cultivator Parts Manual

Re-Order Part Number F-606-0221

LANDOLL COMPANY, LLC

1900 North Street

Marysville, Kansas 66508

(785) 562-5381

800-428-5655 ~ WWW.LANDOLL.COM



Copyright 2010. Landoll Company, LLC

“All rights reserved, including the right to reproduce this material or portions thereof in any form.”

Scan to go to www.landoll.com

