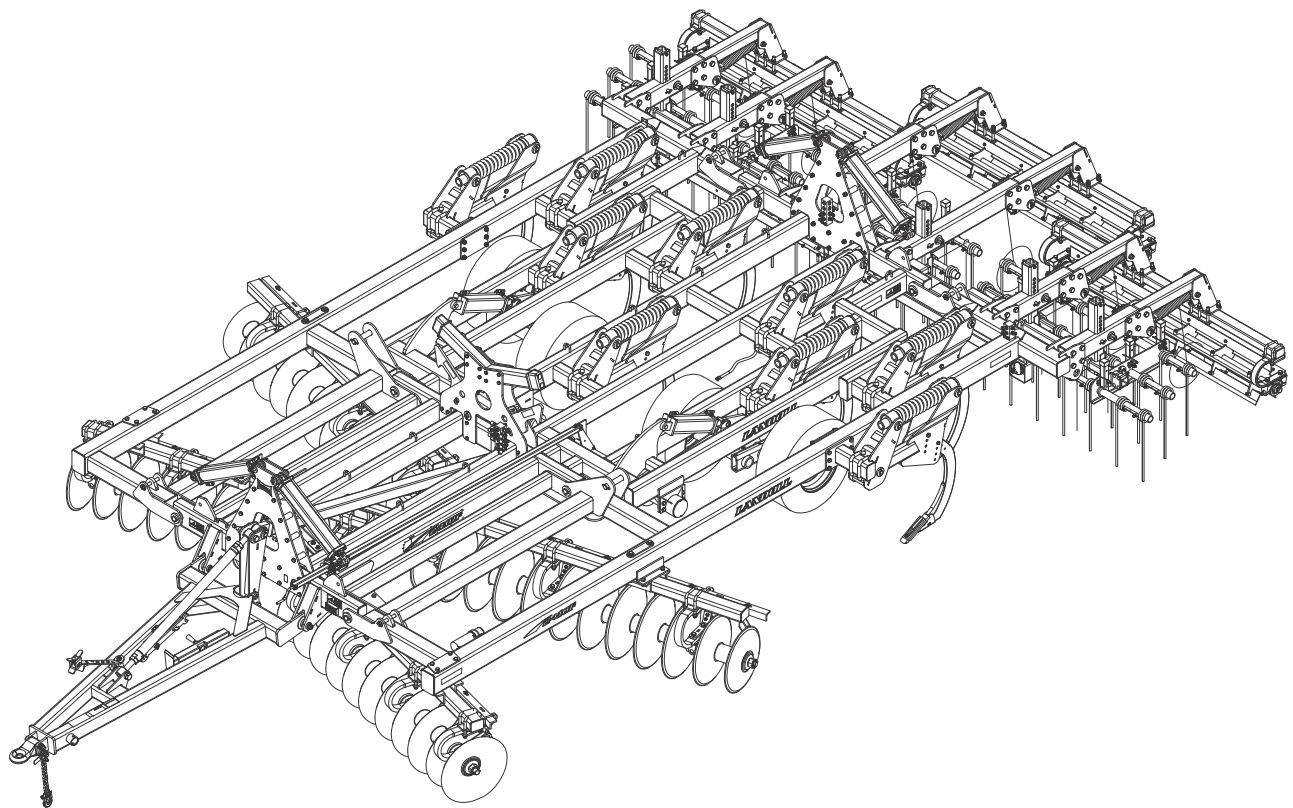




# Model 2410F Weatherproofer I Parts Manual



## **LANDOLL CORPORATION**

1900 North Street  
Marysville, Kansas 66508  
(785) 562-5381

800-428-5655 ~ [WWW.LANDOLL.COM](http://WWW.LANDOLL.COM)



# Table of Contents

## 1 Instructions for Ordering Parts

## 2 Illustrated Parts List

GENERAL ASSEMBLY .....	2-1
MAIN FRAME ASSEMBLY .....	2-4
WING ASSEMBLY .....	2-7
ROCKSHAFT ASSEMBLY .....	2-9
HUB AND SPINDLE ASSEMBLY, 8 BOLT-PRIOR 1-1-2017 .....	2-11
HUB AND SPINDLE ASSEMBLY, 8 BOLT-AFTER 1-1-2017 .....	2-13
HITCH AND LEVELING LINKAGE ASSEMBLY .....	2-16
HITCH ASSEMBLIES .....	2-18
7,000 Lb. Sidewind Jack Assembly .....	2-19
DEPTH STOP TUBE ASSEMBLY .....	2-20
LEVELER ASSEMBLY .....	2-21
SHANK CLAMP ASSEMBLY .....	2-23
DISC GANG ASSEMBLY, 26" .....	2-26
DISC GANG ASSEMBLY, 24" .....	2-30
DISC GANG ASSEMBLY, 24" ROLLABLE .....	2-34
FINISHING COMBO W/ CHOPPER REEL ASSEMBLY .....	2-37
FINISHING COMBO W/ CONDITIONER REEL ASSEMBLY .....	2-39
FINISHING COMBO W/ REEL HYDRAULIC AND MISCELLANEOUS PARTS ASSEMBLY ...	2-43
COMBO ATTACHMENT HARROW ARM ASSEMBLY .....	2-45
Hydraulic Cylinder - 2-1/2" X 2-1/2" .....	2-46
Hydraulic Cylinder - 2-1/2" X 3-1/2" (7/8" Threads) .....	2-47
Hydraulic Cylinder - 2-1/2" X 3-1/2" (1-1/8" Threads) .....	2-48
3 Tine Harrow Assembly .....	2-51
FINISHING CHOPPER ASSEMBLY .....	2-53
FINISHING CONDITIONER REEL ASSEMBLY .....	2-55
FINISHING REEL HYDRAULIC AND MISCELLANEOUS PARTS ASSEMBLY .....	2-59
REEL/GANGBAR ASSEMBLY .....	2-61
CONDITIONER REEL/GANGBAR ASSEMBLY .....	2-63

---

REEL ARM ASSEMBLY .....	2-65
REEL ARM ASSEMBLY .....	2-67
FINISHING HARROW ASSEMBLY .....	2-69
COIL TINE HARROW ARM ASSEMBLY .....	2-71
ELECTRICAL ASSEMBLY (BEFORE 1-22-2015) .....	2-75
ELECTRICAL ASSEMBLY (AFTER 1-22-2015) .....	2-77
Lift Hydraulic Assembly .....	2-79
Fold Hydraulic Assembly .....	2-81
Hydraulic Cylinder - 4-1/2" X 16" .....	2-82
Hydraulic Cylinder - 4" X 24" .....	2-83
Hydraulic Cylinder - 3-3/4" X 8" .....	2-84
Hydraulic Cylinder - 4" X 8" .....	2-85
Hydraulic Cylinder - 1-3/4" X 6" .....	2-86
DECAL INSTALLATION .....	2-89

### **3 Numerical Index**

# Instructions for Ordering Parts

## ORDER PARTS FROM LANDOLL PARTS DISTRIBUTION CENTER

**\*\* Repair parts must be ordered through an Authorized Dealer \*\***

PHONE NO.: 1-800-423-4320 OR 1-800-428-5655 OR 1-785-562-5381

FAX NO.: 888-527-3909

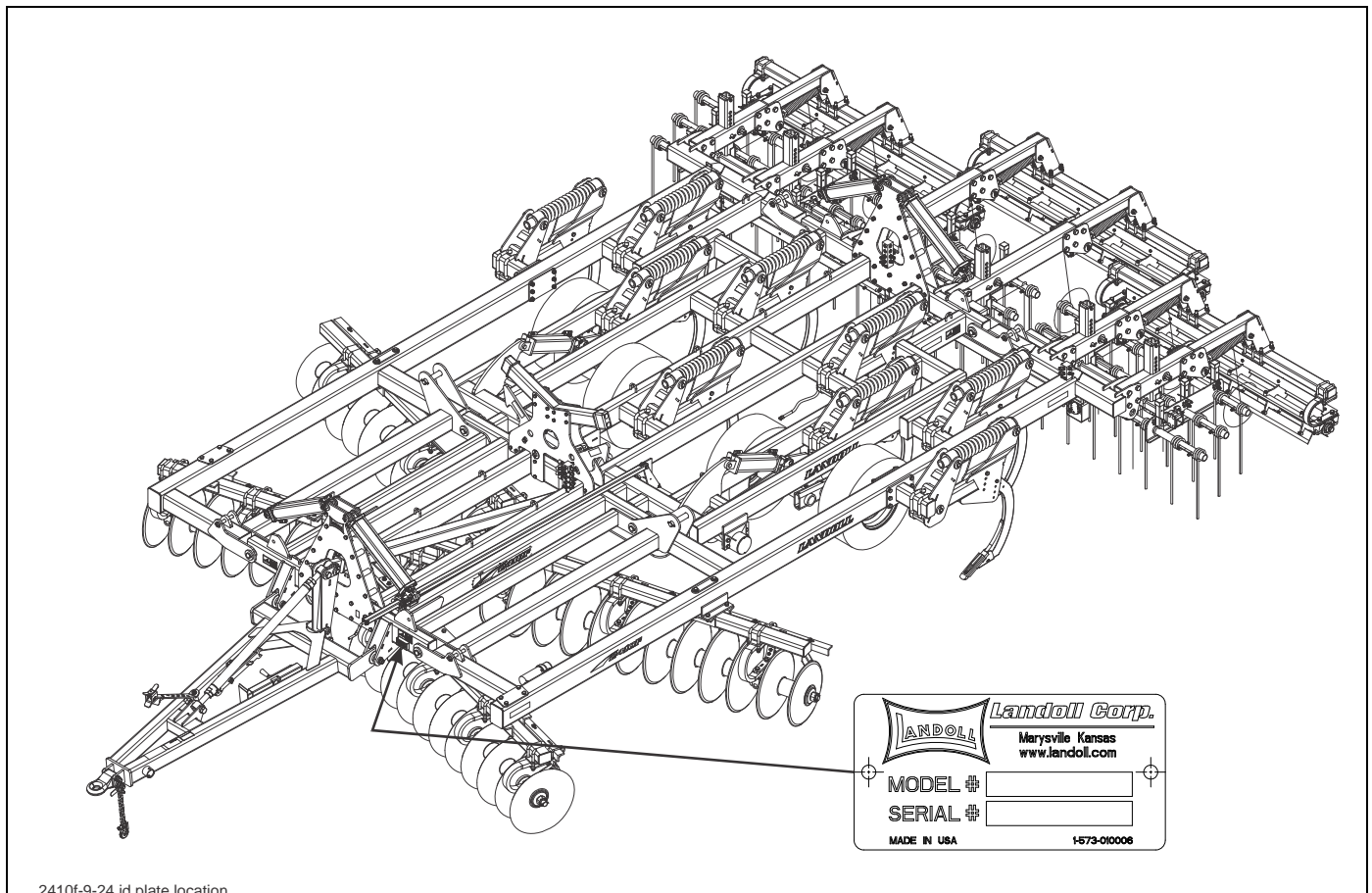
ORDER ONLINE: [companystore.landoll.com](http://companystore.landoll.com)

## IDENTIFICATION PLATE

The identification plate, which lists the model number and serial number, is located on the left side of the hitch (See Figure 1-1.)

## SERIAL NUMBER NOMENCLATURE

The serial number for the 2410F Weatherproofer I is located on the identification plate.



**Figure 1-1: Identification Plate and Location**

Page Intentionally Blank

# Illustrated Parts List

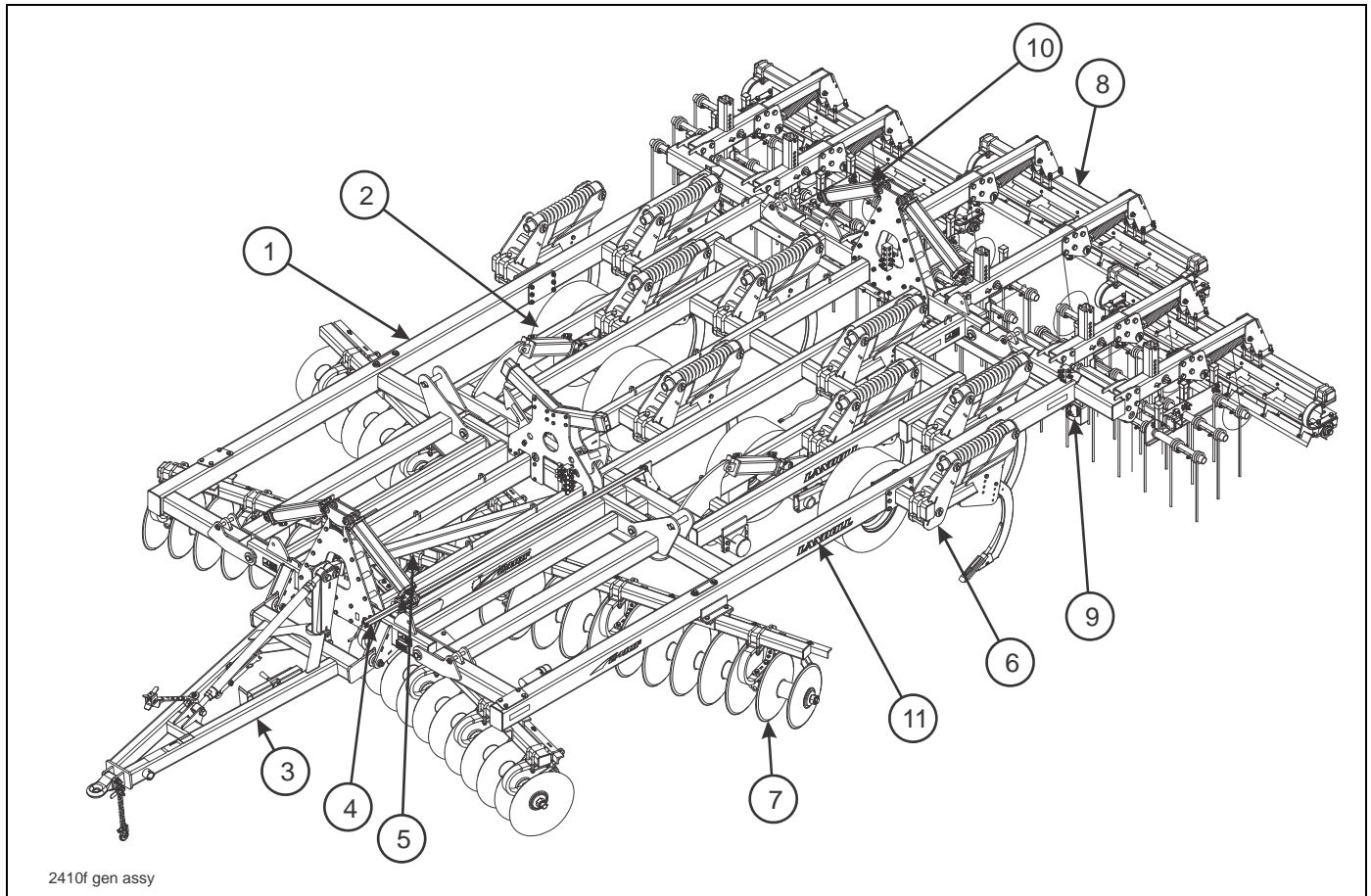


Figure 2-1: General Assembly

## GENERAL ASSEMBLY

ITEM	PAGE NO.	DESCRIPTION	QTY.
1	2-2 - 2-7	FRAME AND WING ASSEMBLIES	
2	2-8 - 2-11	LIFT ASSEMBLIES	
3	2-14 - 2-18	HITCH ASSEMBLIES	
4	2-20	DEPTH STOP TUBE ASSEMBLY	
5	2-21	LEVELER ASSEMBLY	
6	2-22 - 2-23	SHANK CLAMP ASSEMBLY	
7	2-24 - 2-34	DISC GANG ASSEMBLIES	
8	2-36 - 2-71	FINISHING ASSEMBLIES	
9	2-74 - 2-75	ELECTRICAL ASSEMBLIES	
10	2-79 - 2-86	HYDRAULIC ASSEMBLIES	
11	2-88 - 2-89	DECAL INSTALLATION	

# ILLUSTRATED PARTS LIST

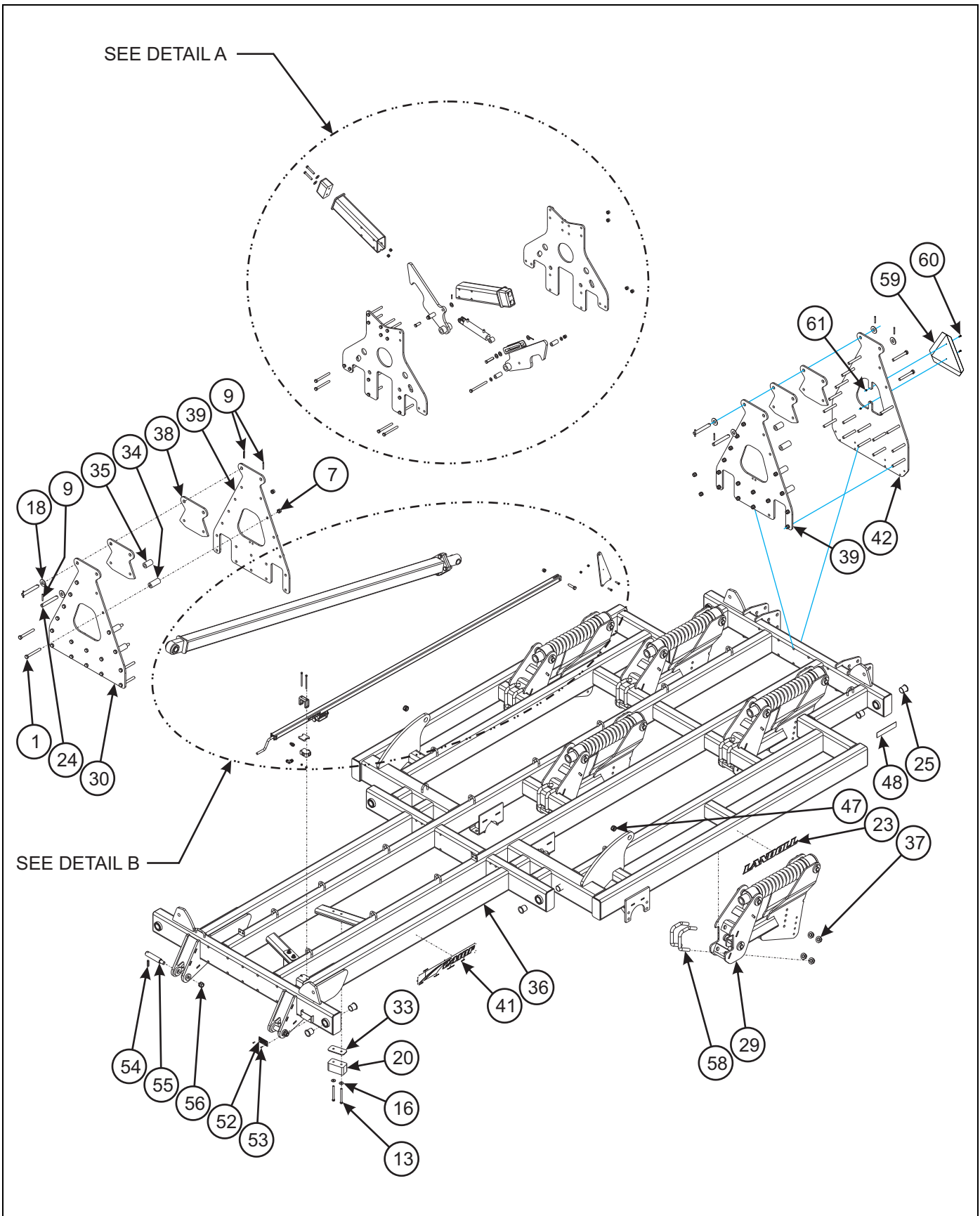
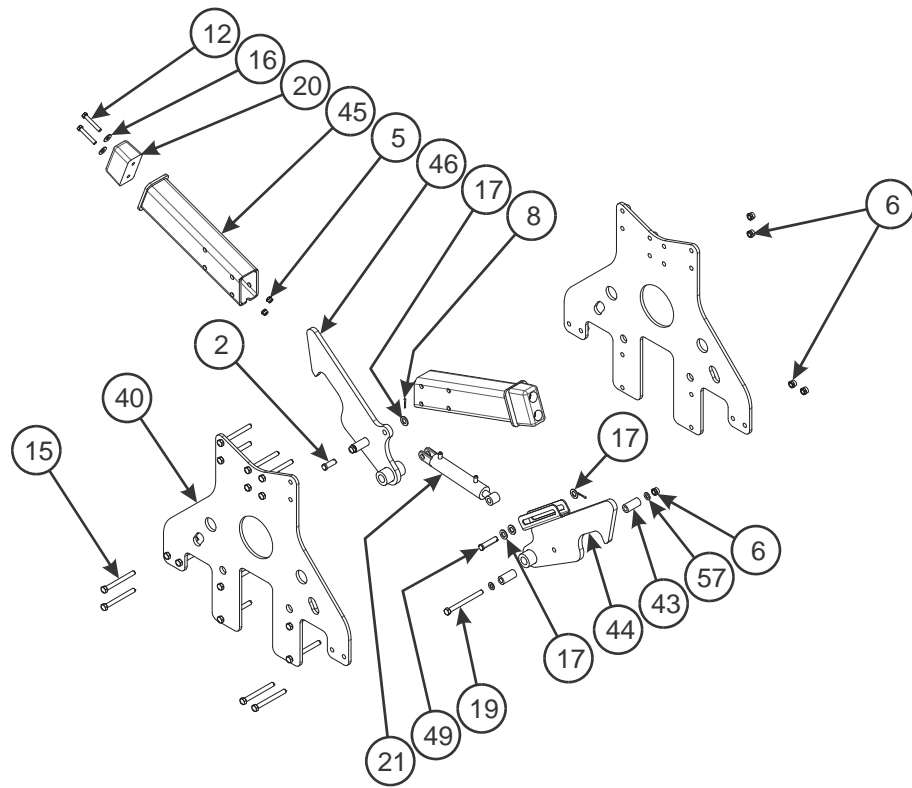
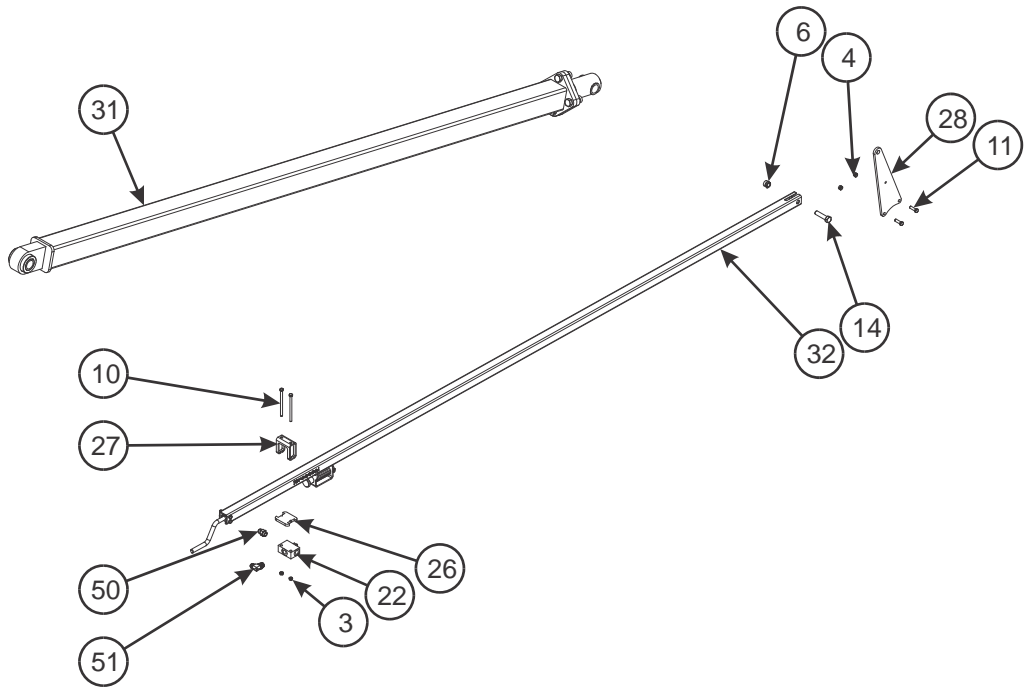


Figure 2-2: Main Frame Assembly (2410F-7-24) (1 of 2)





DETAIL A



DETAIL B

m2410f-9-24 main frame assy p2

Figure 2-3: Main Frame Assembly (2410F-7-24) (2 of 2)

**MAIN FRAME ASSEMBLY**

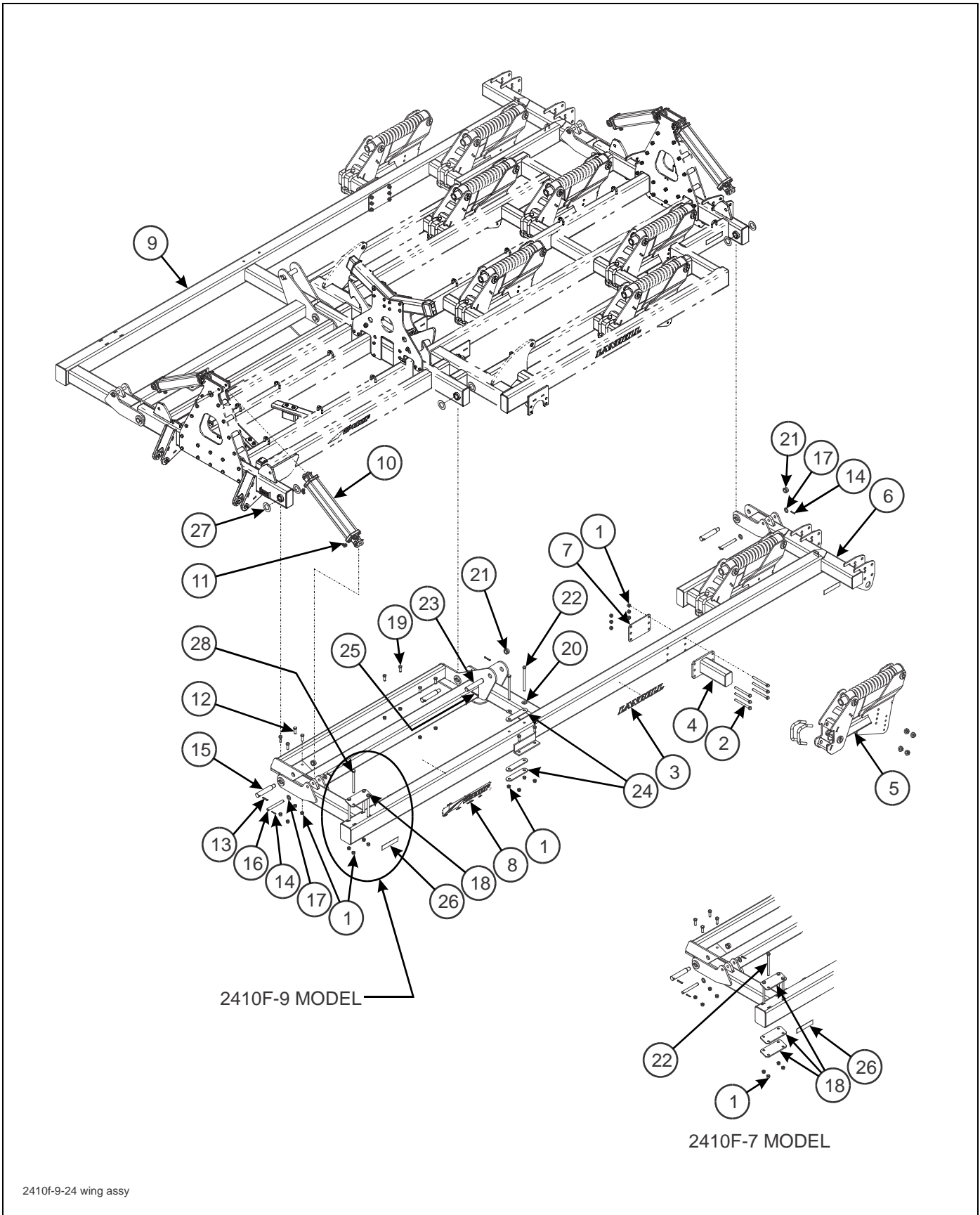
ITEM	PART NO.	DESCRIPTION	QTY.
	179128	MAIN FRAME ASSEMBLY (2410F-7-24 AND 2410F-9-24)	
1	W908409-4	SCREW, HEX HEAD CAP 3/4-10 X 6	36
2	W933037-4	CLEVIS PIN 3/4 X 2	1
3	1-512-010005-03	NUT, HEX LOCK 5/16-18 GRB	2
4	1-512-010005-05	NUT, HEX LOCK 3/8-16 GRB	2
5	1-512-010005-09	NUT, HEX LOCK 1/2-13 GRB	92
6	1-512-010005-13	NUT, HEX LOCK 5/8-11 GRB	1
7	1-512-010005-15	NUT, HEX LOCK 3/4-10 GRB	1
8	1-557-010362-40	PIN, COTTER 5/32 X 1-1/4	2
9	1-647-010004240	SPRING PIN, SLOTTED 5/16 X 2-1/2	3
10	1-654-010049-19	SCREW, HEX HEAD CAP 5/16-18 X 5 GR5	2
11	1-654-010051-06	SCREW, HEX HEAD CAP 3/8-16 X 1-1/4 GR5	2
12	1-654-010055-10	SCREW, HEX HEAD CAP 1/2-13 X 3-1/4 GR5	4
13	1-654-010055-16	SCREW, HEX HEAD CAP 1/2-13 X 5-1/2 GR5	2
14	1-654-010059-07	SCREW, HEX HEAD CAP 5/8-11 X 2-1/2 GR5	1
15	1-654-010059-17	SCREW, HEX HEAD CAP 5/8-11 X 6 GR5	16
16	1-861-010032-15	WASHER, FLAT 1/2W	6
17	1-861-010032-20	WASHER, FLAT 3/4N	4
18	1-861-010032-25	WASHER, FLAT 1W	8
19	113064	SCREW, HEX HEAD CAP 5/8-11 X 7 GR5	2
20	128874	BUMPER, RUBBER 6 X 3 X 3-1/2	4
21	129251	CYLINDER, 1-3/4 X 6 (SEE PAGE 2-86)	1
22	140693	VALVE, LIMIT	1
22	142656	LIMIT VALVE PARTS KIT	1
23	141260	DECAL, LANDOLL	2
24	158299	PIN, 1 X 7-5/16	1
25	164533	BEARING, FLANGE 1-3/4	12
26	165257	PAD, SLIDE	2
27	165265	GUIDE, DEPTH STOP	1
28	169727	PLATE, DEPTH STOP TALL	1
29	171811	A/R CLAMP ASSEMBLY (SEE PAGE 2-23)	7
30	177372	PLATE, FOLD TOWER FRONT	1
31	179134	LEVELER ASSEMBLY (SEE PAGE 2-21)	1
32	179139	DEPTH STOP TUBE ASSEMBLY (SEE PAGE 2-20)	1
33	179144	PLATE, SHIM	6
34	179146	TUBE, ROUND 1-3/4 X 7/8 X 4	12
35	179147	TUBE, ROUND 1-3/4 X 7/8 X 3	4
36	179445	FRAME, MAIN	1
37	174732	NUT, FLANGE HEAD TOP LOCK 1-8	REF
38	179464	PLATE, SPACER	4
39	179465	PLATE, FOLD TOWER INSIDE	2
40	179472	PLATE, WING STOP MOUNT	2
41	179475	DECAL, 2410F	2
42	179477	PLATE, FOLD TOWER REAR	1
43	179485	BUSHING	4
44	179490	LATCH WELDMENT, WING LOCK	1
45	179491	STOP WELDMENT, WING REST	2
46	179492	LATCH WELDMENT, WING LOCK	1
47	2-150-010174	BUSHING, 1-5/8 X 1-1/4 X 1	4

---

**MAIN FRAME ASSEMBLY**

---

ITEM	PART NO.	DESCRIPTION	QTY.
48	528934	REFLECTOR, YELLOW 2 X 9	1
49	7D642	CLEVIS PIN	1
50	202702-8-8S	ADAPTER	1
51	2062-8-8S	ADAPTER, 90	1
52	1-573-010006	PLACARD, NAME	REF
53	156010	RIVET, BLIND .156 X 1/2 GRIP	REF
54	144115	PIN, GROOVED ALLOY 1/2 X 2-1/4	2
55	144493	PIN, HITCH	2
56	1-512-010005-19	NUT HEX LOCK 1-8 GRB	9
57	1-861-010032-16	WASHER, FLAT 9/16	2
58	169492	BOLT, SHANK CLAMP	REF
59	70260977	SMV EMBLEM	1
60	1-654-010047-06	SCREW,HX CP 1/4-20UNCX1 GR5	2
61	1-512-010005-01	NUT,HEX,SLFLKG GRB 1/4-20	2



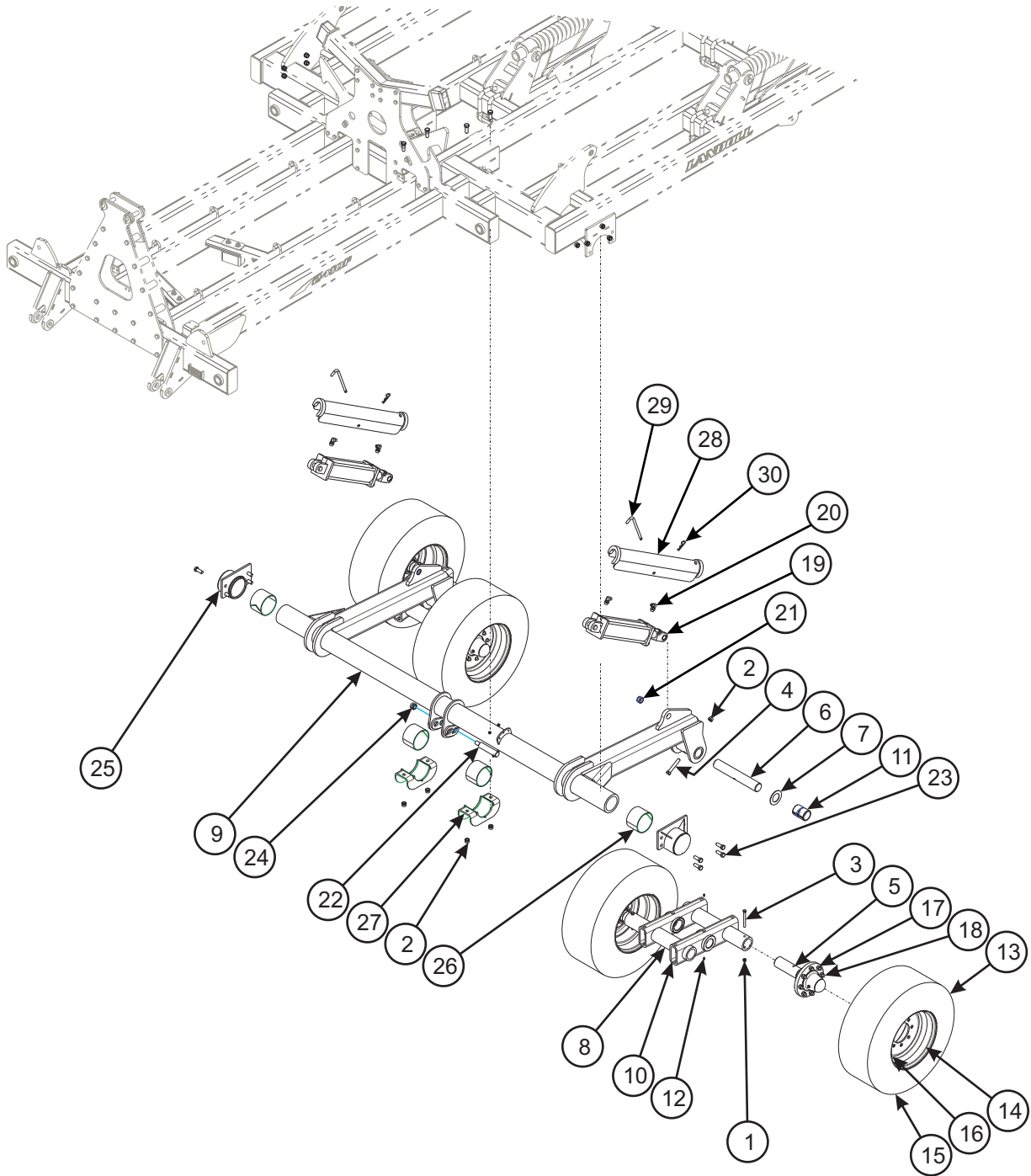
2410f-9-24 wing assy

Figure 2-4: Wing Assembly

## WING ASSEMBLY

ITEM	PART NO.	DESCRIPTION	QTY.			
	180297	LH WING ASSEMBLY (2410F-7-24)	*			
	180298	RH WING ASSEMBLY (2410F-7-24)		*		
	179118	LH WING ASSEMBLY (2410F-9-24)			*	
	179119	RH WING ASSEMBLY (2410F-9-24)				*
1	1-512-010005-15	NUT, HEX LOCK 3/4-10 GRB	16	16	16	16
2	1-654-010061-21	SCREW, HEX HEAD CAP 3/4-10 X 8 GR5	--	--	6	6
3	141260	DECAL, LANDOLL	1	1	1	1
4	161110	EXTENSION WELDMENT	--	--	1	1
5	171811	A/R CLAMP ASSEMBLY (SEE PAGE 2-23)	1	1	2	2
6	173732	WING FRAME WELDMENT, LH	1	--	1	--
7	177263	PLATE, EXTENSION BACKER	--	--	1	1
8	179475	DECAL, MODEL 2410F	1	1	1	1
9	179454	WING FRAME WELDMENT, RH	--	1	--	1
10	179463	CYLINDER, HYDRAULIC 4" X 24" (SEE PAGE 2-83)	4	4	4	4
11	141826	ELBOW, 90 3/4 O-RING 1/16 RESTRICTOR	REF	REF	REF	REF
12	100941	SCREW, HEX HEAD CAP 3/4-10 X 2-1/4 GR8	8	8	8	8
13	144115	PIN, GROOVED ALLOY 1/2 X 2-1/4	11	11	11	11
14	147072	PIN, SPRING SLOTTED 5/16 X 2	8	8	8	8
15	179145	PIN, HINGE	6	6	6	6
16	179148	PIN, 1 X 8-3/4	4	4	4	4
17	1-861-010032-24	WASHER, FLAT 1N	4	4	4	4
18	179455	PLATE, FOUR BOLT	3	3	1	1
19	1-654-010032-05	SCREW, HEX HEAD CAP 3/4-10 X 2 GR8	4	4	4	4
20	1-861-010032-21	WASHER, FLAT 3/4	4	4	4	4
21	101385	NUT, HEX LOCK 1-1/4-7 GRB	6	6	6	6
22	160789	SCREW, HEX HEAD CAP 3/4-10 X 11 GR5	6	6	2	2
23	179470	PIN, 1-3/4 X 7-3/4	2	2	2	2
24	179150	PLATE, CLAMP SLOTTED	6	6	6	6
25	1-647-01004259	SPRING PIN, SLOTTED 3/8 X 3	4	4	4	4
26	528934	REFLECTOR, YELLOW 2 X 9	2	2	2	2
27	164539	WASHER, THRUST 1-3/4	6	6	6	6
28	1-654-010032-25	SCREW, HEX HEAD CAP 3/4-10 X 10 GR5	--	--	4	4

**NOTE:** USE BOTTOM HOLE WHEN INSERTING #22 - PIN HITCH & #9 HEX LOCK NUT, AS SHOWN IN DRAWING.



2410f-9-24 rockshaft assy

**Figure 2-5: Rockshaft Assembly**

## ROCKSHAFT ASSEMBLY

ITEM	PART NO.	DESCRIPTION	QTY.
	179122	ROCKSHAFT ASSEMBLY (PRIOR 1-1-2017)	
	196950	ROCKSHAFT ASSY, 2410FA (AFTER 1-1-2017)	
1	1-512-010005-09	NUT, HEX LOCK 1/2-13 GRB	4
2	1-512-010005-15	NUT, HEX LOCK 3/4-10 GRB	18
3	1-654-010055-15	SCREW, HEX HEAD CAP 1/2-13 X 5 GR5 (PRIOR 1-1-2017)	4
3	100855	SCREW, HHCS,3/4-10X6-1/2 GR5 (AFTER 1-1-2017)	4
4	126108	SCREW, HEX HEAD CAP 3/4-10 X 4-1/2 GR8	2
5	156972	HUB AND SPINDLE ASSEMBLY, 8 BOLT (PRIOR 1-1-2017) (SEE PAGE 2-11)	4
5	170308	HUB & SPINDLE ASSY, 8 BOLT(AFTER 1-1-2017)	4
6	164501	SPINDLE, WALKING BEAM	2
7	164563	WASHER, THRUST 2-1/2	4
8	170296	WALKING BEAM ASSEMBLY, 3-1/4" (PRIOR 1-1-2017) (INCL ITEMS 10-12)	2
8	167553	WALKING BEAM ASSY - 4" (AFTER 1-1-2017)	2
9	177360	ROCKSHAFT	2
10	169167	WALKING TANDEM SPINDLE 3-1/4 SPECIAL	2
11	165286	BUSHING, SPRING 3 X 2-1/2 X 4	4
12	171024	FITTING, GREASE STR LONG 5/16-24	8
13	171010	TIRE AND WHEEL ASSEMBLY (PRIOR 1-1-2017) (INCL ITEMS 14-16)	4
13	170260	TIRE & WHEEL ASSY, 440/55R18 (AFTER 1-1-2017)	4
14	171011	WHEEL, 8 BOLT (USED WITH 380/55R TIRE)	1
14	169749	WHEEL, 18X14, 8 BOLT (USED WITH 440/55R TIRE)	1
15	165236	TIRE, 380/55R 16.5 IMP (PRIOR 1-1-2017)	1
15	169752	TIRE 440/55R18 (AFTER 1-1-2017)	1
16	TR575	VALVE STEM, TUBELESS TIRE	1
17	102600	LUG NUT (8 BOLT) (PRIOR 1-1-2017)	8
17	171773	NUT, HEX FLANGE 3/4-16 GR5 ZP (AFTER 1-1-2017)	8
18	143067	WHEEL STUD (8 BOLT) (PRIOR 1-1-2017)	8
18	171772	BOLT STUD 3/4-16 X 2-3/4 GR8 (AFTER 1-1-2017)	8
19	177346	CYLINDER HYDRAULIC 4-1/2" X 16"	2
20	2062-10-8S	ADAPTER, 90	4
21	2-150-010174	BUSHING, 1-5/8 X 1-1/4 X 1	4
22	144493	PIN, HITCH	2
23	1-654-010061-05	SCREW, HEX HEAD CAP 3/4-10 X 2 GR5	12
24	1-512-010005-19	NUT HEX LOCK 1-8 GRB	4
25	141209	BEARING CAP, LIFT	2
26	140519	BEARING, UHMW 4"	4
27	141234	BEARING CAP, LIFT	2
28	179151	LOCKOUT, 2" X 16"	2
29	104358	L-PIN, CYLINDER STOP	2
30	1-557-010403	PIN, HAIR 1/8	2

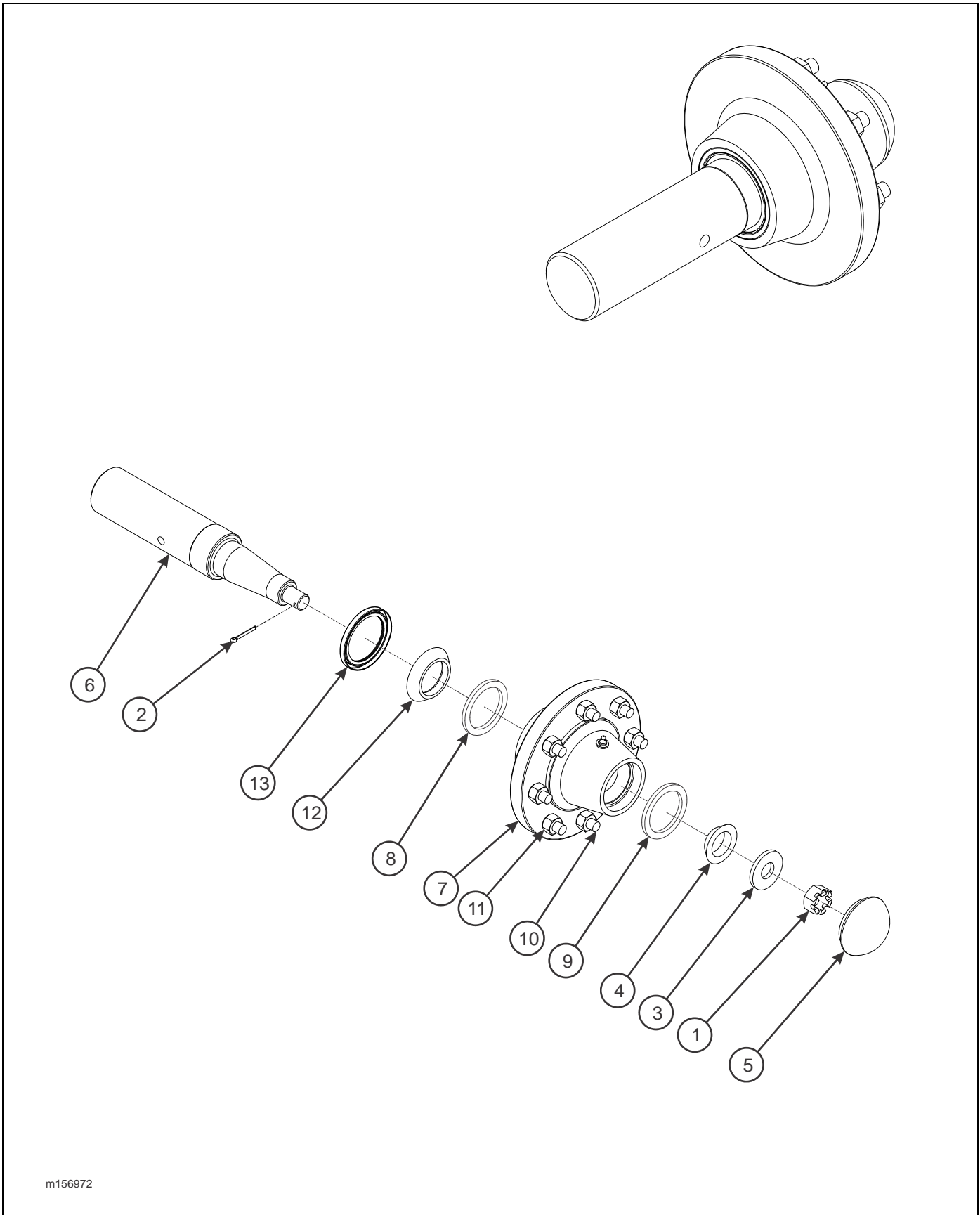


Figure 2-6: Hub and Spindle Assembly, 8-Bolt Prior 1-1-2017



**HUB AND SPINDLE ASSEMBLY, 8 BOLT-PRIOR 1-1-2017**

ITEM	PART NO.	DESCRIPTION	QTY.
	156972	HUB AND SPINDLE ASSEMBLY, 8 BOLT	
1	1-516-010001-20	NUT, HEX SLOT 1-14	1
2	1-557-010362-51	PIN, COTTER 3/16 X 1-1/2	1
3	1-861-010005	WASHER, SPINDLE 1	1
4	102498	BEARING CONE, OUTER 1.625	1
5	102601	HUB CAP, 8 BOLT	1
6	156973	SPINDLE, 3 X 16-1/2	1
7	156974	HUB W/ CUPS, 8 BOLT 7500 LBS. (INCL. ITEMS 8 - 11)	1
8	111962	INNER CUP	1
9	102604	OUTER CUP	1
10	143067	STUD BOLT	8
11	102600	NUT	8
12	156979	CONE BEARING	1
13	159970	SEAL, TRIPLE LIP 4OD X 3ID X 3/8	1
	168859	HUB ASSEMBLY, 8 BOLT (INCL. ITEMS 4-5, 7, 12-13)	

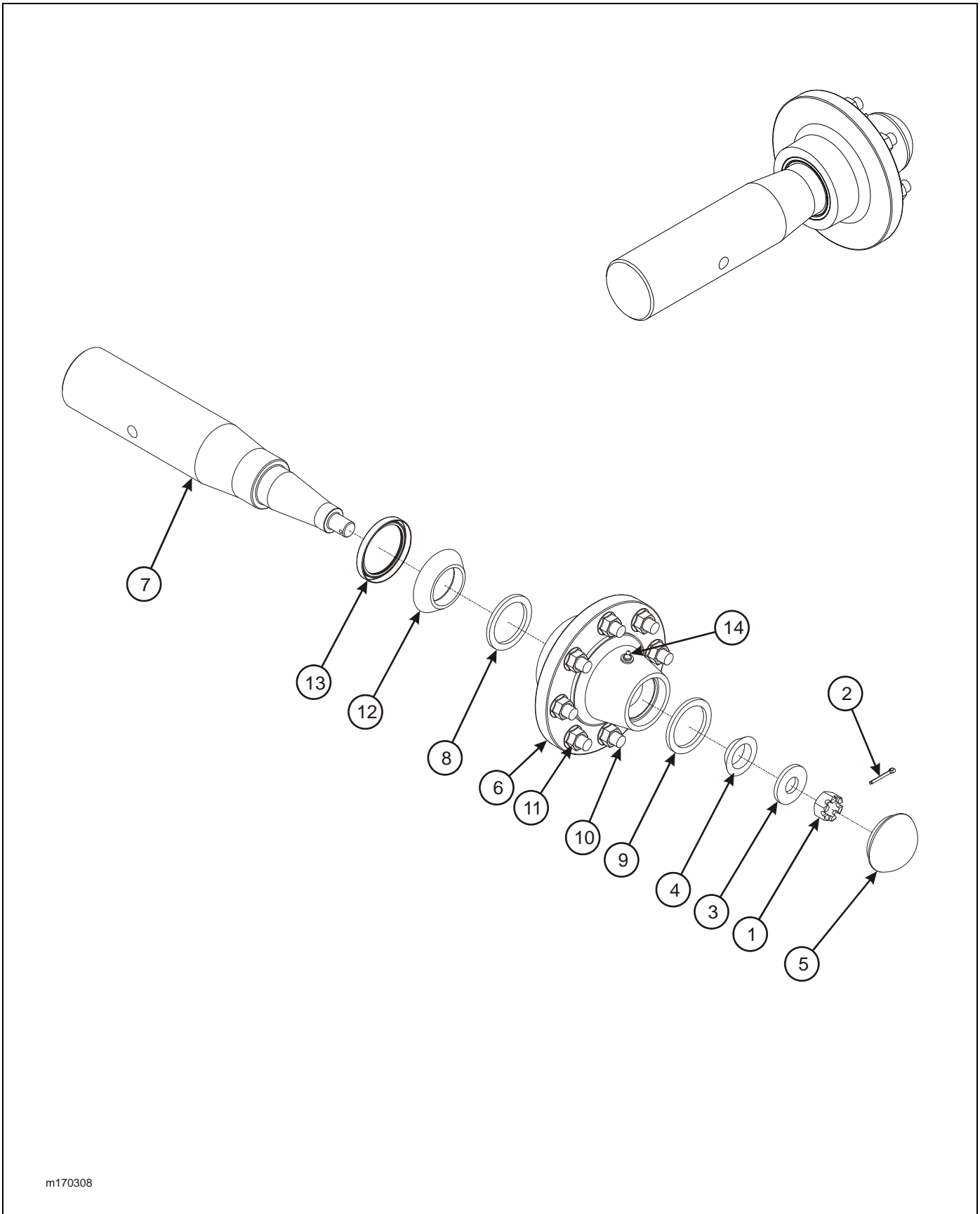


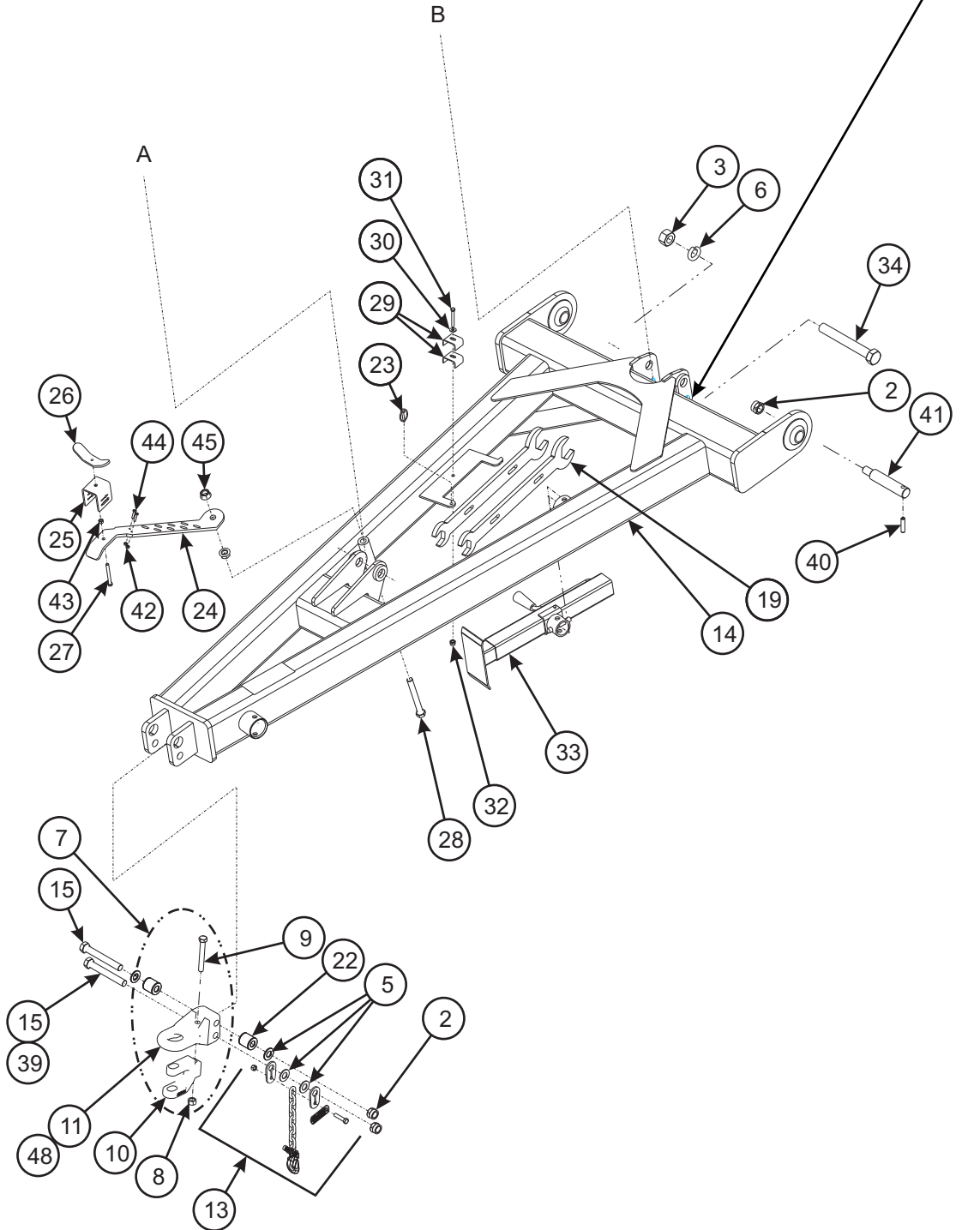
Figure 2-7: Hub and Spindle Assembly, 8-Bolt After 1-1-2017

**HUB AND SPINDLE ASSEMBLY, 8 BOLT-AFTER 1-1-2017**

ITEM	PART NO.	DESCRIPTION	QTY.
	170308	HUB AND SPINDLE ASSEMBLY, 8 BOLT	
1	1-516-010001-20	NUT, HEX SLOT 1-14	1
2	1-557-010362-51	PIN, COTTER 3/16 X 1-1/2	1
3	1-861-010005	WASHER, SPINDLE 1	1
4	102498	BEARING CONE, OUTER 1.625	1
5	102601	HUB CAP, 8 BOLT	1
6	170302	HUB W/ CUPS, 8 BOLT 10,000 LBS. (INCL. ITEMS 8 - 11)	1
7	170309	SPINDLE, 4 X 22-1/4	1
8	171771	INNER CUP	1
9	102604	OUTER CUP	1
10	171772	STUD BOLT 3/4-16 X 2-3/4 GR8	1
11	171773	NUT, HEX FLANGE 3/4-16 GR5	1
12	170310	CONE BEARING	1
13	171107	SEAL, TRIPLE LIP 4-1/8 OD X 3-1/4 ID X 3/8	1
14	5000	FITTING, ZERK 1/8	1

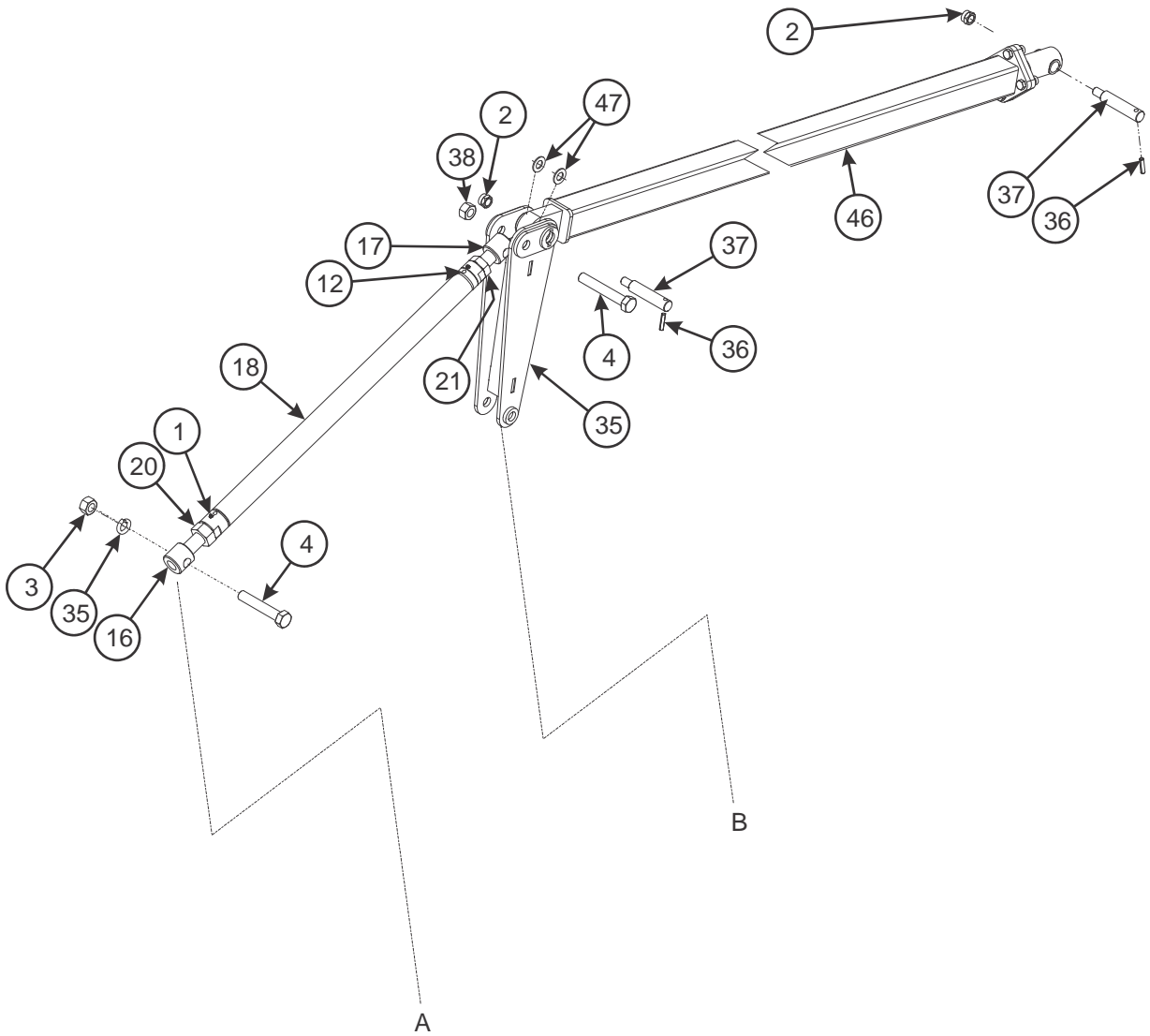
# ILLUSTRATED PARTS LIST

**NOTE:** USE BOTTOM HOLE WHEN INSERTING  
#34 - HEX SCREW, #6 - SPLIT WASHER  
&, #3 - HEX NUT AS SHOWN IN DRAWING.



2410f hitch and lev link assy p1

**Figure 2-8: Hitch and Leveling Linkage Assembly (1 of 2)**



2410f hitch and lev link assy p2

Figure 2-9: Hitch and Leveling Linkage Assembly (2 of 2)

**HITCH AND LEVELING LINKAGE ASSEMBLY**

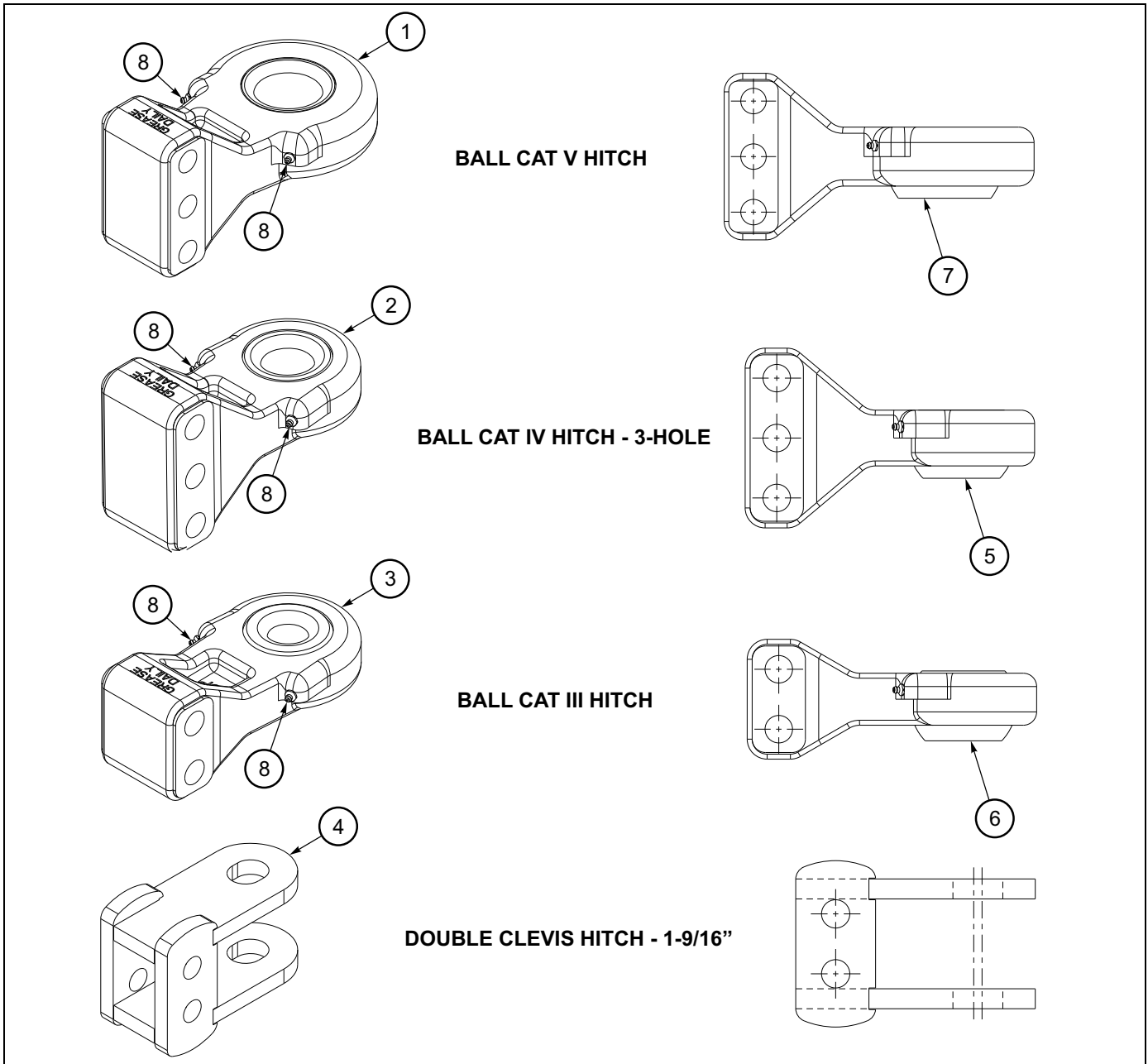
ITEM	PART NO.	DESCRIPTION	QTY.	
	146822	HITCH ASSEMBLY, CAT III	*	
	146832	HITCH ASSEMBLY, CAT IV		*
1	1-298-010001-1	ZERK FITTING 1/4	2	2
2	1-512-010005-19	NUT HEX LOCK 1-8 GRB	9	8
3	1-512-010007-16	NUT, HEX 1-1/4-7	3	3
4	1-654-010123-01	SCREW, HEX HEAD CAP 1-1/4-7 X 8 GR8	2	2
5	1-861-010032-24	WASHER, FLAT 1N	4	4
6	100825	WASHER, SPLIT LOCK 1-1/4	3	3
7	100844	HITCH AND CLEVIS, CAT III (INCL ITEMS 8-11)	1	1
8	1-512-010008-12	NUT, HEX 3/4-16 GRB	1	1
9	1-654-010087-16	SCREW, HEX HEAD CAP 3/4-16 X 5-1/2 GR8	1	1
10	100214	HITCH, CLEVIS	1	1
11	2-375-010601	HITCH, RING, CAT III	1	--
	2-375-010602	HITCH RING, CAT IV	--	1
12	103-0805	PIN, ROLL 1/4 X 1-3/4	2	2
13	141434	SAFETY CHAIN	1	1
	156950	SAFETY CHAIN, 41,000 LB	1	1
14	144473	HITCH WELDMENT	1	1
15	153696	BOLT, HITCH CLEVIS 1-8 X 7-1/2 GR8	2	1
16	155534	RH SCREW ASSEMBLY, RADIUS ROD	1	1
17	155536	LH SCREW ASSEMBLY, RADIUS ROD	1	1
18	155538	RADIUS ROD, HITCH	1	1
19	155564	WRENCH, ADJUSTMENT	2	2
20	155716	NUT, HEX JAM 1-3/4-5 GRB	1	1
21	155717	NUT, HEX JAM 1-3/4-5 LH GRB	1	1
22	2-150-010228	BUSHING, HITCH	2	2
23	70239854	PIN, QUICK HITCH	1	1
24	141246	BRACKET, HOSE HOLDER	1	1
25	141247	CLAMP, HOSE HOLDER	1	1
26	141249	WING NUT, HOSE HOLDER	1	1
27	141807	SCREW, ALL THREAD 3/8-16 X 3-1/2	1	1
28	1-654-010061-19	SCREW, HEX HEAD CAP 3/4-10 X 7 GR5	1	1
29	2-181-010001	HOSE CLAMP (NOT SHOWN)	2	2
30	1-861-010032-11	WASHER, FLAT 3/8W	1	1
31	1-654-010051-16	SCREW, HEX HEAD CAP 3/8-16 X 3-3/4	1	1
32	1-512-010005-05	NUT, HEX LOCK 3/8-16 GRB		
33	140647	JACK, SIDEWIND 7,000 LB (SEE PAGE 2-19)	1	1
34	100808	SCREW, HEX HEAD CAP 1-1/4-7 X 9-1/2 GR8	1	1
35	145190	TOWER, LEVELER	1	1
35	100825	WASHER, SLOTTED LOCK 1-1/4	3	3
36	144115	PIN, GROOVED ALLOY 1/2 X 2-1/4	2	2
37	144493	PIN, HITCH	2	2
38	101385	NUT, HEX LOCK 1-1/4-7 GRB	6	6
39	1-654-010125-22	SCREW, HEX HEAD CAP 1-8 X 8-1/2 GR8	--	1
40	144115	PIN, GROOVED ALLOY 1/2 X 2-1/4	REF	REF
41	144493	PIN, HITCH	REF	REF
42	1-512-010005-01	NUT HEX LOCK 1/4-20 GRB	2	2
43	1-512-010007-07	NUT, HEX 3/8-16	1	1
44	1-654-010047-06	SCREW, HEX HEAD CAP 1/4-20 X 1 GR5	2	2

---

**HITCH AND LEVELING LINKAGE ASSEMBLY**

---

ITEM	PART NO.	DESCRIPTION	QTY.	
45	103841	NUT, FLANGE PREVAILING TORQUE 3/4-10	2	2
46	179134	LEVELER ASSEMBLY (SEE PAGE 2-21)	REF	REF
47	116100	WASHER, FLAT 1-1/4N	2	2
48	189451	HITCH, BALL CAT IV, 3-HOLE (SEE PAGE 2-18)	1	1



**Figure 2-10: Hitch Assemblies**

**HITCH ASSEMBLIES**

ITEM	PART NO.	DESCRIPTION	QTY.
1	177032	HITCH, BALL V	1
2	189451	HITCH, BALL CAT IV, 3-HOLE	1
3	177030	HITCH, BALL CAT III	1
4	161500	HITCH CLEVIS, DOUBLE 1-9/16"	1
5	189454	BUSHING, SPHERICAL, 2" ID	1
6	189453	BUSHING, SPHERICAL, 1-1/2" ID	1
7	189468	BUSHING, SPHERICAL, 2-3/4" ID	1
8	1-298-010001-01	ZERK	1



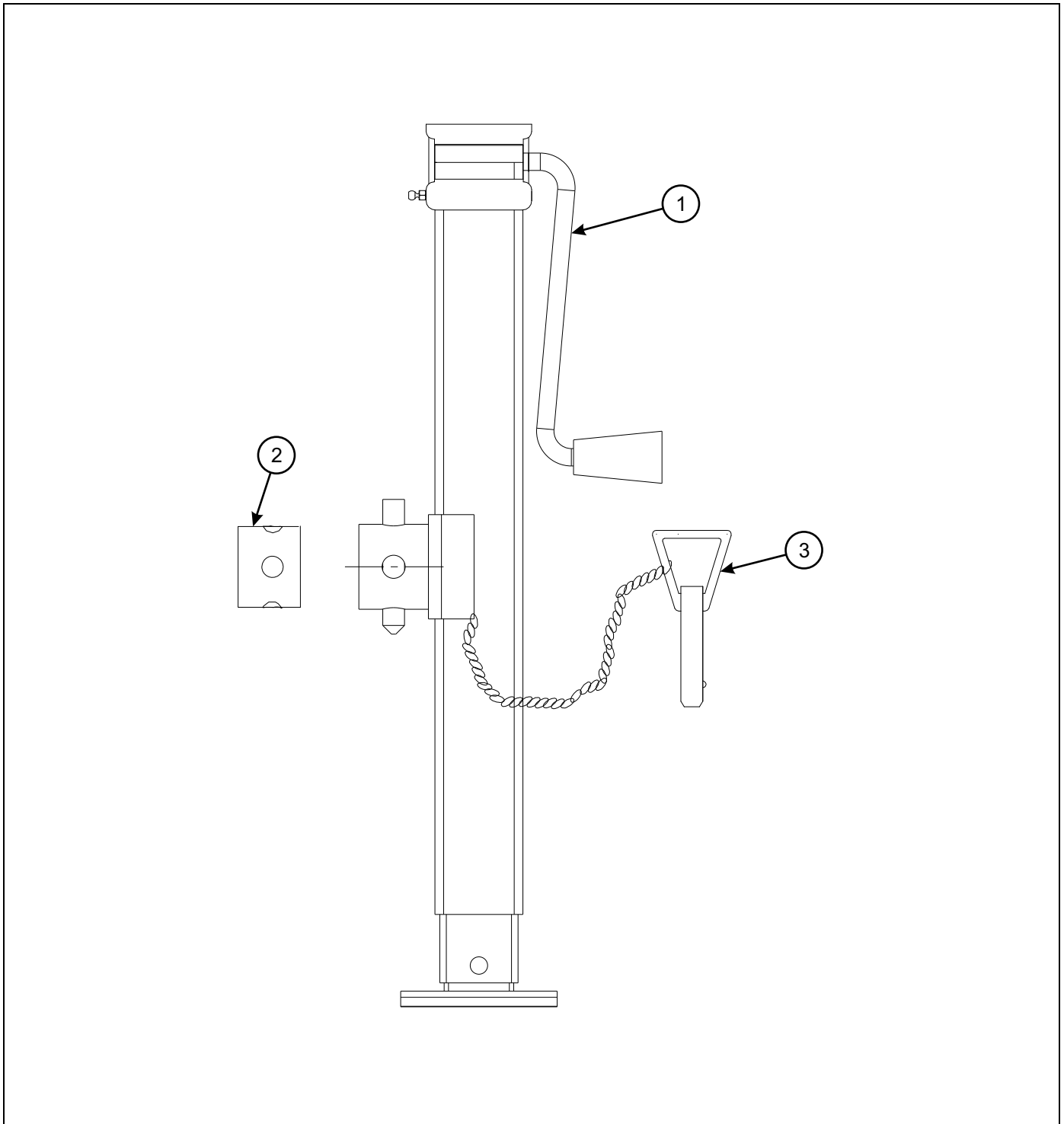


Figure 2-11: 7,000 Lb. Sidewind Jack Assembly

### 7,000 Lb. Sidewind Jack Assembly

ITEM	PART NO.	DESCRIPTION	QTY.
	140647	JACK, SIDEWIND 7000LB	
1	500171	HANDLE FOR JACK	1
2	142194	5/8" PIN	1
3	141250	TUBE, RD, JACK MOUNT	1

## ILLUSTRATED PARTS LIST

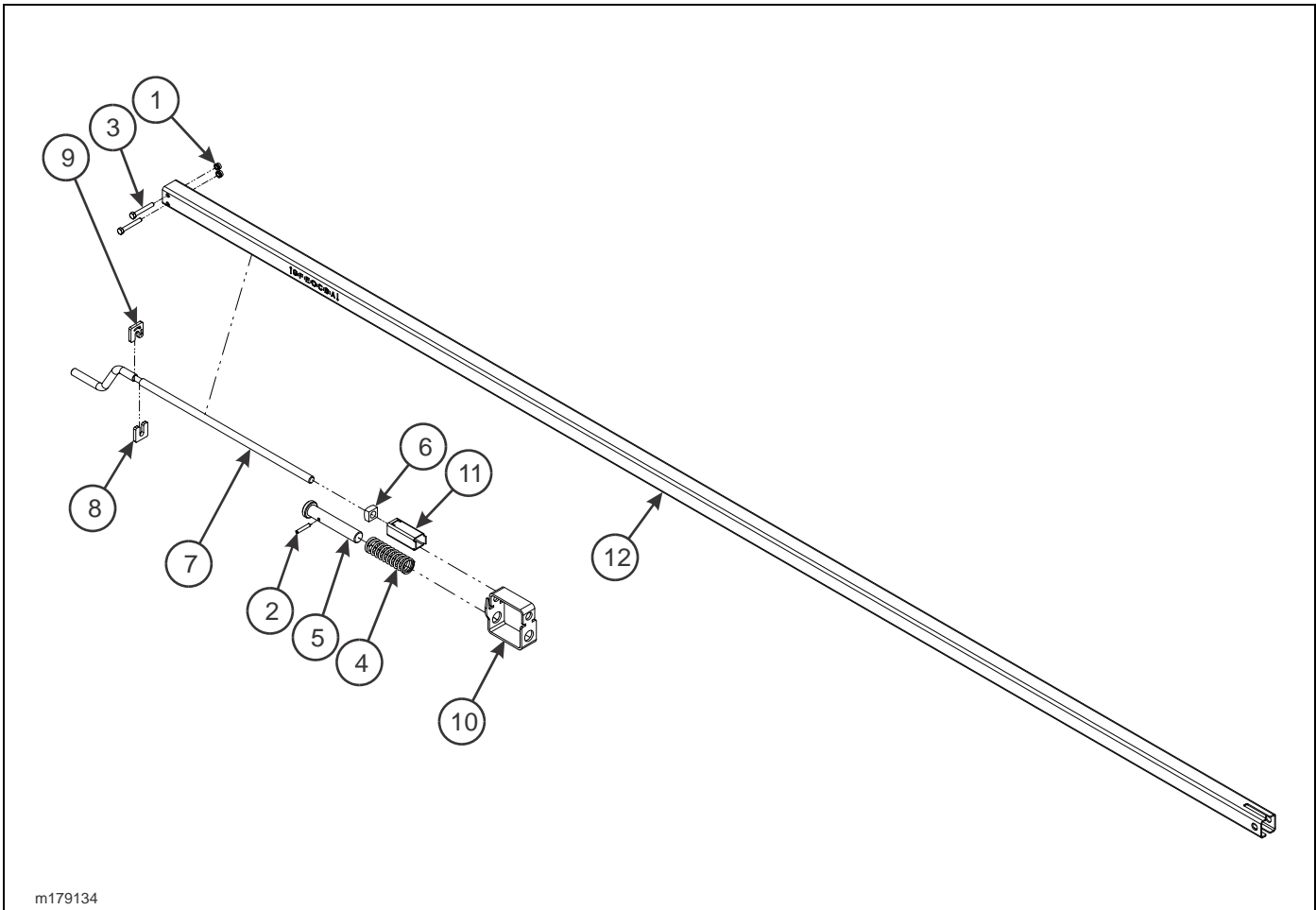


Figure 2-12: Depth Stop Tube Assembly

## DEPTH STOP TUBE ASSEMBLY

ITEM	PART NO.	DESCRIPTION	QTY.
	179139	STANDARD LIFT ASSEMBLY	
1	1-512-010005-03	NUT, HEX LOCK 5/16-18 GRB	2
2	1-647-010004217	PIN, SPRING SLOTTED 1/4 X 1-1/2	4
3	108628	SCREW, HEX HEAD CAP 5/16-18 X 2-1/4 GR5	2
4	122917	SPRING, COMPRESSION 4-1/2	1
5	141213	PIN, DEPTH STOP	1
6	144048	NUT, SQUARE 5/8-11 GR5	1
7	165258	HANDLE, DEPTH STOP	1
8	165259	STOP, HANDLE LONG	1
9	165260	STOP, HANDLE SHORT	1
10	165262	SQUARE TUBE, DEPTH STOP	1
11	166717	SQUARE TUBE, FLOATING	1
12	179140	SQUARE TUBE, DEPTH STOP	1

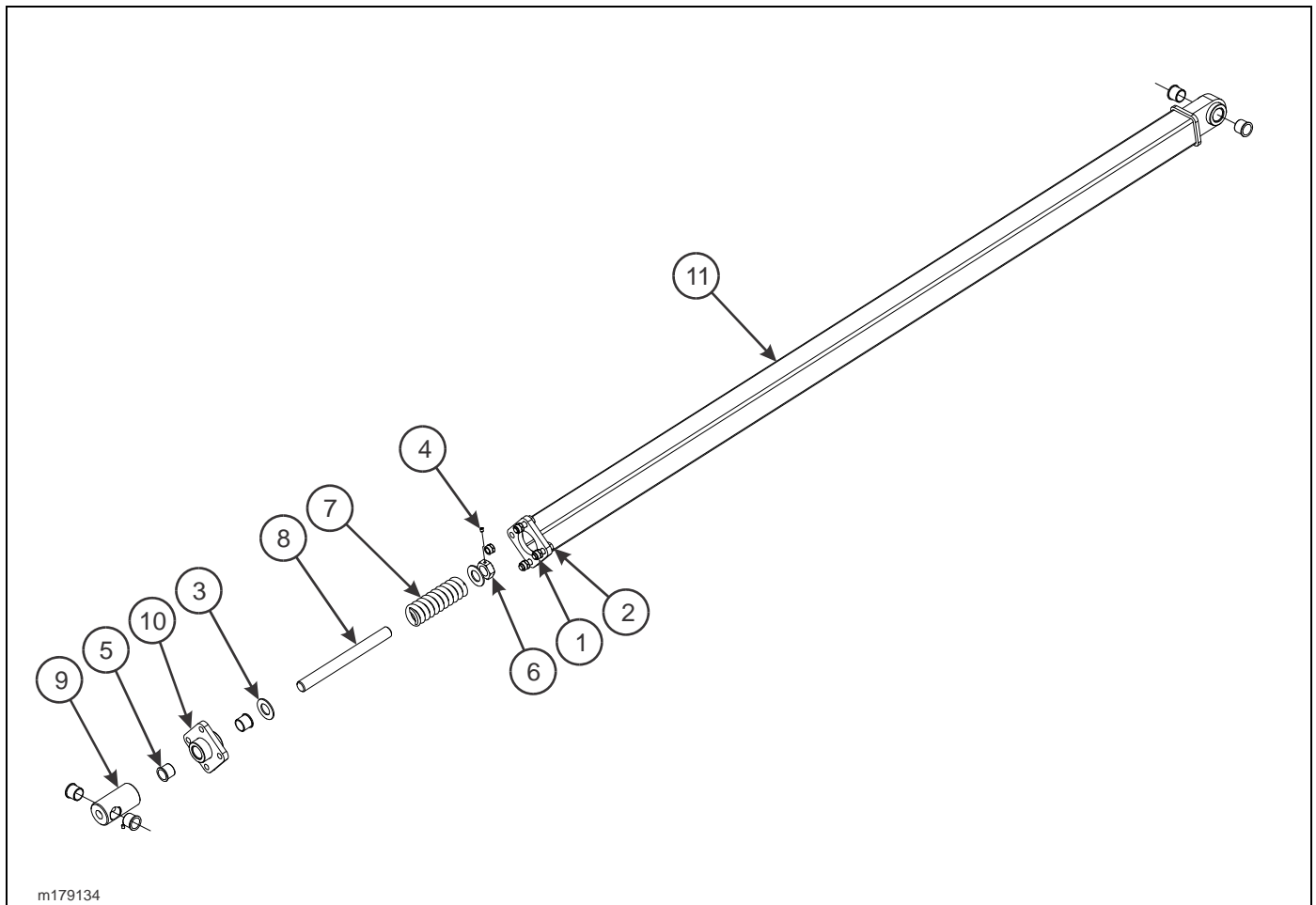
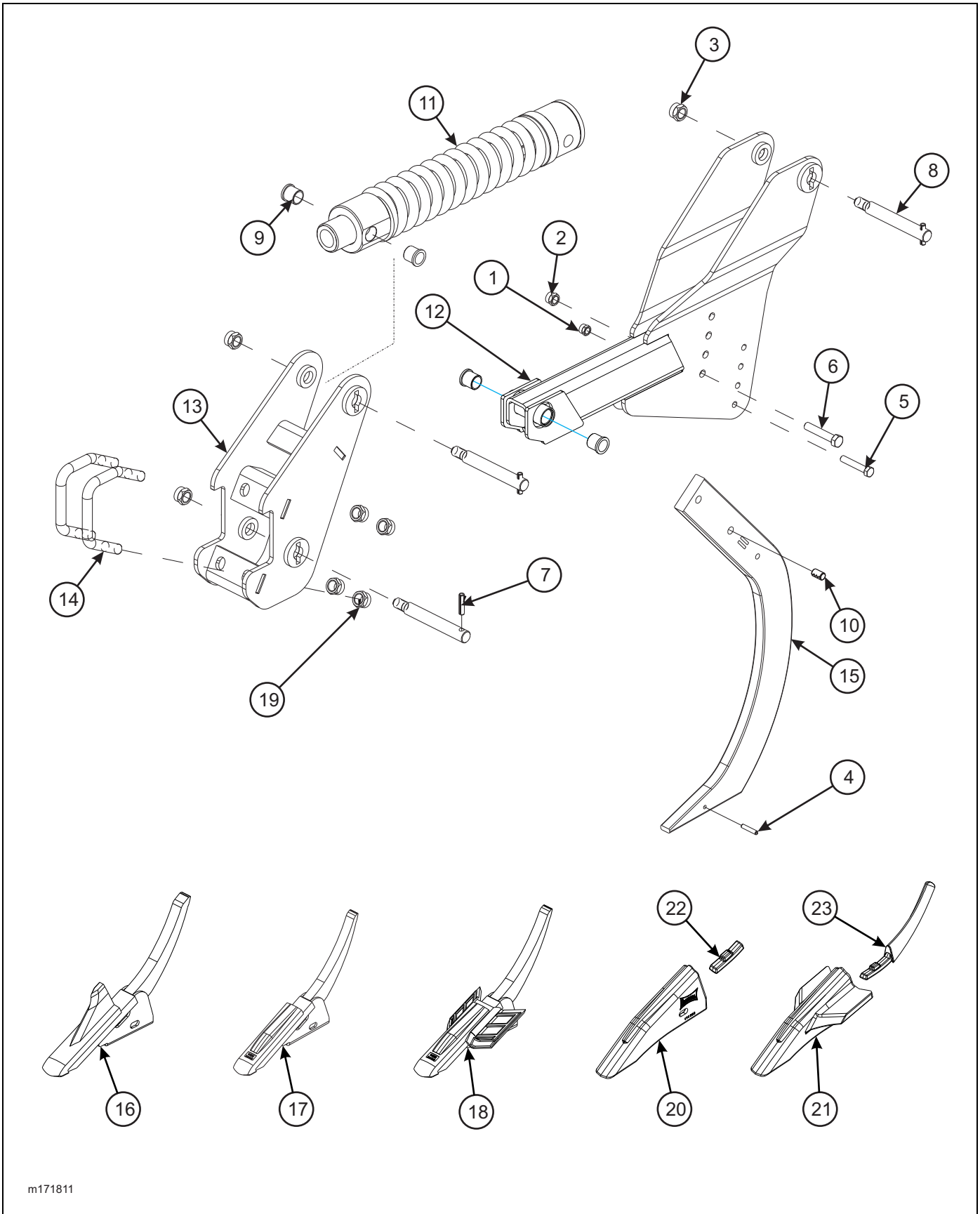


Figure 2-13: Leveler Assembly

## LEVELER ASSEMBLY

ITEM	PART NO.	DESCRIPTION	QTY.
	179134	LEVELER ASSEMBLY	
1	1-512-010005-15	NUT, HEX LOCK 3/4-10 GRB	2
2	1-654-010061-07	SCREW, HEX HEAD CAP 3/4-10 X 2-1/2 GR5	2
3	1-861-010032-32	WASHER, FLAT 1-1/2N	2
4	122709	SCREW, SET HEX SOCKET CUP POINT 3/8-16 X 1/2	2
5	140599	BEARING, FLANGE 1-1/2	6
6	140610	NUT, HEX JAM W/O SET SCREW	1
7	140649	SPRING, LEVELER	1
8	149581	ROD, LEVELER SCREW	1
9	149582	PIVOT BLOCK, LEVELER TUBE	1
10	158803	SLIDE, LEVELER	1
11	179135	LEVELER TUBE	1



m171811

Figure 2-14: Shank Clamp Assembly

## SHANK CLAMP ASSEMBLY

ITEM	PART NO.	DESCRIPTION	QTY.
	171811	A/R CLAMP ASSEMBLY	
1	1-512-010005-13	NUT, HEX LOCK 5/8-11 GRB	1
2	1-512-010005-15	NUT, HEX LOCK 3/4-10 GRB	1
3	1-512-010005-19	NUT, HEX LOCK 1-8 GRB	3
4	1-647-010004255	PIN, SPRING SLOTTED 3/8 X 2	1
5	154172	SCREW, HEX HEAD CAP 5/8-11 X 3-3/4 GR5	1
6	1-654-010061-13	SCREW, HEX HEAD CAP 3/4 -10 X 4 GR5	1
7	141251	SPRING PIN, SLOTTED 1/2 X 2-1/4	3
8	144457	PIN, SHANK	3
9	144460	BEARING, FLANGE 1-1/4	4
10	150244	BUSHING, CONNEX 5/8 X 3/4 X 1-1/4	1
11	191067	SPRING ASSEMBLY	1
12	169484	CLAMP WELDMENT, SHANK 1-1/4"	1
13	169486	CLAMP TOOLBAR WELDMENT, SHANK	1
14	169492	BOLT, SHANK CLAMP	2
15	169493	SHANK, BOLT-IN 1-1/4 X 4	1
16	169498	POINT, SHARK FIN 1-1/4"	1
17	169502	POINT, V-CAP 1-1/4"	1
18	169510	POINT, WINGED SUBSOILER 1-1/4"	1
19	174732	NUT, FLANGE HEAD TOP LOCK 1-8	4
20	177260	POINT, CAST V-CAP	1
21	182228	POINT - CAST WING 7	1
22	191121	SPACER POINT	1
23	177261	WEARSHIN, CAST WP1	1

ILLUSTRATED PARTS LIST

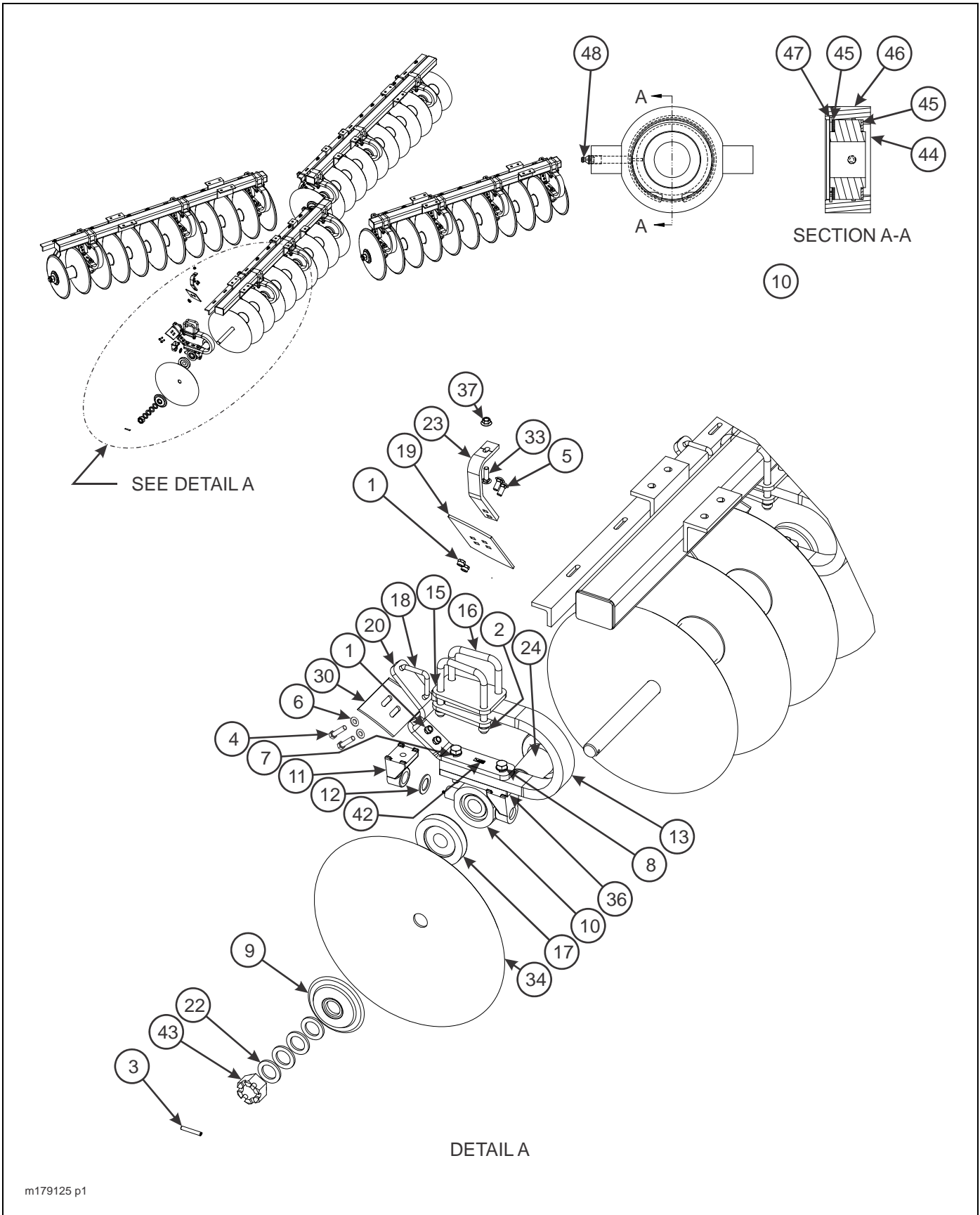


Figure 2-15: Disc Gang Assembly, 26" (1 of 2)

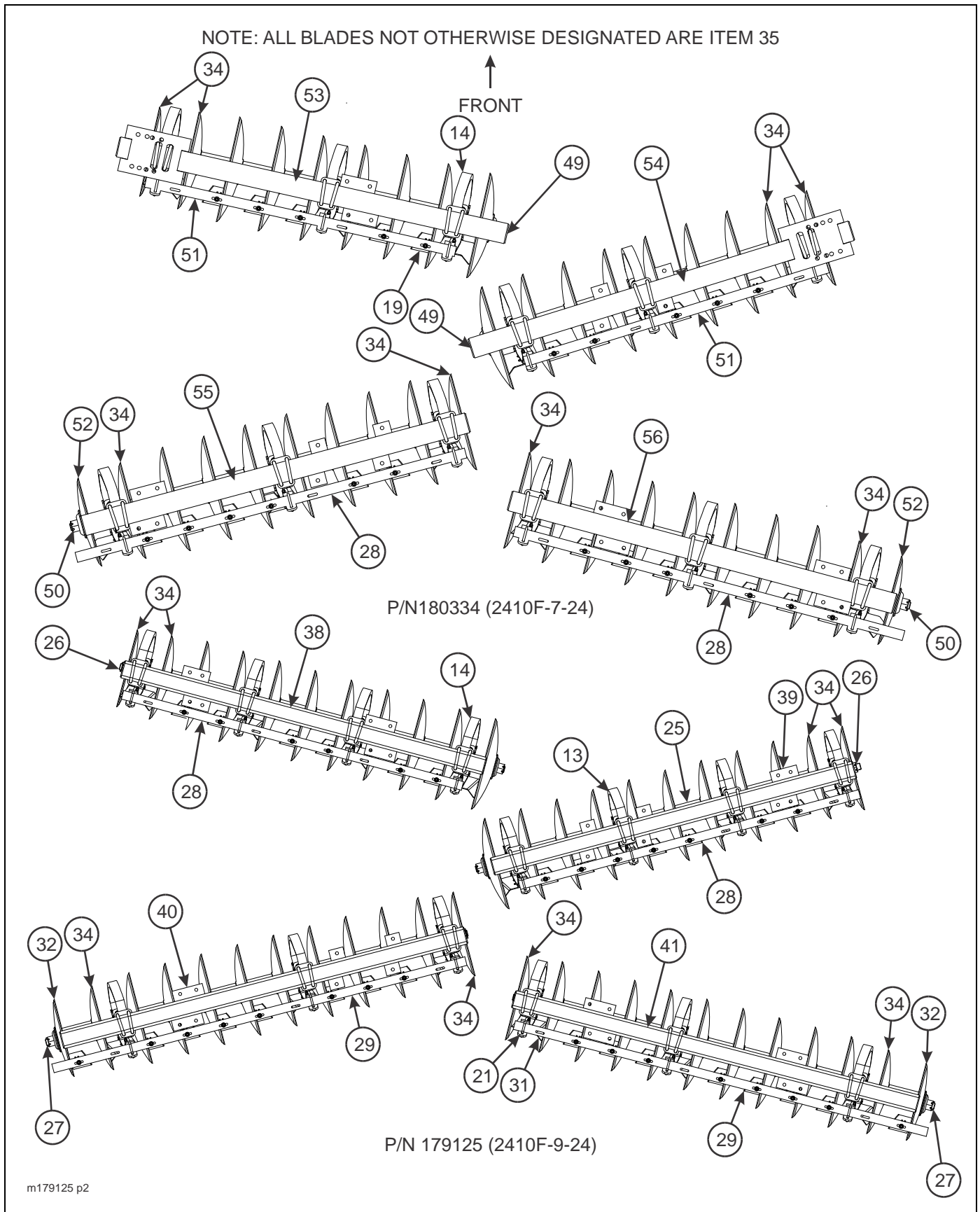


Figure 2-16: Disc Gang Assembly, 26" (2 of 2)

**DISC GANG ASSEMBLY, 26"**

ITEM	PART NO.	DESCRIPTION	QTY.	
	180334	DISC GANG ASSEMBLY 26-1/4" (2410F-7-24)	*	
	179125	DISC GANG ASSEMBLY 26" (2410F-9-24)	*	
1	1-512-010005-09	NUT, HEX LOCK 1/2-13 GRB	92	108
2	1-512-010005-15	NUT, HEX LOCK 3/4-10 GRB	48	56
3	1-647-010004257	ROLL PIN, SLOTTED 3/8 X 2-1/2	8	8
4	1-654-010055-05	SCREW, HEX HEAD CAP 1/2-13 X 2 GR5	24	28
5	1-654-010070-02	SCREW, RD HEAD SQ NECK 1/2-13 X 1-3/4 GR5	44	52
6	1-861-010032-14	WASHER, FLAT 1/2N	24	28
7	1-861-010034-17	WASHER, SPLIT LOCK 3/4	24	28
8	114029	SCREW, HEX HEAD CAP 3/4-10 X 4 GR8	24	28
9	140469	END COLLAR	8	8
10	140477	BEARING, DISC 1.775 ID ASSEMBLY (INCL ITEMS 44-48)	12	14
11	140479	MOUNT, TRUNNION BEARING	24	28
12	140480	WASHER, TRUNNION	12	14
13	140481	SHANK, DISC BEARING RIGHT	6	7
14	140482	SHANK, DISC BEARING LEFT	6	7
15	140483	PLATE, DISC SHANK MOUNT	24	28
16	140484	U-BOLT 3/4 X 5	24	28
17	140485	HALF SPOOL, CONCAVE	12	14
18	140487	U-BOLT, SCRAPER BAR MOUNT	12	14
19	140488	SCRAPER, 4-1/2	22	26
20	140490	MOUNT, SCRAPER BAR RIGHT	6	7
21	140491	MOUNT, SCRAPER BAR LEFT	6	7
22	141154	WASHER, GANG SHAFT	20	20
23	144155	ARM, SCRAPER	22	26
24	148363	HALF SPOOL, CONVEX	12	14
25	148364	SPOOL WELDMENT, 10-1/2	23	26
26	149594	SHAFT, GANG 112"	--	2
27	149595	SHAFT, GANG 122-1/2	--	2
28	149606	SCRAPER BAR, 10-1/2 SP 9 HOLE	2	2
29	149608	SCRAPER BAR, 10-1/2 SP 11 HOLE	--	2
30	150231	SCRAPER, DUAL RIGHT 10-1/2	6	7
31	150232	SCRAPER, DUAL LEFT 10-1/2	6	7
32	155617	DISC BLADE 22" X 1/4" 1-3/4 ID	--	2
33	160161	SHAKER BOLT, 1/2-13 X 1-3/4 GR8	22	28
34	161530	DISC BLADE 24" X 1/4 X 1-3/4	8	6
35	169575	DISC BLADE 26" X 1/4 X 1-3/4	28	34
36	169601	PLATE, GANG SPACER	12	14
37	172509	NUT, WIDE FLANGE TOP LOCK 1/2-13	22	28
38	173743	GANG BAR	--	1
39	173744	GANG BAR	--	1
40	173745	GANG BAR	--	1
41	173746	GANG BAR	--	1
42	2-573-010330-02	DECAL, LUBRICATION 10 HOURS	12	14
43	23085	NUT, HEX SLOTTED 1-3/4 - 5	8	8
44	140464	BEARING, DISC 1.775ID	1	1
45	140473	WASHER, BEARING	2	2
46	140475	CASTING, TRUNNION BEARING	1	1
47	140476	INTERNAL RETAINING RING	1	1



**DISC GANG ASSEMBLY, 26"**

ITEM	PART NO.	DESCRIPTION	QTY.	
48	5000	ZERK, FITTING 1/8	1	1
49	149592	SHAFT, GANG 90-1/2"	2	--
50	149593	SHAFT, GANG 101"	2	--
51	149604	SCRAPER BAR, 10-1/2 SP 7 HOLE	2	--
52	155618	DISC BLADE 22" X 1/4 1-3/4" ID	2	--
53	180289	GANG BAR	1	--
54	180290	GANG BAR	1	--
55	180291	GANG BAR	1	--
56	180292	GANG BAR	1	--

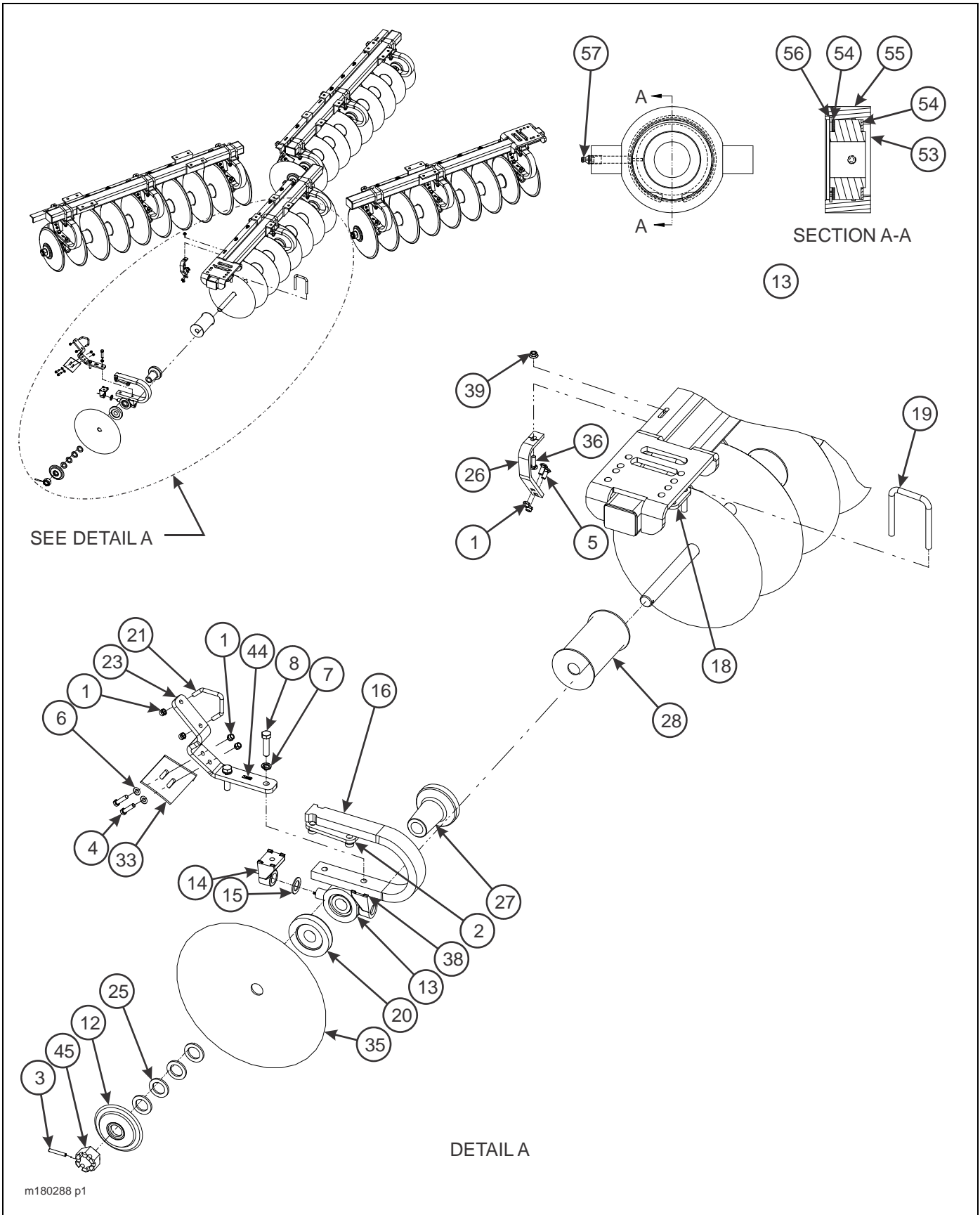
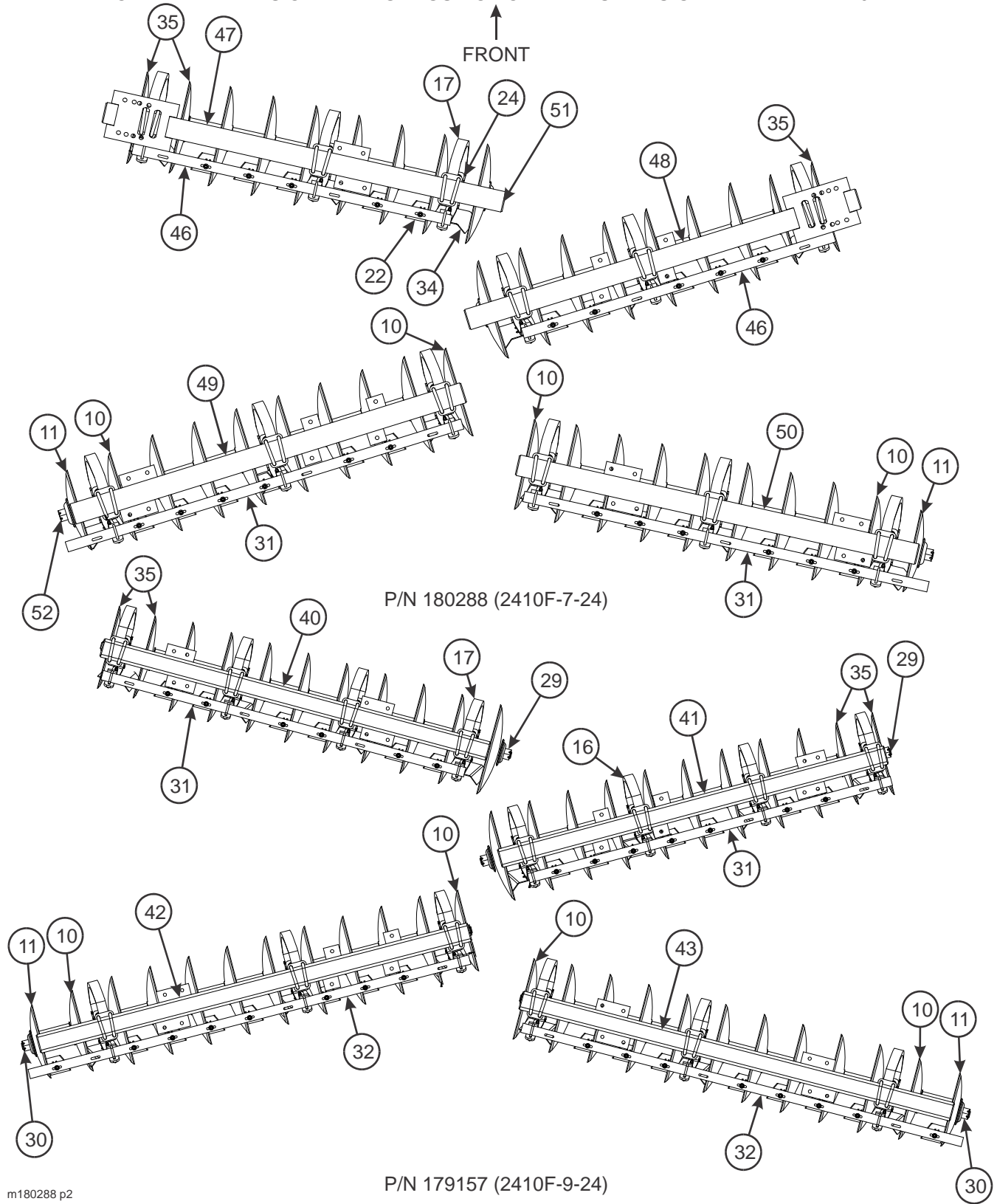


Figure 2-17: Disc Gang Assembly, 24" (1 of 2)

NOTE: ALL BLADES ON FRONT GANGS NOT OTHERWISE DESIGNATED ARE ITEM 37  
 NOTE: ALL BLADES ON REAR GANGS NOT OTHERWISE DESIGNATED ARE ITEM 9



m180288 p2

P/N 179157 (2410F-9-24)

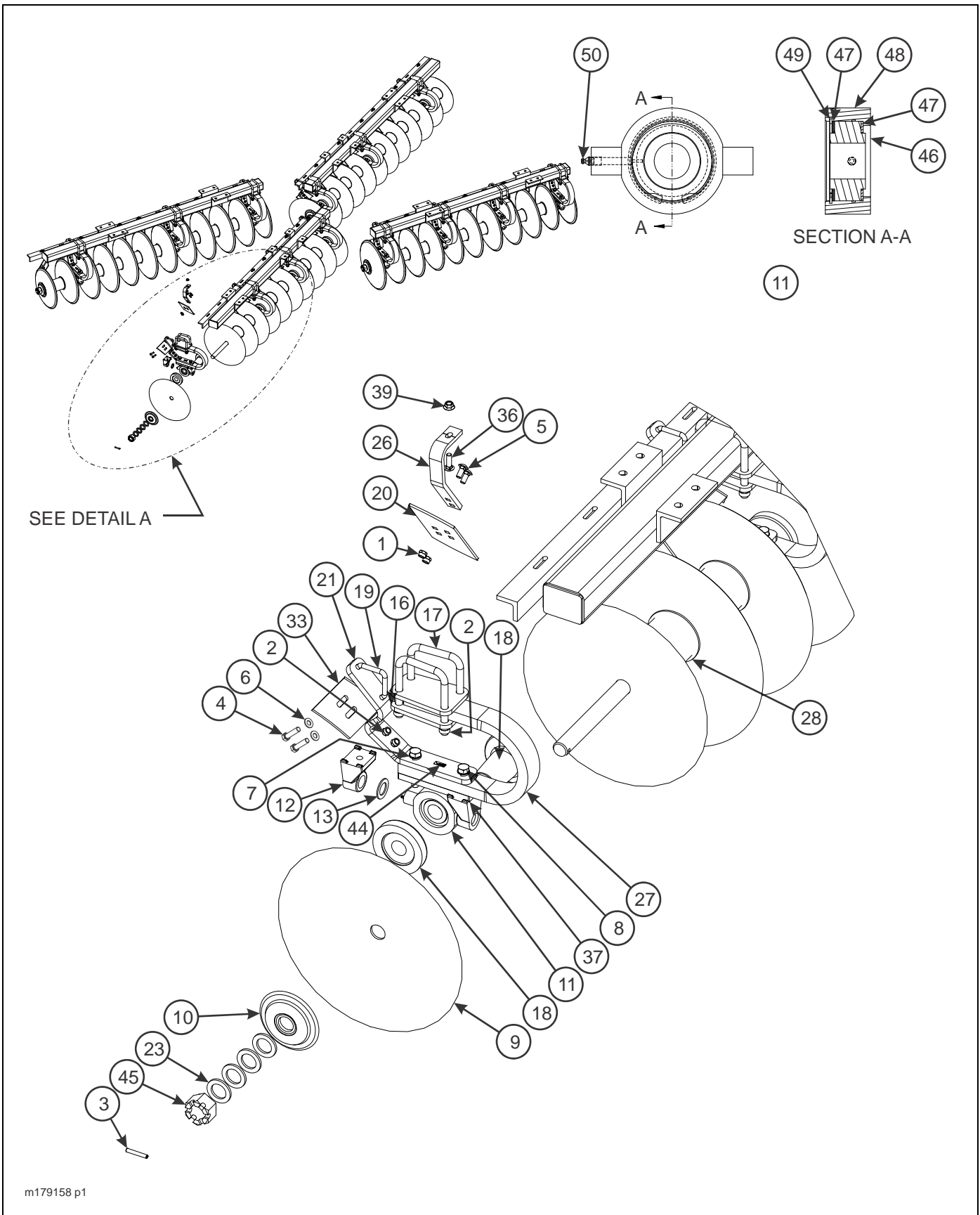
Figure 2-18: Disc Gang Assembly, 24" (2 of 2)

**DISC GANG ASSEMBLY, 24"**

ITEM	PART NO.	DESCRIPTION	QTY.	
	180288	DISC GANG ASSEMBLY 24" (2410F-7-24)	*	
	179157	DISC GANG ASSEMBLY 24" (2410F-9-24)	*	
1	1-512-010005-09	NUT, HEX LOCK 1/2-13 GRB	92	114
2	1-512-010005-15	NUT, HEX LOCK 3/4-10 GRB	48	56
3	1-647-010004257	ROLL PIN, SLOTTED 3/8 X 2-1/2	8	8
4	1-654-010055-05	SCREW, HEX HEAD CAP 1/2-13 X 2 GR5	24	28
5	1-654-010070-02	SCREW, RD HEAD SQ NECK 1/2-13 X 1-3/4 GR5	44	58
6	1-861-010032-14	WASHER, FLAT 1/2N	24	28
7	1-861-010034-17	WASHER, SPLIT LOCK 3/4	24	28
8	114029	SCREW, HEX HEAD CAP 3/4-10 X 4 GR8	--	28
	1-654-010032-09	SCREW, HEX HEAD CAP 3/4-10 X 3 GR8	24	--
9	140465	DISC BLADE 24" X 1/4 X 1-3/4	14	18
10	140466	DISC BLADE 22" X 1/4 X 1-3/4	4	4
11	140467	DISC BLADE 20" X 1/4 X 1-3/4	2	2
12	140469	END COLLAR	8	8
13	140477	BEARING, DISC 1.775 ID ASSEMBLY (INCL ITEMS 53-57)	12	14
14	140479	MOUNT, TRUNNION BEARING	24	28
15	140480	WASHER, TRUNNION	12	14
16	140481	SHANK, DISC BEARING RIGHT	6	7
17	140482	SHANK, DISC BEARING LEFT	6	7
18	140483	PLATE, DISC SHANK MOUNT	24	28
19	140484	U-BOLT 3/4 X 5	24	28
20	140485	HALF SPOOL, CONCAVE	12	14
21	140487	U-BOLT, SCRAPER BAR MOUNT	12	14
22	140488	SCRAPER, 4-1/2	22	29
23	140490	MOUNT, SCRAPER BAR RIGHT	6	7
24	140491	MOUNT, SCRAPER BAR LEFT	6	7
25	141154	WASHER, GANG SHAFT	20	20
26	144155	ARM, SCRAPER	22	29
27	148363	HALF SPOOL, CONVEX	12	14
28	148364	SPOOL WELDMENT, 10-1/2	23	28
29	149594	SHAFT, GANG 112"	--	2
30	149595	SHAFT, GANG 122-1/2"	--	2
31	149606	SCRAPER BAR, 10-1/2 SP 9 HOLE	2	2
32	149608	SCRAPER BAR, 10-1/2 SP 11 HOLE	--	2
33	150231	SCRAPER, DUAL RIGHT 10-1/2	2	7
34	150232	SCRAPER, DUAL LEFT 10-1/2	6	7
35	155617	DISC BLADE 22" X 1/4" 1-3/4 ID	4	4
36	160161	SHAKER BOLT, 1/2-13 X 1-3/4 GR8	22	29
37	161530	DISC BLADE 24" X 1/4 X 1-3/4	14	18
38	169601	PLATE, GANG SPACER	--	14
39	172509	NUT, WIDE FLANGE TOP LOCK 1/2-13	22	29
40	173743	GANG BAR	--	1
41	173744	GANG BAR	--	1
42	173745	GANG BAR	--	1
43	173746	GANG BAR	--	1
44	2-573-010330-02	DECAL, LUBRICATION 10 HOURS	12	14
45	23085	NUT, HEX SLOTTED 1-3/4 - 5	8	8
46	149604	SCRAPER BAR 10-1/2 SP 7 HOLE	2	--

**DISC GANG ASSEMBLY, 24"**

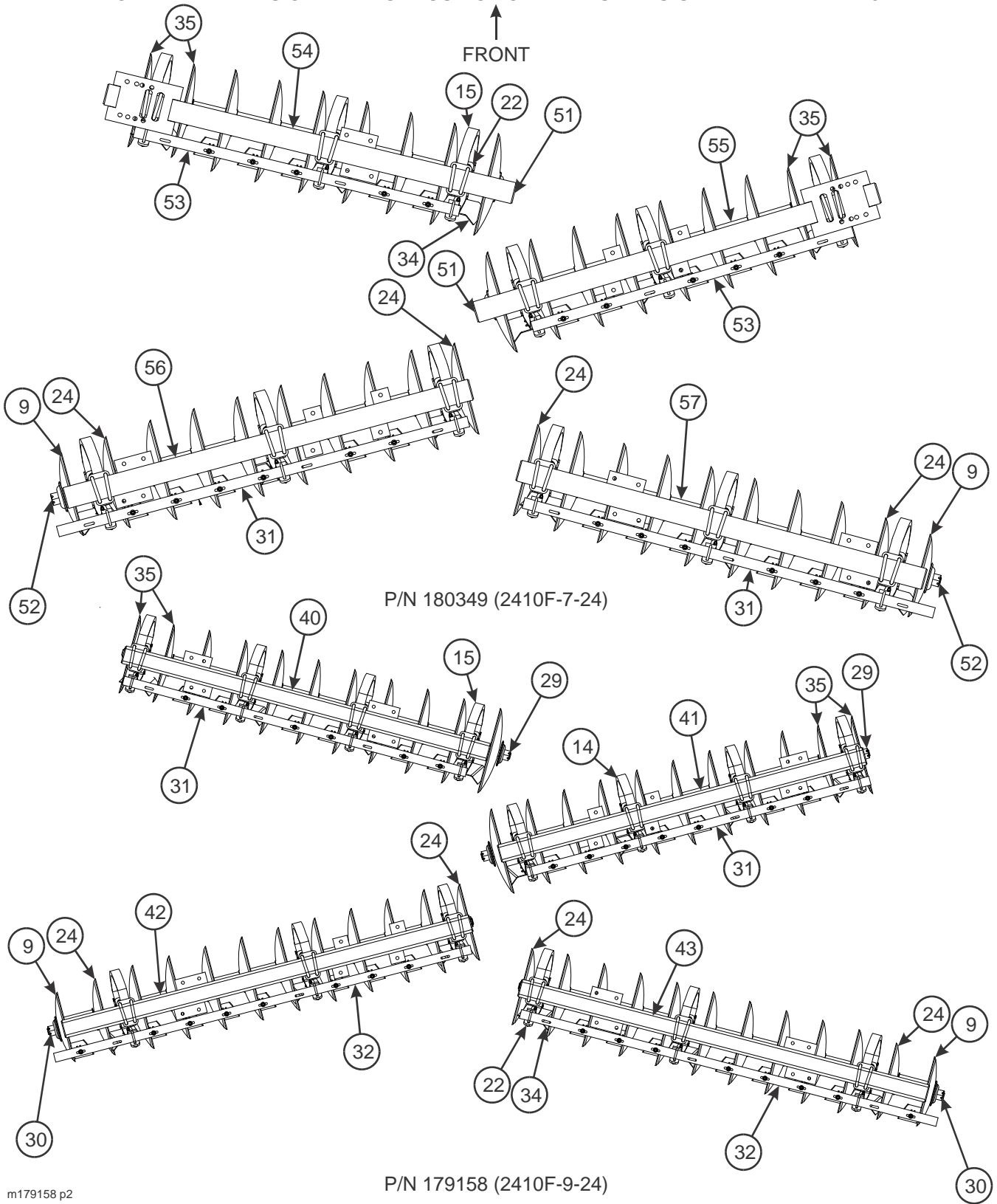
ITEM	PART NO.	DESCRIPTION	QTY.	
47	180289	GANG BAR	1	--
48	180290	GANG BAR	1	--
49	180291	GANG BAR	1	--
50	180292	GANG BAR	1	--
51	149592	SHAFT, GANG 90-1/2"	2	--
52	149593	SHAFT, GANG 101"	2	--
53	140464	BEARING, DISC 1.775ID	1	1
54	140473	WASHER, BEARING	2	2
55	140475	CASTING, TRUNNION BEARING	1	1
56	140476	INTERNAL RETAINING RING	1	1
57	5000	ZERK, FITTING 1/8	1	1



m179158 p1

Figure 2-19: Disc Gang Assembly, 24" Rollable (1 of 2)

NOTE: ALL BLADES ON FRONT GANGS NOT OTHERWISE DESIGNATED ARE ITEM 38  
 NOTE: ALL BLADES ON REAR GANGS NOT OTHERWISE DESIGNATED ARE ITEM 25



m179158 p2

Figure 2-20: Disc Gang Assembly, 24" Rollable (2 of 2)

**DISC GANG ASSEMBLY, 24" ROLLABLE**

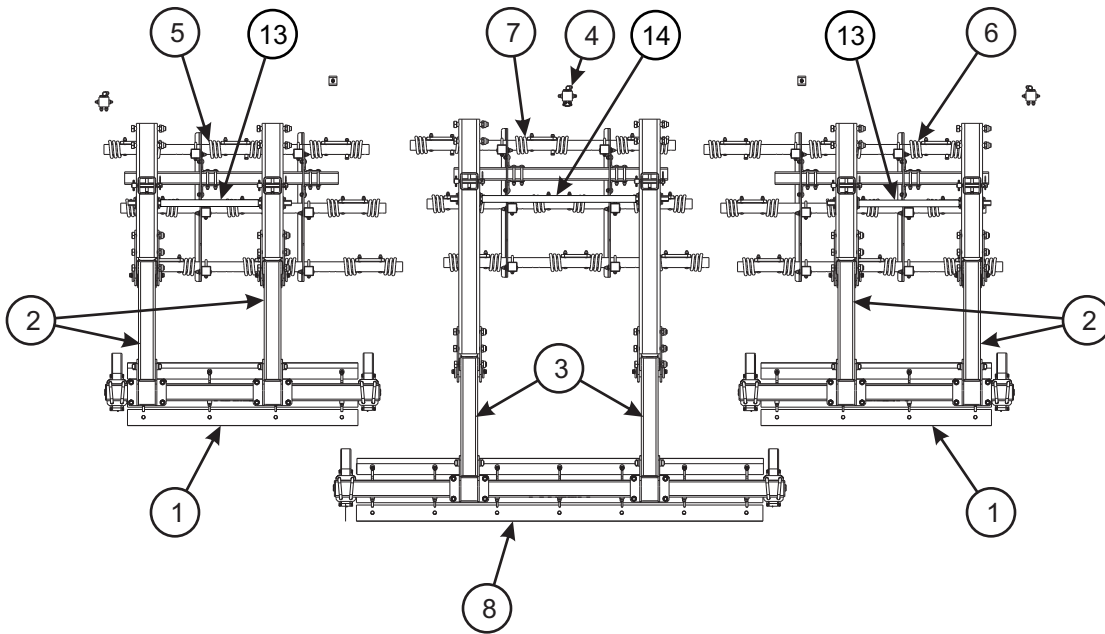
ITEM	PART NO.	DESCRIPTION	QTY.	
	180349	DISC GANG ASSEMBLY 24" ROLLABLE (2410F-7-24)	*	
	179158	DISC GANG ASSEMBLY 24" ROLLABLE (2410F-9-24)	*	
1	1-512-010005-09	NUT, HEX LOCK 1/2-13 GRB	92	114
2	1-512-010005-15	NUT, HEX LOCK 3/4-10 GRB	48	56
3	1-647-010004257	ROLL PIN, SLOTTED 3/8 X 2-1/2	8	8
4	1-654-010055-05	SCREW, HEX HEAD CAP 1/2-13 X 2 GR5	24	28
5	1-654-010070-02	SCREW, RD HEAD SQ NECK 1/2-13 X 1-3/4 GR5	44	58
6	1-861-010032-14	WASHER, FLAT 1/2N	24	28
7	1-861-010034-17	WASHER, SPLIT LOCK 3/4	24	28
8	1-654-010032-09	SCREW, HEX HEAD CAP 3/4-10 X 3 GR8	24	--
	114029	SCREW, HEX HEAD CAP 3/4-10 X 4 GR8	--	28
9	140467	DISC BLADE 20" X 1/4 X 1-3/4	2	2
10	140469	END COLLAR	8	8
11	140477	BEARING, DISC 1.775 ID ASSEMBLY (INCL ITEMS 46-50)	12	14
12	140479	MOUNT, TRUNNION BEARING	24	28
13	140480	WASHER, TRUNNION	12	14
14	140481	SHANK, DISC BEARING RIGHT	6	7
15	140482	SHANK, DISC BEARING LEFT	6	7
16	140483	PLATE, DISC SHANK MOUNT	24	28
17	140484	U-BOLT 3/4 X 5	24	28
18	140485	HALF SPOOL, CONCAVE	12	14
19	140487	U-BOLT, SCRAPER BAR MOUNT	12	14
20	140488	SCRAPER, 4-1/2	22	29
21	140490	MOUNT, SCRAPER BAR RIGHT	6	7
22	140491	MOUNT, SCRAPER BAR LEFT	6	7
23	141154	WASHER, GANG SHAFT	20	20
24	142660	DISC BLADE 22" X 1/4 1-3/4" ID	4	4
25	142662	DISC BLADE 24" X 1/4 1-3/4" ID	14	18
26	144155	ARM, SCRAPER	22	29
27	148363	HALF SPOOL, CONVEX	12	14
28	148364	SPOOL WELDMENT, 10-1/2	23	28
29	149594	SHAFT, GANG 112"	--	2
30	149595	SHAFT, GANG 122-1/2	--	2
31	149606	SCRAPER BAR, 10-1/2 SP 9 HOLE	2	2
32	149608	SCRAPER BAR, 10-1/2 SP 11 HOLE	--	2
33	150231	SCRAPER, DUAL RIGHT 10-1/2	2	7
34	150232	SCRAPER, DUAL LEFT 10-1/2	6	7
35	155618	DISC BLADE 22" X 1/4 1-3/4" ID	4	4
36	160161	SHAKER BOLT, 1/2-13 X 1-3/4 GR8	22	29
37	169601	PLATE, GANG SPACER	--	14
38	172076	DISC BLADE 24" X 1/4 1-3/4" ID	14	18
39	172509	NUT, WIDE FLANGE TOP LOCK 1/2-13	22	29
40	173743	GANG BAR	--	1
41	173744	GANG BAR	--	1
42	173745	GANG BAR	--	1
43	173746	GANG BAR	--	1
44	2-573-010330-02	DECAL, LUBRICATION 10 HOURS	12	14
45	23085	NUT, HEX SLOTTED 1-3/4 - 5	8	8
46	140464	BEARING, DISC 1.775ID	1	1



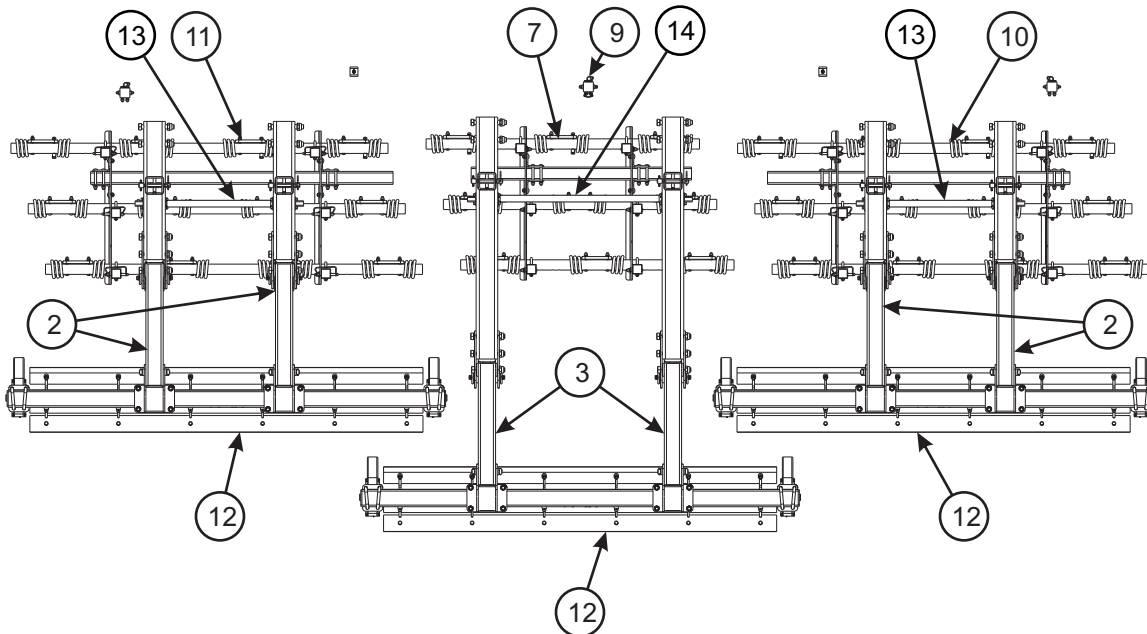
**DISC GANG ASSEMBLY, 24" ROLLABLE**

ITEM	PART NO.	DESCRIPTION	QTY.	
47	140473	WASHER, BEARING	2	2
48	140475	CASTING, TRUNNION BEARING	1	1
49	140476	INTERNAL RETAINING RING	1	1
50	5000	ZERK, FITTING 1/8	1	1
51	149592	SHAFT, GANG 90-1/2"	24	--
52	149593	SHAFT, GANG 101"	2	--
53	149604	SCRAPER BAR, 10-1/2 SP 7 HOLE	2	--
54	180289	GANG BAR	1	--
55	180290	GANG BAR	1	--
56	180291	GANG BAR	1	--
57	180292	GANG BAR	1	--

# ILLUSTRATED PARTS LIST



P/N 179176 (2410F-7-24)



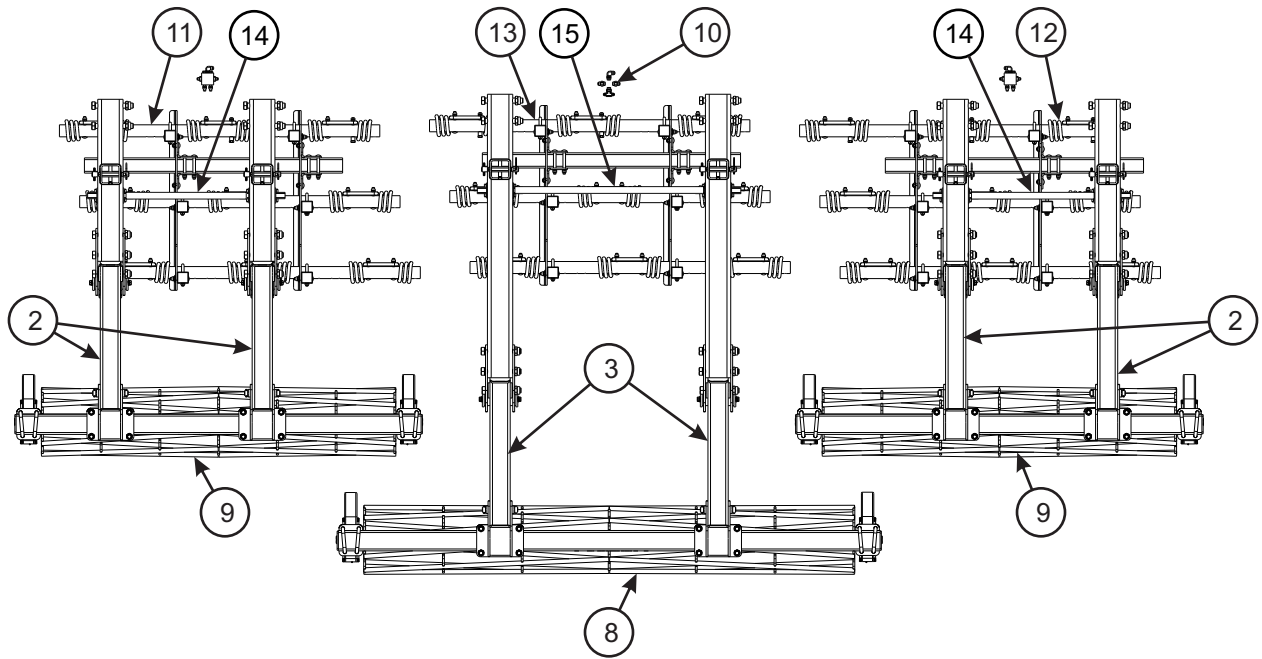
P/N 174201 (2410F-9-24)

m179176

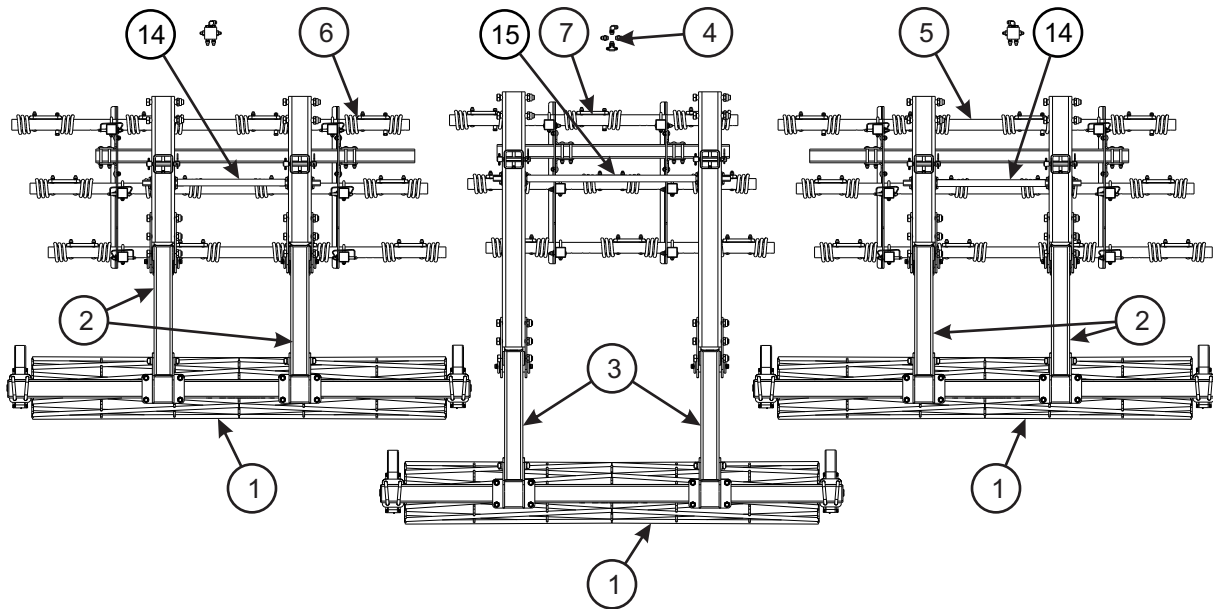
Figure 2-21: Finishing Combo w/ Chopper Reel Assembly

## FINISHING COMBO W/ CHOPPER REEL ASSEMBLY

ITEM	PART NO.	DESCRIPTION	QTY.	
	179176	FINISHING COMBO W/ CHOPPER (2410F-7-24)	*	
	174201	FINISHING COMBO W/ CHOPPER (2410F-9-24)		*
1	154406	REEL/GANG BAR ASSEMBLY 55" (SEE PAGE 2-61)	2	--
2	170847	HARROW ARM ASSEMBLY, COMBO ATTACH (SEE PAGE 2-45)	4	4
3	170868	COMBO ATTACHMENT ARM ASSEMBLY, 30" EXT (SEE PAGE 2-45)	2	2
4	179179	FINISHING COMBO CRATE (SEE PAGE 2-43)	1	--
5	179177	3 TINE HARROW LH ASSEMBLY (SEE PAGE 2-51)	1	--
6	179178	3 TINE HARROW ASSEMBLY RH (SEE PAGE 2-51)	1	--
7	170867	3 TINE HARROW ASSEMBLY (SEE PAGE 2-51)	1	1
8	172529	REEL/GANG BAR ASSEMBLY 97" (SEE PAGE 2-61)	1	--
9	179172	FINISHING COMBO CRATE (SEE PAGE 2-43)	--	1
10	170864	4 TINE HARROW ASSEMBLY, RH (SEE PAGE 2-51)	--	1
11	170865	4 TINE HARROW ASSEMBLY, LH (SEE PAGE 2-51)	--	1
12	154409	REEL/GANGBAR ASSEMBLY 91" (SEE PAGE 2-51))	--	3
13	180364	TUBE, SQUARE 1-1/2 X 14GA X 23-3/8	2	2
14	180365	TUBE, SQUARE 1-1/2 X 14GA X 36-7/16	1	1



180313 (2410F-7-24)



179174 (2410F-9-24)

m179174

Figure 2-22: Finishing Combo w/ Conditioner Reel Assembly

## FINISHING COMBO W/ CONDITIONER REEL ASSEMBLY

ITEM	PART NO.	DESCRIPTION	QTY.	
	180313	FINISHING COMBO W/ CONDITIONER REEL (2410F-7-24)	*	
	179174	FINISHING COMBO W/ CONDITIONER REEL (2410F-9-24)		*
1	154686	CONDITIONER REEL/GANGBAR ASSEMBLY 91" (SEE PAGE 2-63)	--	3
2	170847	HARROW ARM ASSEMBLY, COMBO ATTACH (SEE PAGE 2-45)	4	4
3	170868	COMBO ATTACHMENT ARM ASSEMBLY, 30" EXT (SEE PAGE 2-45))	2	2
4	179172	FINISHING COMBO CRATE (SEE PAGE 2-43)	--	1
5	170864	4 TINE HARROW ASSEMBLY, RH (SEE PAGE 2-51)	--	1
6	170865	4 TINE HARROW ASSEMBLY, LH (SEE PAGE 2-51)	--	1
7	170867	3 TINE HARROW ASSEMBLY (SEE PAGE 2-51)	1	1
8	155545	CONDITIONER REEL/GANGBAR ASSEMBLY 97" (SEE PAGE 2-63)	1	--
9	171036	CONDITIONER REEL/GANGBAR ASSEMBLY 70" (SEE PAGE 2-63)	2	--
10	179179	FINISHING COMBO CRATE (SEE PAGE 2-43)	1	--
11	179177	3 TINE HARROW LH ASSEMBLY (SEE PAGE 2-51)	1	--
12	179178	3 TINE HARROW ASSEMBLY RH (SEE PAGE 2-51)	1	--
13	170867	3 TINE HARROW ASSEMBLY (SEE PAGE 2-51)	1	--
14	180364	TUBE, SQUARE 1-1/2 X 14GA X 23-3/8	2	2
15	180365	TUBE, SQUARE 1-1/2 X 14GA X 36-7/16	1	1

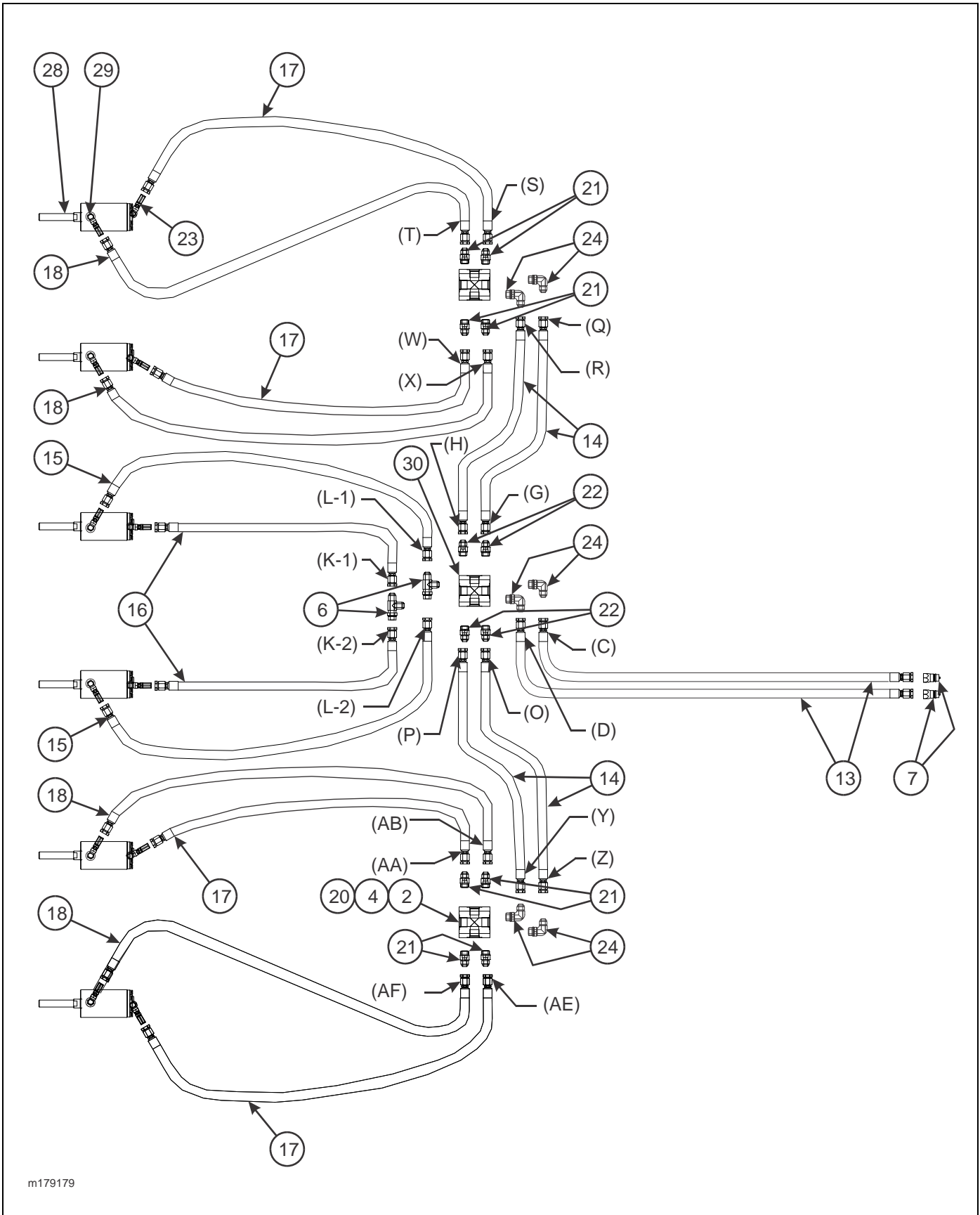
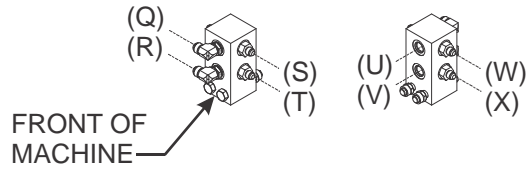
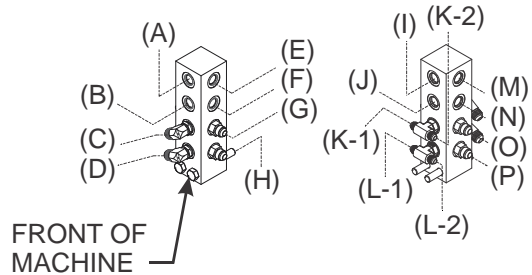


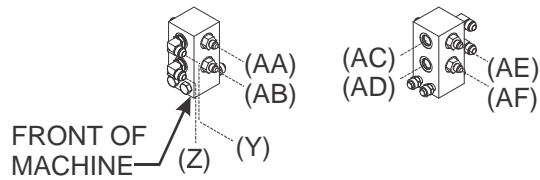
Figure 2-23: Finishing Combo w/ Reel Hydraulic and Miscellaneous Parts Assembly (1 of 3)



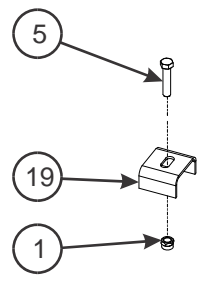
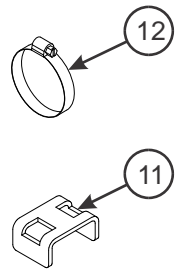
LEFT MANIFOLD



CENTER MANIFOLD

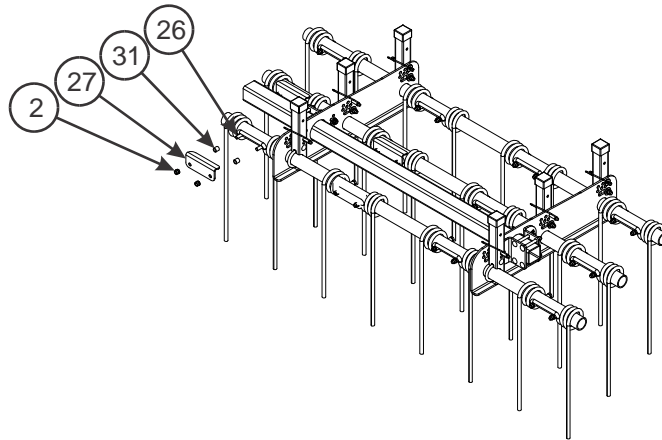
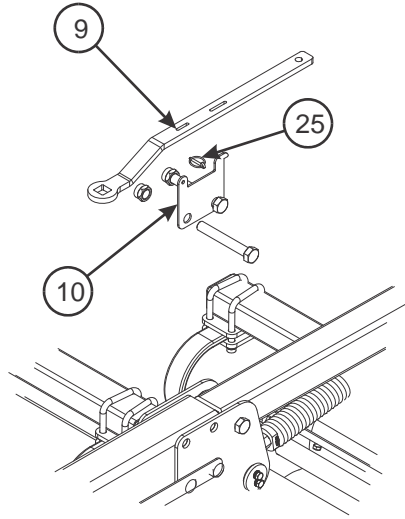


RIGHT MANIFOLD



m179179 p2

Figure 2-24: Finishing Combo w/ Reel Hydraulic and Miscellaneous Parts Assembly (2 of 3)



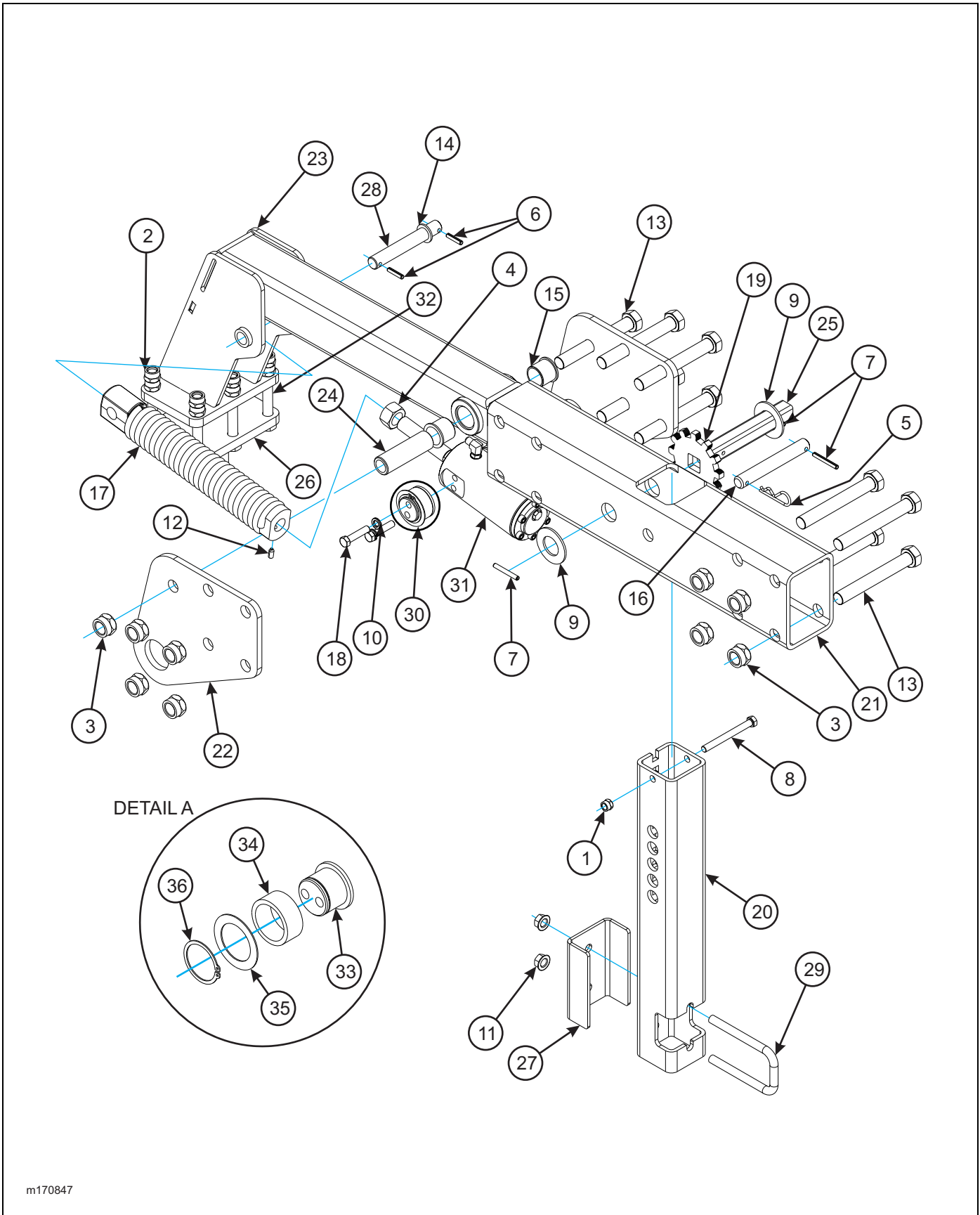
m179179 p3

Figure 2-25: Finishing Combo w/ Reel Hydraulic and Miscellaneous Parts Assembly (3 of 3)



## FINISHING COMBO W/ REEL HYDRAULIC AND MISCELLANEOUS PARTS ASSEMBLY

ITEM	PART NO.	DESCRIPTION	QTY.	
	179179	FINISHING COMBO CRATE (2410F-7-24)	*	
	179172	FINISHING COMBO CRATE (2410F-9-24)		*
1	1-510-010001	NUT, FLANGE LOCK 3/8-16	2	2
2	1-512-010005-09	NUT, HEX LOCK 1/2-13 GRB	12	12
3	1-512-010005-15	NUT, HEX LOCK 3/4-10 GRB	24	24
4	1-654-010055-11	SCREW, HEX HEAD CAP 1/2-13 X 3-1/2 GR5	4	4
5	103988	SCREW, RD HEAD SQ NECK 3/8-16 X 1-3/4	2	2
6	139347	ADAPTER TEE	2	2
7	141828	COUPLER, MALE 3/4-16	2	2
8	155530	HOSE WRAP, BLACK 1" ID X 8" (NOT SHOWN)	1	1
9	171394	PLATE, WRENCH HARROW ADJUSTMENT	1	1
10	172480	MOUNT, WRENCH COMBO	1	1
11	174784	CLAMP, HOSE	8	8
12	172977	CLAMP, HOSE 2-1/2 - 8-1/2	8	8
13	172481	HOSE ASSEMBLY 3/8 X 428	2	2
14	71508987	HOSE ASSEMBLY 3/8 X 86	4	4
15	71509004	HOSE ASSEMBLY 1/4 X 98	2	2
16	71509006	HOSE ASSEMBLY 1/4 X 80	2	2
17	7779-54	HOSE ASSEMBLY 1/4 X 54	4	4
18	173000	HOSE ASSEMBLY 1/4 X 68	4	4
19	2-181-010001	HOSE CLAMP	2	2
20	2-474-010022	MANIFOLD, HYDRAULIC ASSEMBLY 8 PORT	2	2
21	202702-8-6S	ADAPTER	8	8
22	202702-8-8S	ADAPTER	4	4
23	2061-6-6S	ADAPTER, 45	6	6
24	2062-8-8S	ADAPTER, 90	6	6
25	70239854	PIN, QUICK HITCH	1	1
26	1-654-010070-13	SCREW, RD HEAD SQ NECK 1/2-13 X 4	8	8
27	179154	PLATE, HARROW ROTATE STOP	8	8
28	185766	CYLINDER, 2-1/2 X 3-1/2 STROKE (SEE PAGE 2-47) (BEFORE 6-8-2017)	REF	REF
28	206672	CYLINDER, 2-1/2 X 3-1/2 STROKE (SEE PAGE 2-48) (AFTER 6-8-2017)	REF	REF
29	2062-6-6S	ADAPTER, 90	REF	REF
30	141594	MANIFOLD, HYDRAULIC ASSEMBLY 16 PORT	REF	REF
31	154997	BUSHING, TINE RETAINER	REF	REF
32	108295	SCREW, HEX HEAD CAP 3/8-16 X 4 GR5	1	1



m170847

Figure 2-26: Combo Attachment Harrow Arm Assembly

## COMBO ATTACHMENT HARROW ARM ASSEMBLY

ITEM	PART NO.	DESCRIPTION	QTY.	
	170847	HARROW ARM ASSEMBLY, COMBO ATTACH	*	
	170868	HARROW ARM ASSEMBLY, COMBO ATTACH 30" EXT	*	
1	1-512-010005-09	NUT, HEX LOCK 1/2-13 GRB	1	1
2	1-512-010005-15	NUT, HEX LOCK 3/4-10 GRB	10	10
3	1-512-010005-19	NUT, HEX LOCK 1-8 GRB	9	9
4	1-512-010007-14	NUT, HEX 1-8 GRB (BEFORE 6-8-2017)	1	1
	206675	NUT, 1-1/8 -12 UNF, Z/P GR 2 (AFTER 6-8-2017)	1	1
5	1-557-010013	PIN, HAIR 3/16	1	1
6	1-647-010004236	ROLL PIN, SLOTTED 5/16 X 1-1/2	2	2
7	1-647-010004240	SPRING PIN, SLOTTED 5/16 X 2-1/2	3	3
8	1-654-010055-15	SCREW, HEX HEAD CAP 1/2-13 X 5 GR5	1	1
9	1-861-010032-32	WASHER, FLAT 1-1/2N	2	2
10	1-861-010034-13	WASHER, SPLIT LOCK 1/2	4	4
11	29SFFL_5811	NUT, FLANGE HEAD LOCK 5/8-11 UNC	2	2
12	1P444	SET SCREW, 3/8-16 X 3/4 NYLON (AFTER 6-8-2017)	1	1
13	100856	SCREW, HEX HEAD CAP 1-8 X 7-1/2 GR5	9	9
14	117957	MACHINERY BUSHING	2	2
15	140599	BEARING, FLANGE 1-1/2	2	2
16	158299	PIN, 1 X 7-5/16	1	1
17	158795	SPRING ASSEMBLY, 17" (BEFORE 6-8-2017)	1	1
17	206652	SPRING ASSY 17" 1-1/8 THD (AFTER 6-8-2017)	1	1
18	169690	SCREW, HEX HEAD CAP 1/2-13 X 2-1/4 GR5	4	4
19	170787	GEAR, HARROW ADJUSTMENT	1	1
20	170844	TUBE, HARROW ADJUST COMBO ATTACHMENT	1	1
21	170846	TUBE, COMBO HARROW ARM (170847)	1	--
21	170869	TUBE, HARROW ARM 20" (170868)	--	1
22	170850	PLATE, SPRING MOUNT	2	2
23	170851	ARM, REEL	1	1
24	170852	BUSHING, PIVOT 5"	1	1
25	170857	TUBE, HARROW HEIGHT ADJ HANDLE	1	1
26	170862	PLATE, GANG BAR MOUNT	1	1
27	171427	PLATE, HARROW STIFFENER	1	1
28	172526	PIN, PIVOT	1	1
29	8-102-010043	U BOLT SPRING CLAMP	1	1
30	172534	TRUNNION, CYLINDER (BEFORE 2-20-2016)	2	2
30	198321	ASSY, TRUNION MOUNT 1-5/8" (AFTER 2-20-2016) (INCLUDES ITEMS 33-36)		
31	172537	CYLINDER, HYDRAULIC 2-1/2 X 2-1/2 STROKE (SEE PAGE 2-46) (PRIOR TO 9/1/14)	1	1
31	185766	CYLINDER, 2-1/2 X 3-1/2 STROKE (SEE PAGE 2-47)(EFFECTIVE FROM 9/1/14)	1	1
31	206672	CYLINDER, 2-1/2 X 3-1/2 STROKE 1-1/8 THDS (SEE PAGE 2-48) (EFFECTIVE FROM 6/8/17)	1	1
32	172884	SCREW HEX CAP, 3/4-10 UNCX 6 GR8 ZP	5	5
33	188528	TRUNION, CYLINDER	1	1
34	188531	TRUNION, BEARING	1	1
35	109895	WASHER,3ODX2-1/16X14GA	1	1
36	188530	SNAP RING, 2 SHAFT	1	1

## ILLUSTRATED PARTS LIST

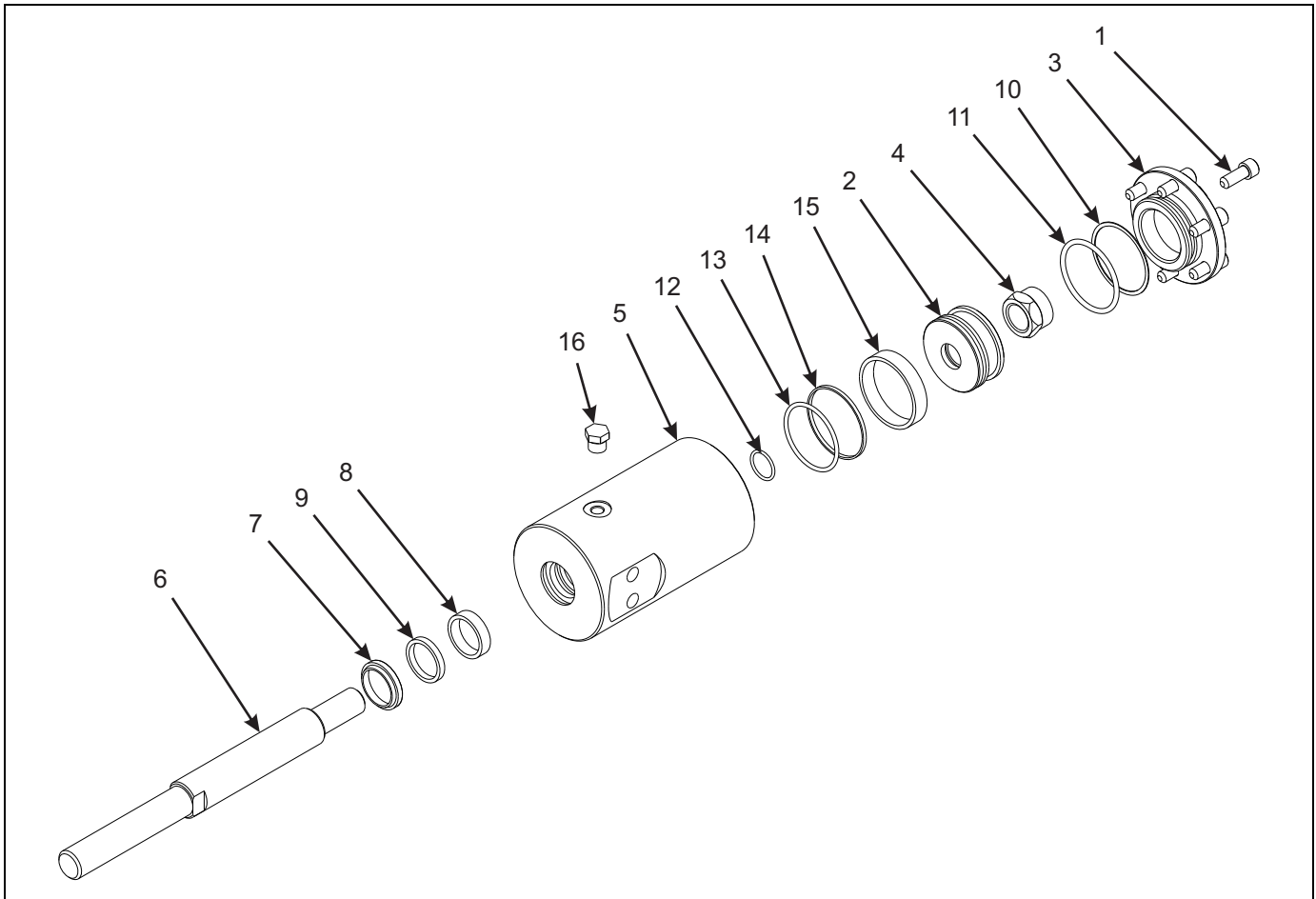


Figure 2-27: Hydraulic Cylinder - 2-1/2 X 2-1/2"

### Hydraulic Cylinder - 2-1/2" X 2-1/2"

ITEM	PART NO.	DESCRIPTION	QTY.
	172537	CYLINDER, HYDRAULIC 2-1/2 X 2-1/2 STROKE <b>(BEFORE 9/1/14)</b>	
1	1-654-010104245	SCREW, HEX SOCKET 3/8-16 X 1	6
2	171079	PISTON, 2-1/2 BORE	1
3	171080	BASE CAP 2-1/2	1
4	171093	NUT, HEX LOCK 7/8-14 GRC	1
5	172538	CYLINDER, BARREL 2-1/2 STROKE	1
6	172539	ROD, 1-1/4 DIA, 2-1/2" STROKE	1
7	172948	WIPER, 1-1/4 ROD	1
8	172949	WEAR RING, 1-1/4 ROD	1
9	172950	U-CUP, 1-1/4 ROD	1
10	172951	BACK-UP RING, CAP	1
11	172952	O-RING, CAP	1
12	172953	O-RING, PISTON	1
13	172954	O-RING, PISTON	1
14	172955	SEAL, 2-1/2 PISTON	1
15	172956	WEAR RING, 2-1/2 PISTON	1
16	900598-6S	PLUG, O-RING 9/16-18	2
	171081	SEAL KIT <b>(NOT SHOWN) (INCLUDES ITEMS 7-15)</b>	

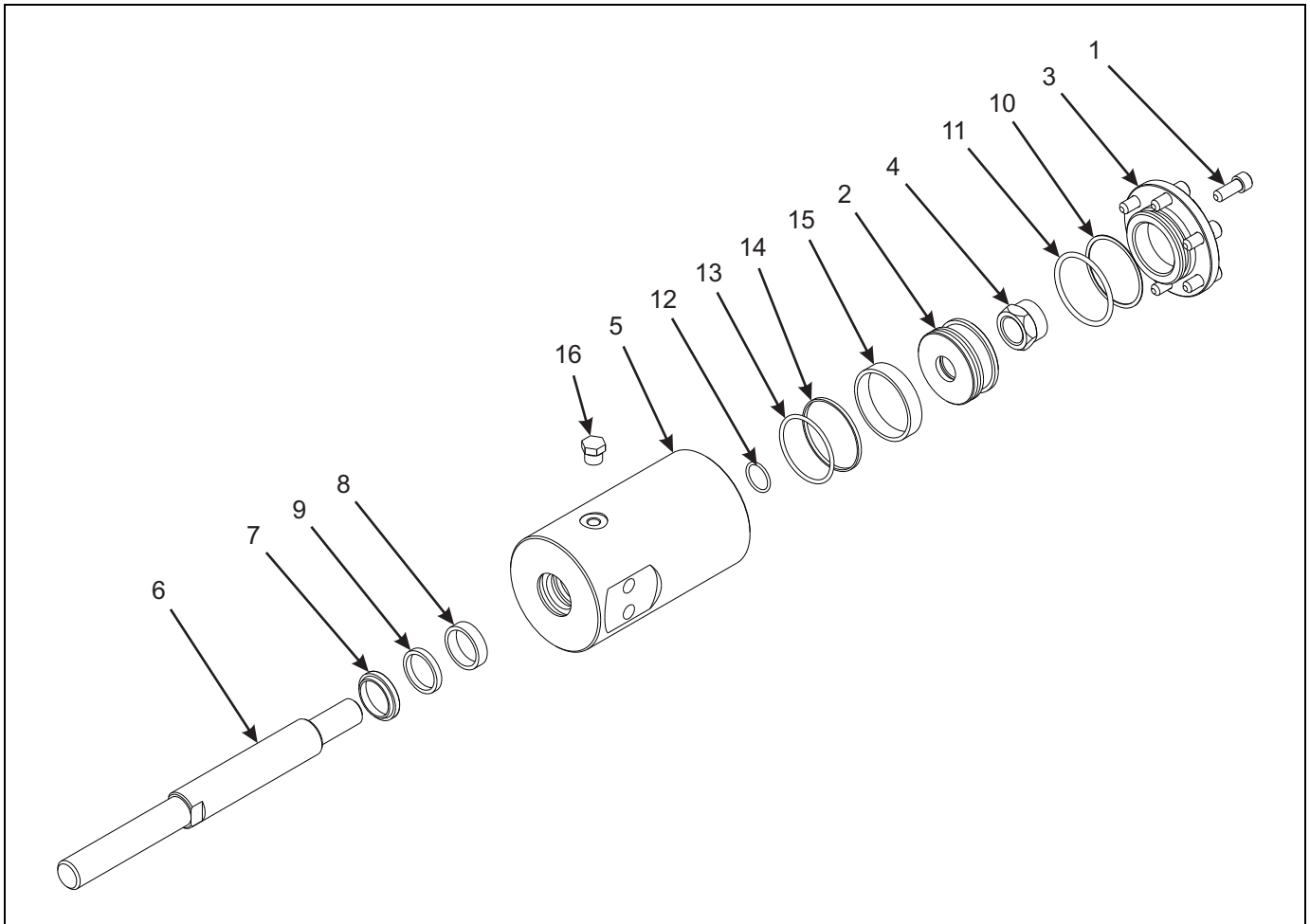
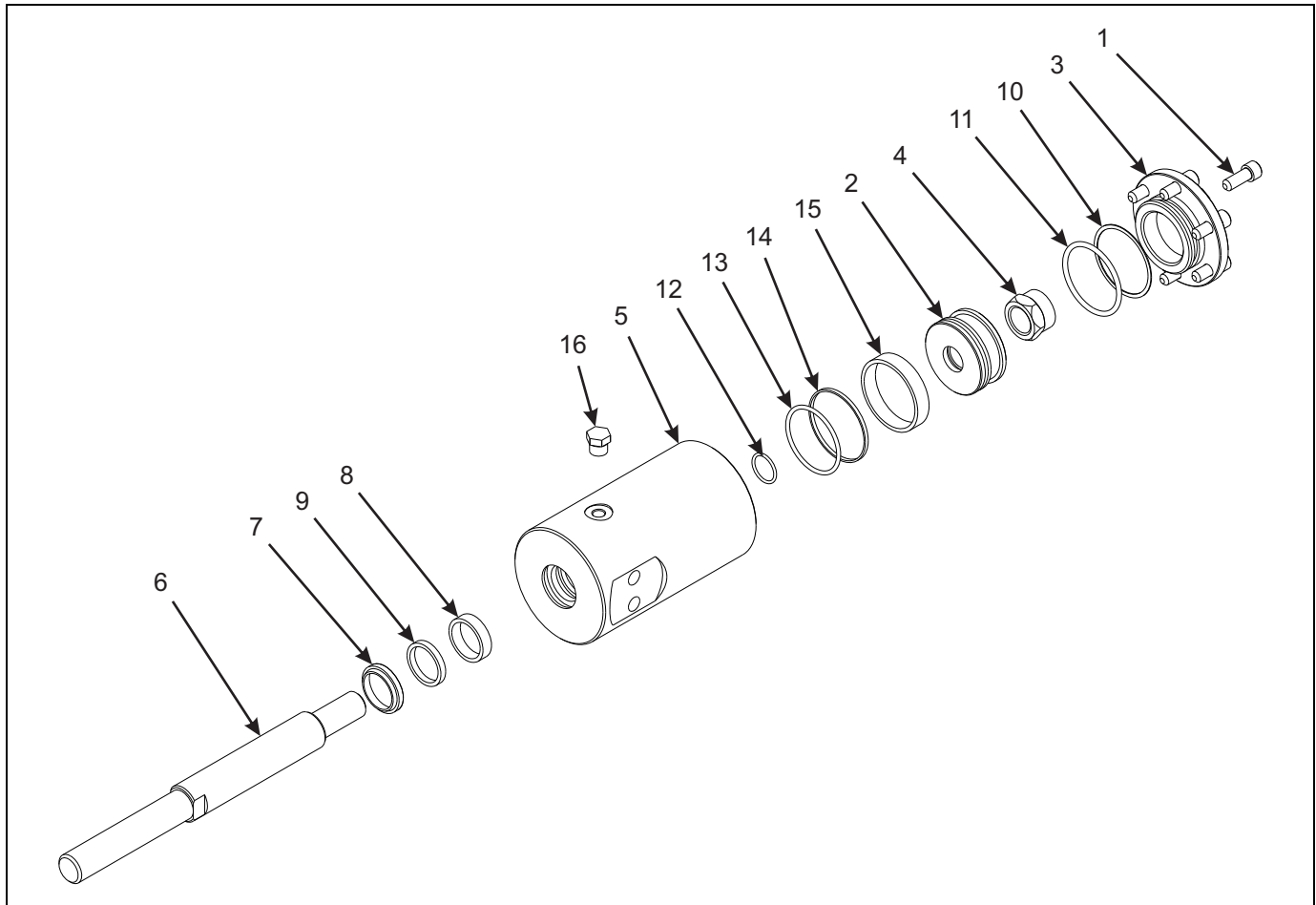


Figure 2-28: Hydraulic Cylinder - 2-1/2 X 3-1/2" (7/8" Threads)

### Hydraulic Cylinder - 2-1/2" X 3-1/2" (7/8" Threads)

ITEM	PART NO.	DESCRIPTION	QTY.
	185766	CYLINDER, HYDRAULIC 2-1/2 X 3-1/2 STROKE (BEFORE 6-8-2017)	
1	1-654-010104245	SCREW, HEX SOCKET 3/8-16 X 1	6
2	171079	PISTON, 2-1/2 BORE	1
3	171080	BASE CAP 2-1/2	1
4	171093	NUT, HEX LOCK 7/8-14 GRC	1
5	185767	CYLINDER, BARREL 2-1/2 STROKE	1
6	185768	ROD, 1-1/4 DIA, 3-1/2" STROKE	1
7	172948	WIPER, 1-1/4 ROD	1
8	172949	WEAR RING, 1-1/4 ROD	1
9	172950	U-CUP, 1-1/4 ROD	1
10	172951	BACK-UP RING, CAP	1
11	172952	O-RING, CAP	1
12	172953	O-RING, PISTON	1
13	172954	O-RING, PISTON	1
14	172955	SEAL, 2-1/2 PISTON	1
15	172956	WEAR RING, 2-1/2 PISTON	1
16	900598-6S	PLUG, O-RING 9/16-18	2
	171081	SEAL KIT (NOT SHOWN) (INCLUDES ITEMS 7-15)	



**Figure 2-29: Hydraulic Cylinder - 2-1/2 X 3-1/2" (1-1/8" Threads)**

**Hydraulic Cylinder - 2-1/2" X 3-1/2" (1-1/8" Threads)**

ITEM	PART NO.	DESCRIPTION	QTY.
	206672	CYLINDER, HYDRAULIC 2-1/2 X 3-1/2 ST 1-1/8THD (AFTER 6-8-2017)	
1	1-654-010104245	SCREW, HEX SOCKET 3/8-16 X 1	6
2	171079	PISTON, 2-1/2 BORE	1
3	171080	BASE CAP 2-1/2	1
4	171093	NUT, HEX LOCK 7/8-14 GRC	1
5	185767	CYLINDER, BARREL 2-1/2 STROKE	1
6	206674	ROD, 1-1/4 DIA, 3-1/2" STROKE (1-1/8 THREADS) (AFTER 6-8-2017)	1
7	172948	WIPER, 1-1/4 ROD	1
8	172949	WEAR RING, 1-1/4 ROD	1
9	172950	U-CUP, 1-1/4 ROD	1
10	172951	BACK-UP RING, CAP	1
11	172952	O-RING, CAP	1
12	172953	O-RING, PISTON	1
13	172954	O-RING, PISTON	1
14	172955	SEAL, 2-1/2 PISTON	1
15	172956	WEAR RING, 2-1/2 PISTON	1
16	900598-6S	PLUG, O-RING 9/16-18	2
	171081	SEAL KIT (NOT SHOWN) (INCLUDES ITEMS 7-15)	



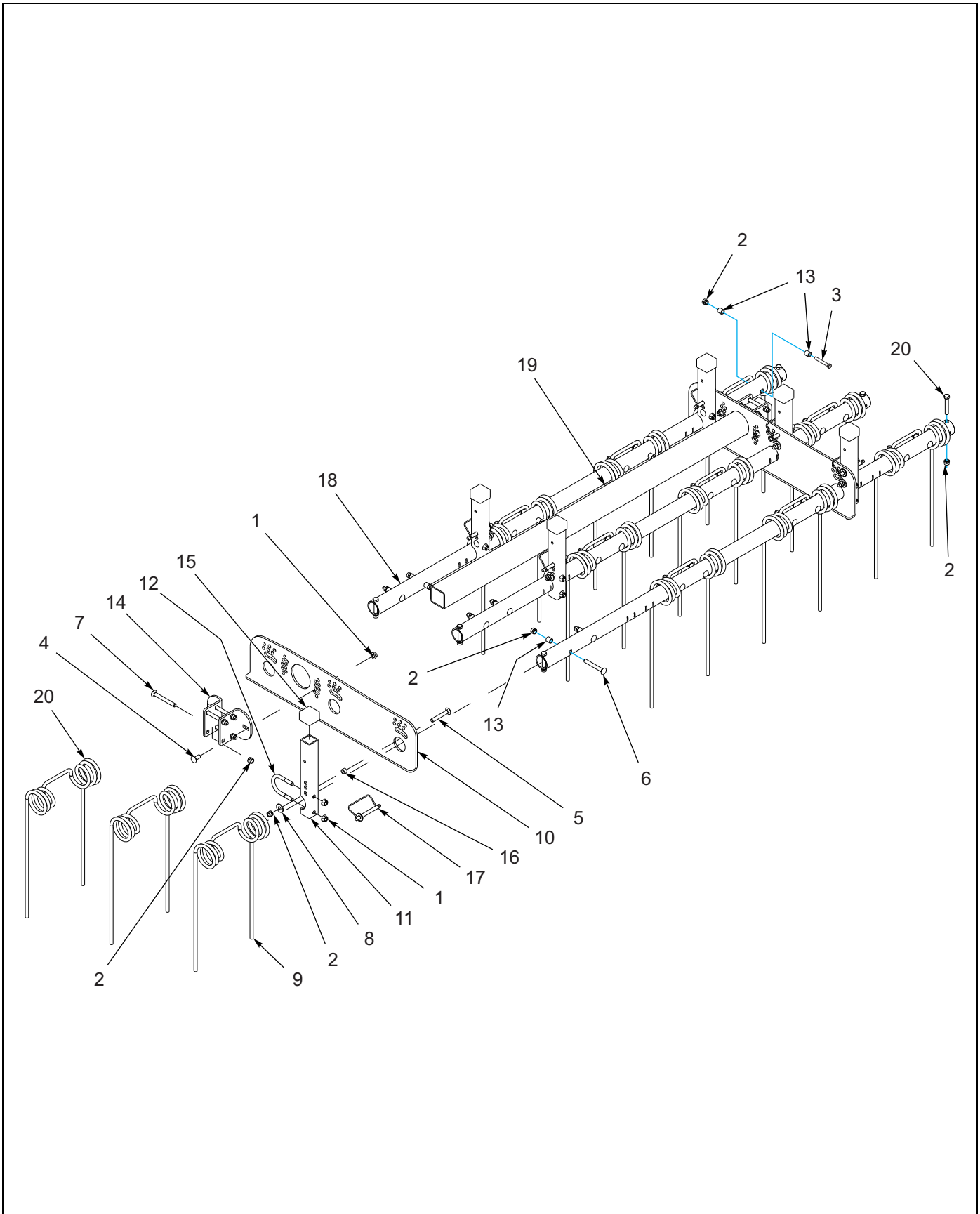
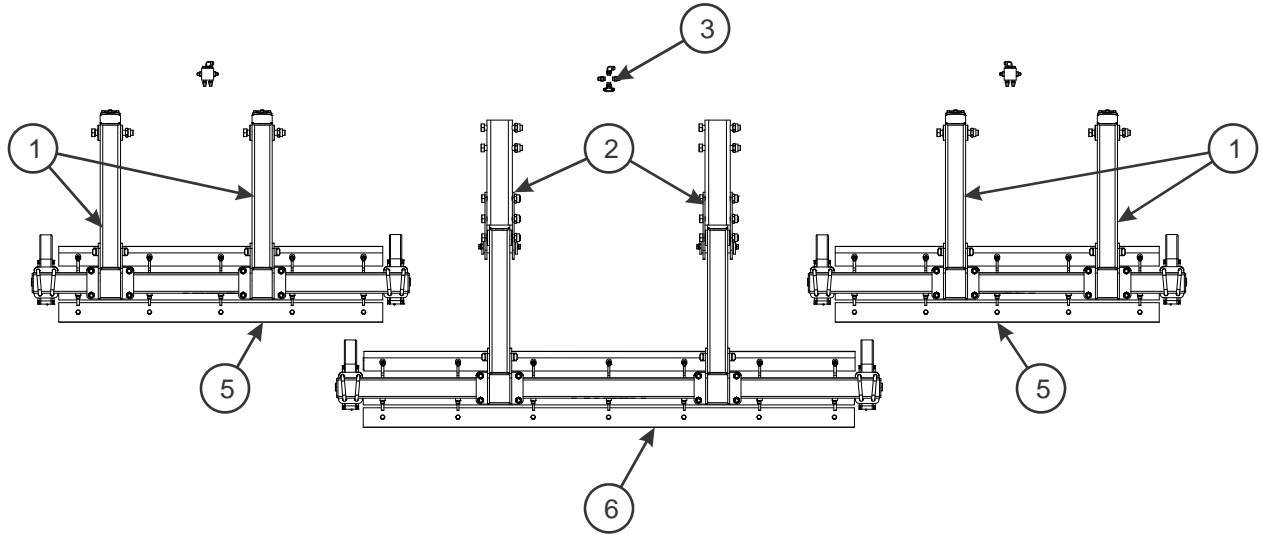


Figure 2-30: 3 Tine Harrow Assembly

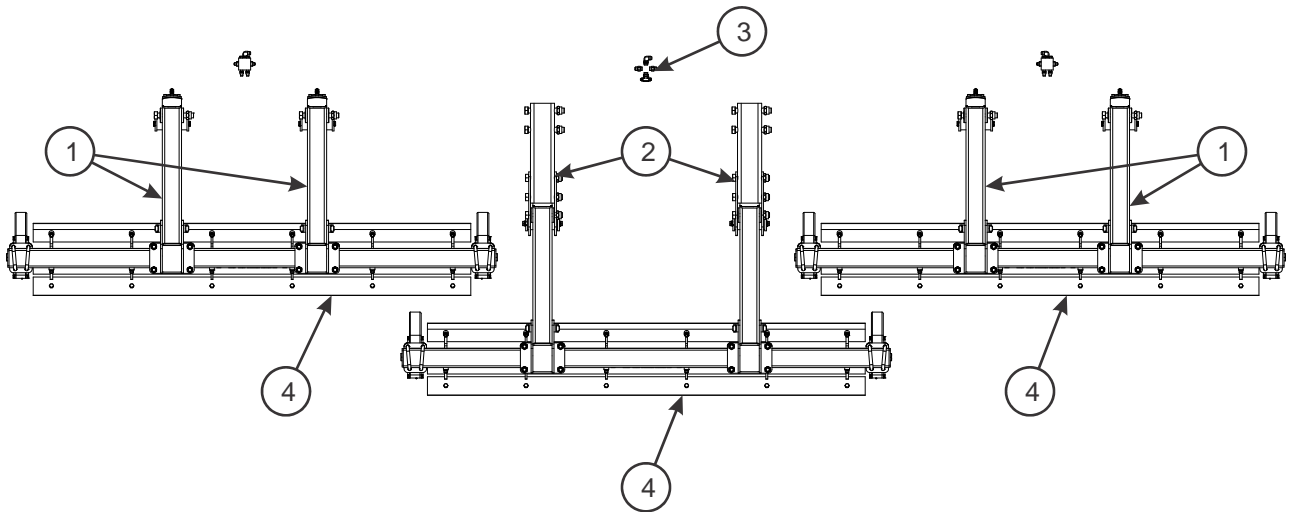


### 3 Tine Harrow Assembly

ITEM	PART NO.	DESCRIPTION	QTY.											
	170867	3 TINE HARROW ASSEMBLY	*											
	179177	3 TINE HARROW ASSEMBLY, LH		*										
	179178	3 TINE HARROW ASSEMBLY, RH			*									
	170864	4 TINE HARROW ASSEMBLY, RH				*								
	170865	4 TINE HARROW ASSEMBLY, LH					*							
	180317	3 TINE HARROW ASSEMBLY, CENTER						*						
	180318	3 TINE HARROW ASSEMBLY, LH							*					
	180319	3 TINE HARROW ASSEMBLY, RH								*				
1	1-510-010003-09	NUT, FLANGE HEAD SERRATED 1/2-13	18	18	18	16	16	18	18	18				
2	1-512-010005-09	NUT, HEX LOCK 1/2-13 GRB	38	38	38	44	44	38	38	38				
3	1-654-010055-14	SCREW, HEX CAP 1/2-13 X 4-1/2 GR5	3	3	3	4	4	3	3	3				
4	1-654-010070-02	SCREW, RD SQ NECK 1/2-13 X 1-1/4	4	4	4	4	4	4	4	4				
5	1-654-010070-11	SCREW, RD SQ NECK 1/2-13 X 3-1/2	6	6	6	6	6	6	6	6				
6	1-654-010070-13	SCREW, RD SQ NECK 1/2-13 X 4	15	15	15	20	20	15	15	15				
7	1-654-010070-14	SCREW, RD SQ NECK 1/2-13 X 4-1/2	8	8	8	8	8	8	8	8				
8	1-861-010032-15	WASHER, FLAT 1/2 W	6	6	6	6	6	6	6	6				
9	171421	TINE, HARROW SPRING, 24"	9	7	7	10	10	--	--	--				
9	164900	TINE, HARROW SPRING, 30"	--	--	--	--	--	9	9	9				
10	154993	PLATE, GANG BAR	2	2	2	2	2	2	2	2				
11	154994	TUBE, ANGLE ADJUST	6	6	6	6	6	6	6	6				
12	154995	U-BOLT, 1/2	6	6	6	6	6	6	6	6				
13	154997	BUSHING, TINE RETAINER	21	21	21	28	28	21	21	21				
14	154998	PLATE, ANGLE ADJUSTMENT	4	4	4	4	4	4	4	4				
15	155927	CAP, TUBE 1.95 X 1.5 BLACK	6	6	6	6	6	6	6	6				
16	155956	BUSHING, ANGLE ADJUSTMENT	6	6	6	6	6	6	6	6				
17	155971	PIN, HARROW ADJUSTMENT	6	6	6	6	6	--	--	--				
18	195241	GANG BAR 3 TINE 63-1/4	3	3	3	--	--	--	--	--				
18	155953	GANG BAR, 4 TINE 87-1/4"	--	--	--	3	3	--	--	--				
18	195243	GANG BAR 4 TINE 87-1/4	--	--	--	--	--	3	3	3				
19	170735	TUBE, RIDE BAR 51"	1	1	1	--	--	1	1	1				
19	170870	TUBE, SQ. 3 X 3/16 X 70"	--	--	--	1	1	--	--	--				
20	202332	TINE, HARROW SPRING, LH END 5/8	--	2	--	--	2	--	--	--				
20	202331	TINE, HARROW SPRING, RH END 5/8	--	--	2	2	--	--	--	--				
21	1-654-010055-09	SCREW, HX CP, 1/2-13UNCX3 GR5	6	6	6	6	6	6	6	6				



P/N 180314 (2410F-7-24)



P/N 179168 (2410F-9-24)

m179168

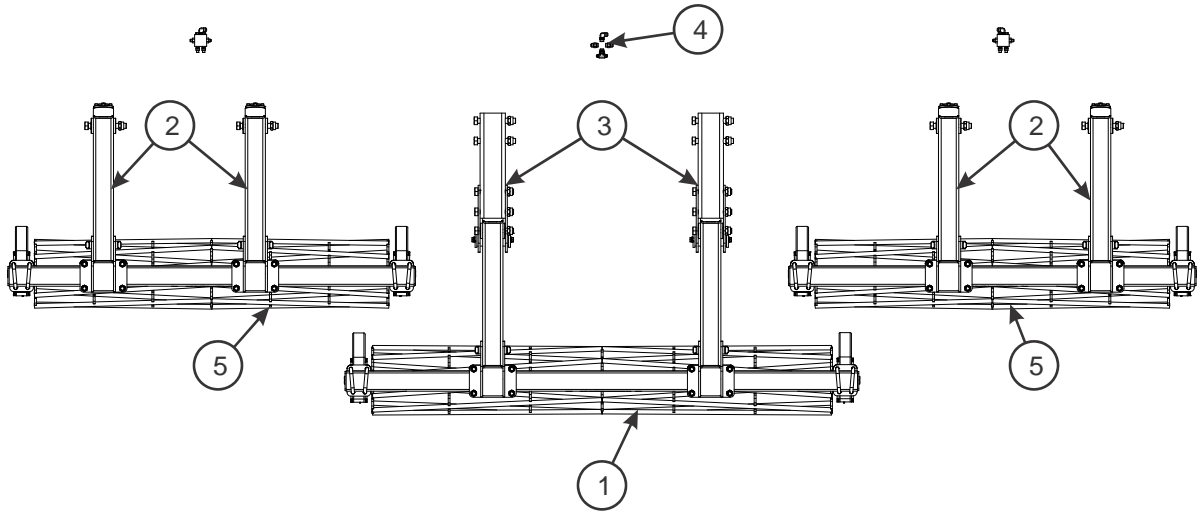
Figure 2-31: Finishing Chopper Assembly

---

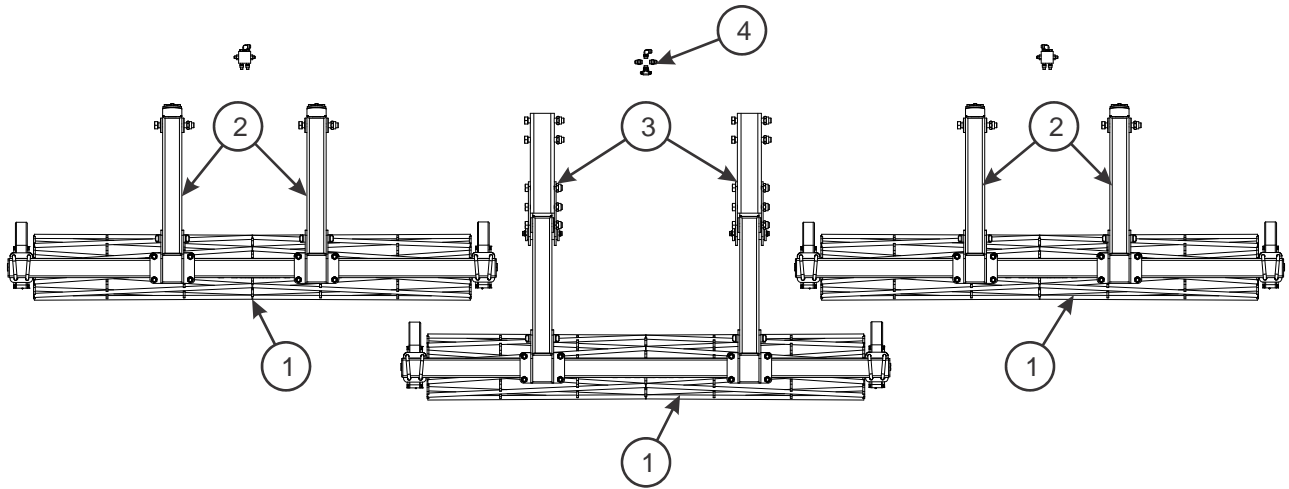
**FINISHING CHOPPER ASSEMBLY**

---

ITEM	PART NO.	DESCRIPTION	QTY.	
	180314	FINISHING CHOPPER ASSEMBLY (2410F-7-24)	*	
	179168	FINISHING CHOPPER ASSEMBLY (2410F-9-24)		*
1	170727	REEL ARM ASSEMBLY (SEE PAGE 2-65)	4	4
2	170732	REEL ARM ASSEMBLY, 20" EXT (SEE PAGE 2-67)	2	2
3	179167	STD. REEL CRATE (SEE PAGE 2-59)	1	1
4	154409	REEL/GANG BAR ASSEMBLY 91" (SEE PAGE 2-61)	--	3
5	180304	REEL/GANG BAR ASSEMBLY 64" (SEE PAGE 2-61)	2	--
6	172529	REEL/GANG BAR ASSEMBLY 97" (SEE PAGE 2-61)	1	--



2410F-7-24



2410F-9-24

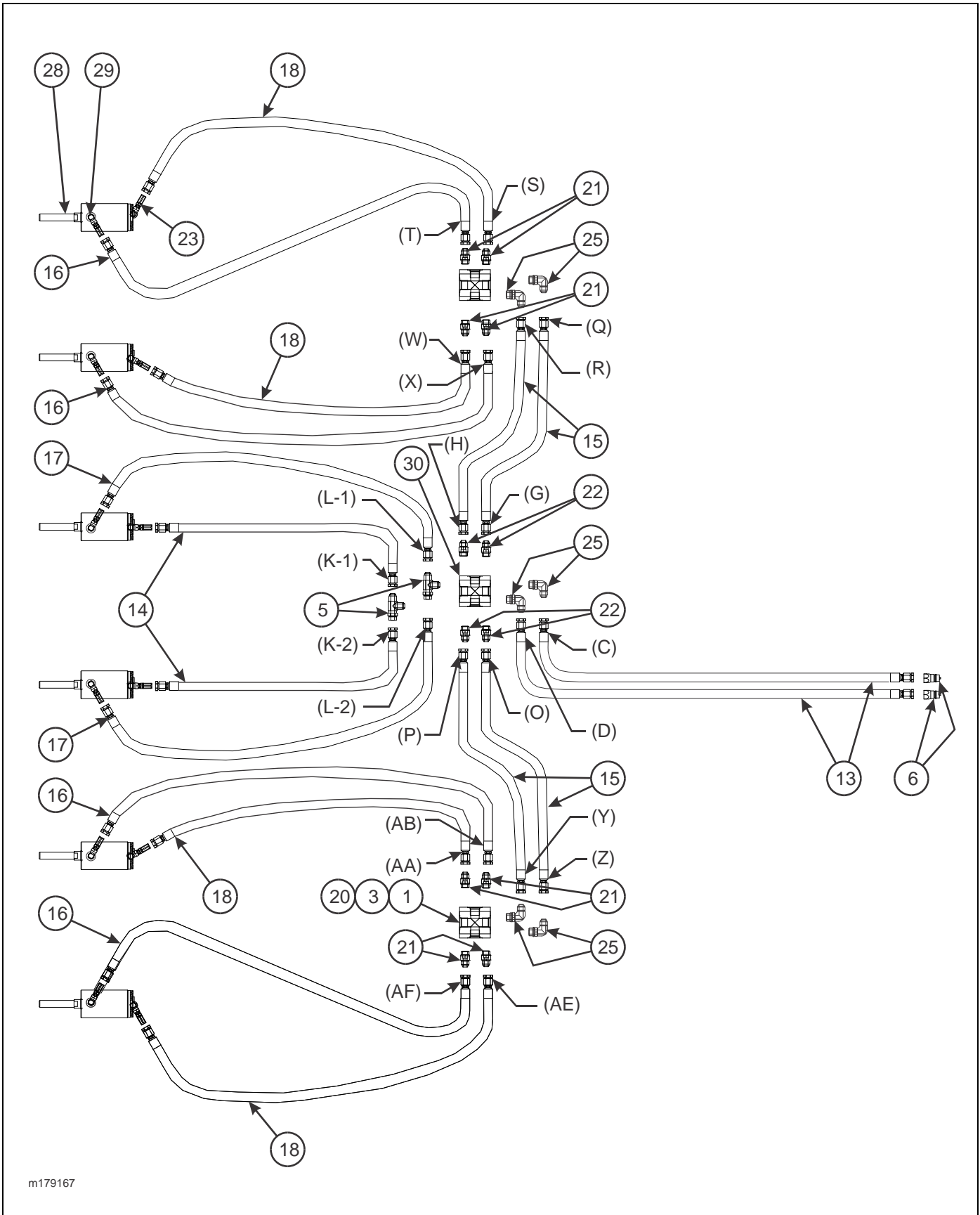
m179170

Figure 2-32: Finishing Conditioner Reel Assembly

## FINISHING CONDITIONER REEL ASSEMBLY

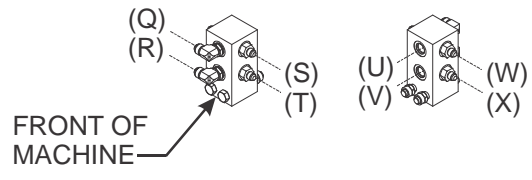
ITEM	PART NO.	DESCRIPTION	QTY.	
	180315	FINISHING CONDITIONER REEL ASSEMBLY (2410F-7-24)	*	
	179170	FINISHING CONDITIONER REEL ASSEMBLY (2410F-9-24)	*	
1	154686	CONDITIONER REEL/GANGBAR ASSY, 91" (SEE PAGE 2-63)	1	3
2	170727	REEL ARM ASSEMBLY (SEE PAGE 2-65)	4	4
3	170732	REEL ARM ASSEMBLY, 20" EXT (SEE PAGE 2-67)	2	2
4	179167	STD. REEL CRATE (SEE PAGE 2-59)	1	1
5	171036	CONDITIONER REEL/GANGBAR ASSY, 70" (SEE PAGE 2-63)	2	--

# ILLUSTRATED PARTS LIST

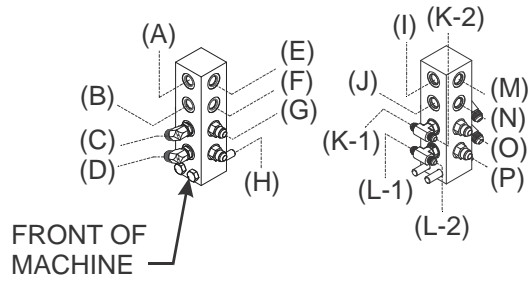


m179167

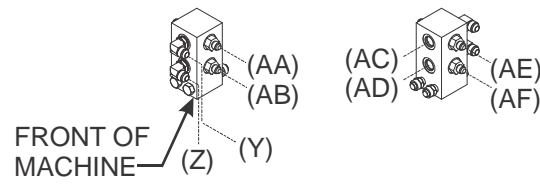
Figure 2-33: Finishing Reel Hydraulic and Miscellaneous Parts Assembly (1 of 3)



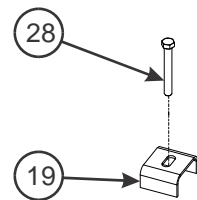
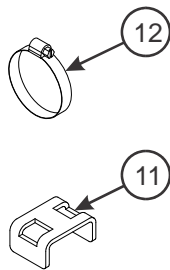
LEFT MANIFOLD



CENTER MANIFOLD

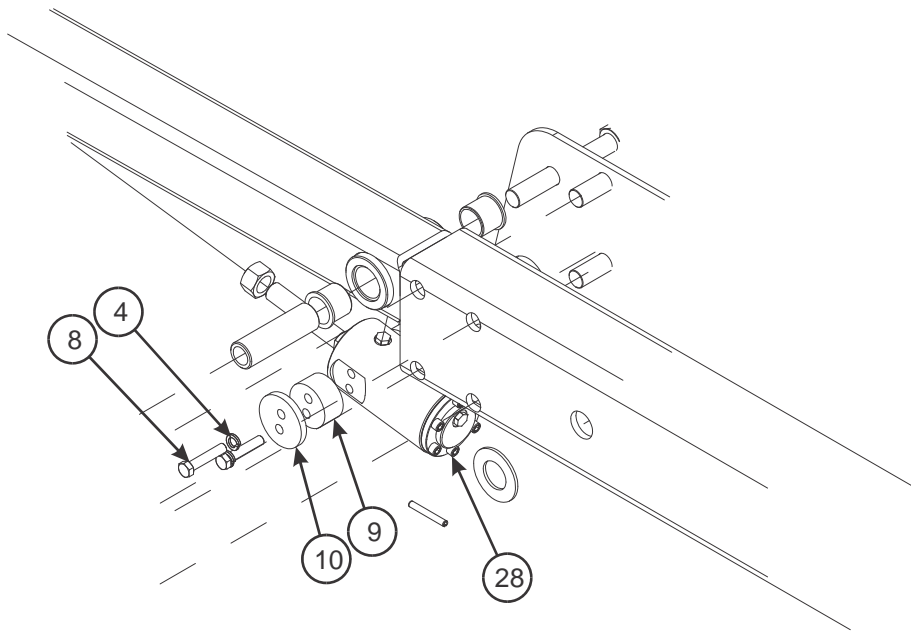


RIGHT MANIFOLD



m179167 p2

Figure 2-34: Finishing Reel Hydraulic and Miscellaneous Parts Assembly (2 of 3)



m179167 p3

Figure 2-35: Finishing Reel Hydraulic and Miscellaneous Parts Assembly (3 of 3)



## FINISHING REEL HYDRAULIC AND MISCELLANEOUS PARTS ASSEMBLY

ITEM	PART NO.	DESCRIPTION	QTY.
	179167	FINISHING REEL CRATE (2410F-9-24)	1
1	1-512-010005-09	NUT, HEX LOCK 1/2-13 GRB	4
2	1-512-010005-15	NUT, HEX LOCK 3/4-10 GRB	30
3	1-654-010055-11	SCREW, HEX HEAD CAP 1/2-13 X 3-1/2 GR5	4
4	1-861-010034-13	WASHER, SPLIT LOCK 1/2	16
5	139347	ADAPTER TEE	2
6	141828	COUPLER, MALE 3/4-16	2
7	155530	HOSE WRAP, BLACK 1" ID X 8" (NOT SHOWN)	1
8	169690	SCREW, HEX HEAD CAP 1/2-13 X 2-1/4 GR5	16
9	172534	TRUNNION, CYLINDER	8
10	172535	TRUNNION STOP, CYLINDER	8
11	174784	CLAMP, HOSE	4
12	172977	CLAMP, HOSE 2-1/2 - 8-1/2	4
13	172481	HOSE ASSEMBLY 3/8 X 428	2
14	7779-54	HOSE ASSEMBLY 1/4 X 54	2
15	71508987	HOSE ASSEMBLY 3/8 X 86	4
16	71509008	HOSE ASSEMBLY 1/4 X 40	4
17	7779-72	HOSE ASSEMBLY 1/4 X 72	2
18	7779-34	HOSE ASSEMBLY 1/4 X 34	4
19	2-181-010001	HOSE CLAMP	1
20	2-474-010022	MANIFOLD, HYDRAULIC ASSEMBLY 8 PORT	2
21	202702-8-6S	ADAPTER	8
22	202702-8-8S	ADAPTER	4
23	2061-6-6S	ADAPTER, 45	2
24	2062-6-6S	ADAPTER, 90	10
25	2062-8-8S	ADAPTER, 90	6
26	172537	CYLINDER, HYDRAULIC 2-1/2 X 2-1/2 (SEE PAGE 2-46)	REF
27	185766	CYLINDER, 2-1/2 X 3-1/2 STROKE (SEE PAGE 2-47) (BEFORE 6-8-2017)	REF
27	206672	CYLINDER, 2-1/2 X 3-1/2 STROKE (SEE PAGE 2-48) (AFTER 6-8-2017)	REF
28	108295	SCREW, HEX HEAD CAP 3/8-16 X 4 GR5	1

ILLUSTRATED PARTS LIST

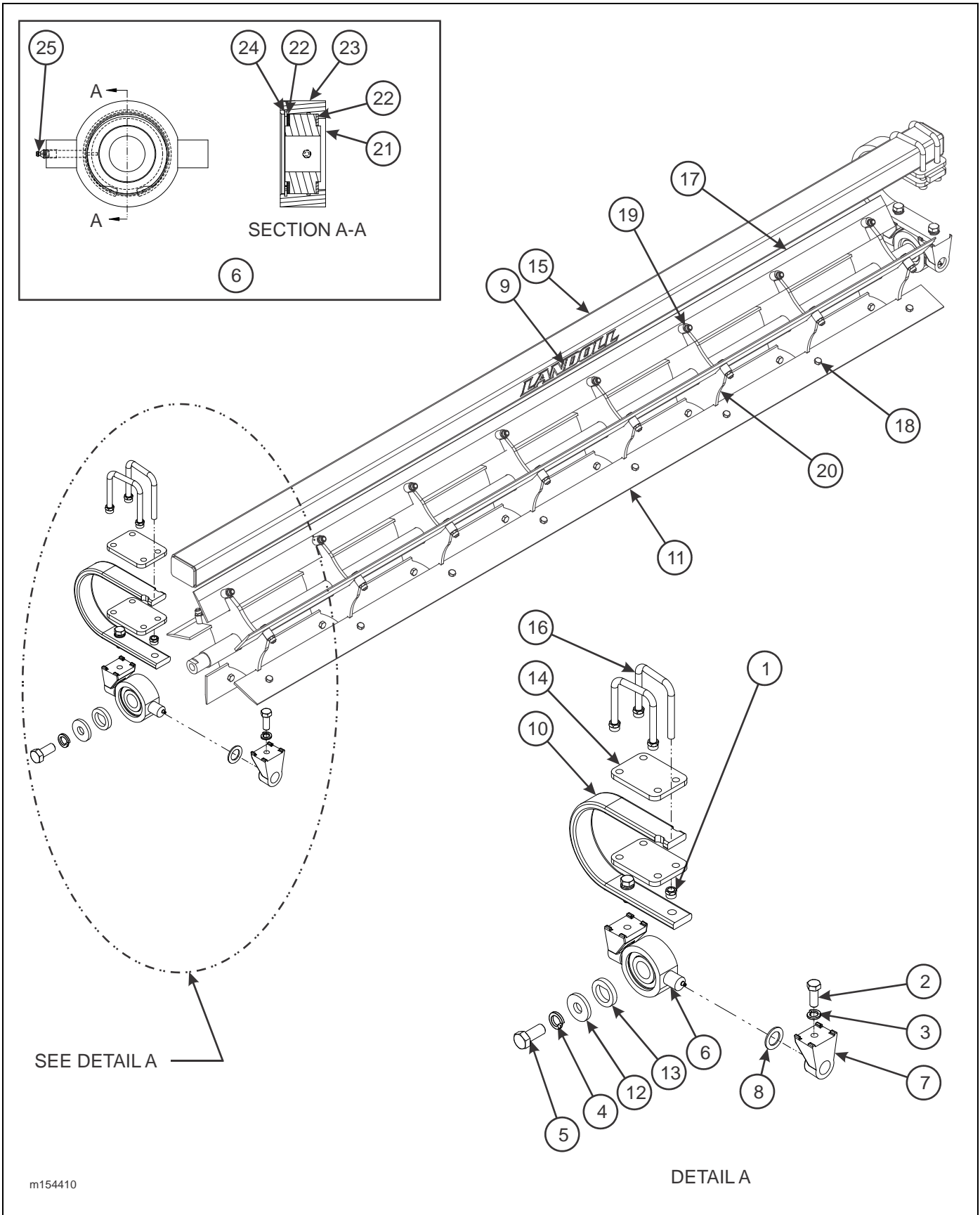


Figure 2-36: Reel/Gang Bar Assembly

## REEL/GANGBAR ASSEMBLY

ITEM	PART NO.	DESCRIPTION	QTY.			
	154406	REEL/GANGBAR ASSEMBLY 55"	*			
	154409	REEL/GANGBAR ASSEMBLY 91"		*		
	172529	REEL/GANG BAR ASSEMBLY 97"			*	
	180304	REEL/GANG BAR ASSEMBLY 64"				*
1	1-512-010005-13	NUT, HEX LOCK 5/8-11 GRB	8	8	8	8
2	1-654-010032-05	SCREW, HEX HEAD CAP 3/4-10 X 2 GR8	4	4	4	4
3	1-861-010034-17	WASHER, SPLIT LOCK 3/4	4	4	4	4
4	1-861-010034-21	WASHER, SPLIT LOCK 1"	2	2	2	2
5	137943	SCREW, HEX HEAD CAP 1-8 X 2-1/4 GR5	2	2	2	2
6	140477	BEARING, DISC 1.775 ID ASSEMBLY (INCL. ITEMS 21 - 25)	2	2	2	2
7	140479	MOUNT, TRUNNION BEARING	4	4	4	4
8	140480	WASHER, TRUNNION	2	2	2	2
9	148337	ATTACHMENT DECAL, LANDOLL	1	1	1	1
10	153716	SHANK, STRAIGHT 3/4 X 2-1/2	2	2	2	2
11	154652	REEL ASSEMBLY 55" BLADE (INCL ITEMS 17-20)	1	--	--	--
11	154184	REEL ASSEMBLY 91" BLADE (INCL ITEMS 17-20)	--	1	--	--
11	172528	REEL ASSEMBLY 97" BLADE (INCL ITEMS 17-20)	--	--	1	--
11	180305	REEL ASSEMBLY 64" BLADE (INCL ITEMS 17-20)	--	--	--	1
12	154185	WASHER, 3/8	2	2	2	2
13	154186	WASHER, FLAT TOP	2	2	2	2
14	154393	PLATE, SHANK MOUNT	4	4	4	4
15	154665	GANG BAR, 65" REEL 55"	1	--	--	--
15	154658	GANG BAR, 101" REEL 91"	--	1	--	--
15	155544	GANG BAR, 107" REEL 97	--	--	1	--
15	180306	GANG BAR, 64" REEL 64"	--	--	--	1
16	6-102-010009	U-BOLT	4	4	4	4
17	8-622-010025	REEL BLADE 55"	5	--	--	--
17	8-622-010012	REEL BLADE 91"	--	5	--	--
17	172531	REEL BLADE 97"	--	--	5	--
17	8-622-010016	REEL BLADE 64"	--	--	--	5
18	1-654-010055-05	SCREW, HEX HEAD CAP 1/2-13 X 2 GR5	40	30	35	25
19	1-512-010005-09	NUT, HEX LOCK 1/2-13 GRB	40	30	35	25
20	154136	REEL ASSEMBLY 55" BLADE	1	--	--	--
20	154140	REEL ASSEMBLY 91" BLADE	--	1	--	--
20	172527	REEL ASSEMBLY 97" BLADE	--	--	1	--
20	180310	REEL ASSEMBLY 64" BLADE	--	--	--	1
21	140464	BEARING, DISC 1.775ID	1	1	1	1
22	140473	WASHER, BEARING	2	2	2	2
23	140475	CASTING, TRUNNION BEARING	1	1	1	1
24	140476	INTERNAL RETAINING RING	1	1	1	1
25	5000	ZERK, FITTING 1/8	1	1	1	1

# ILLUSTRATED PARTS LIST

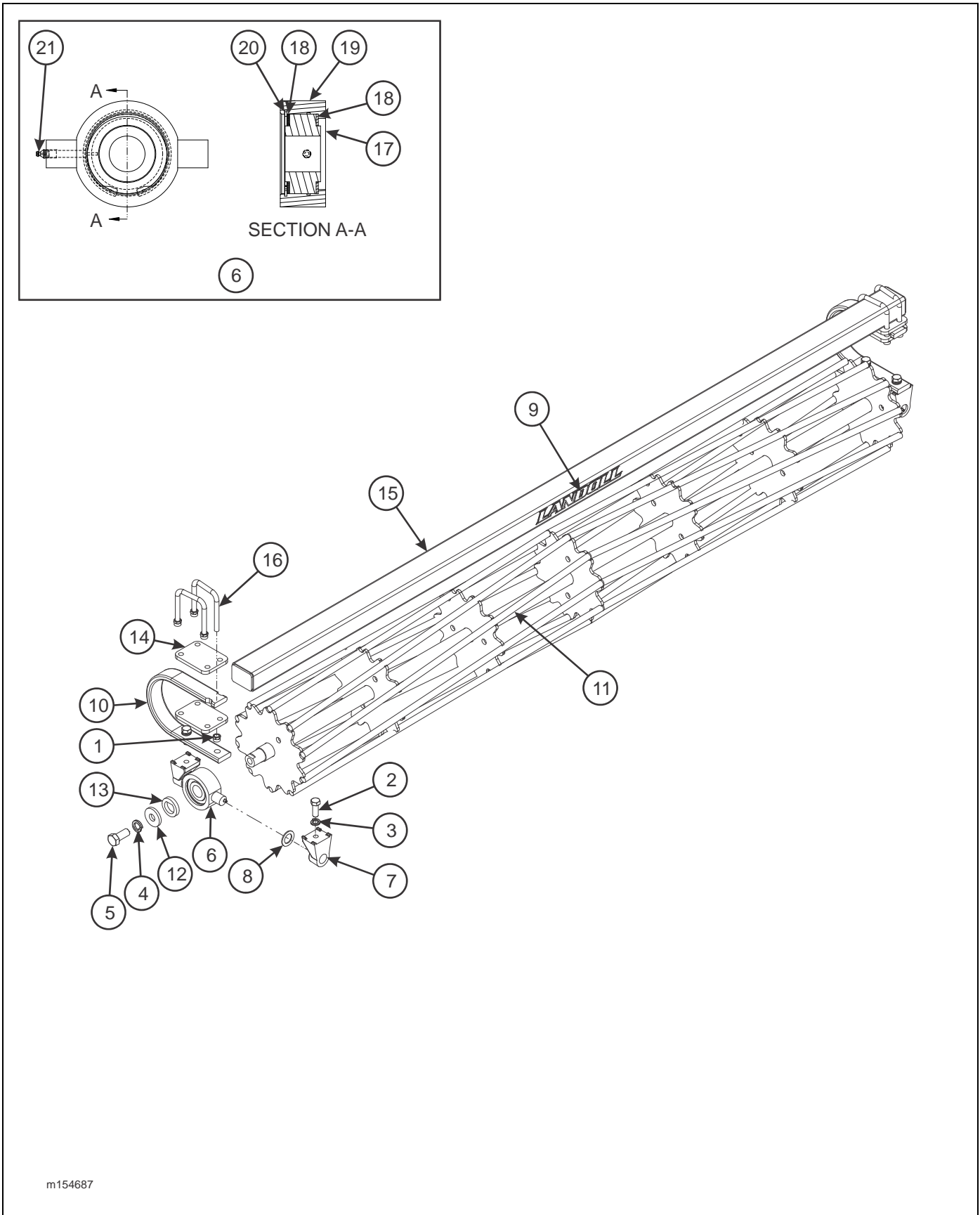
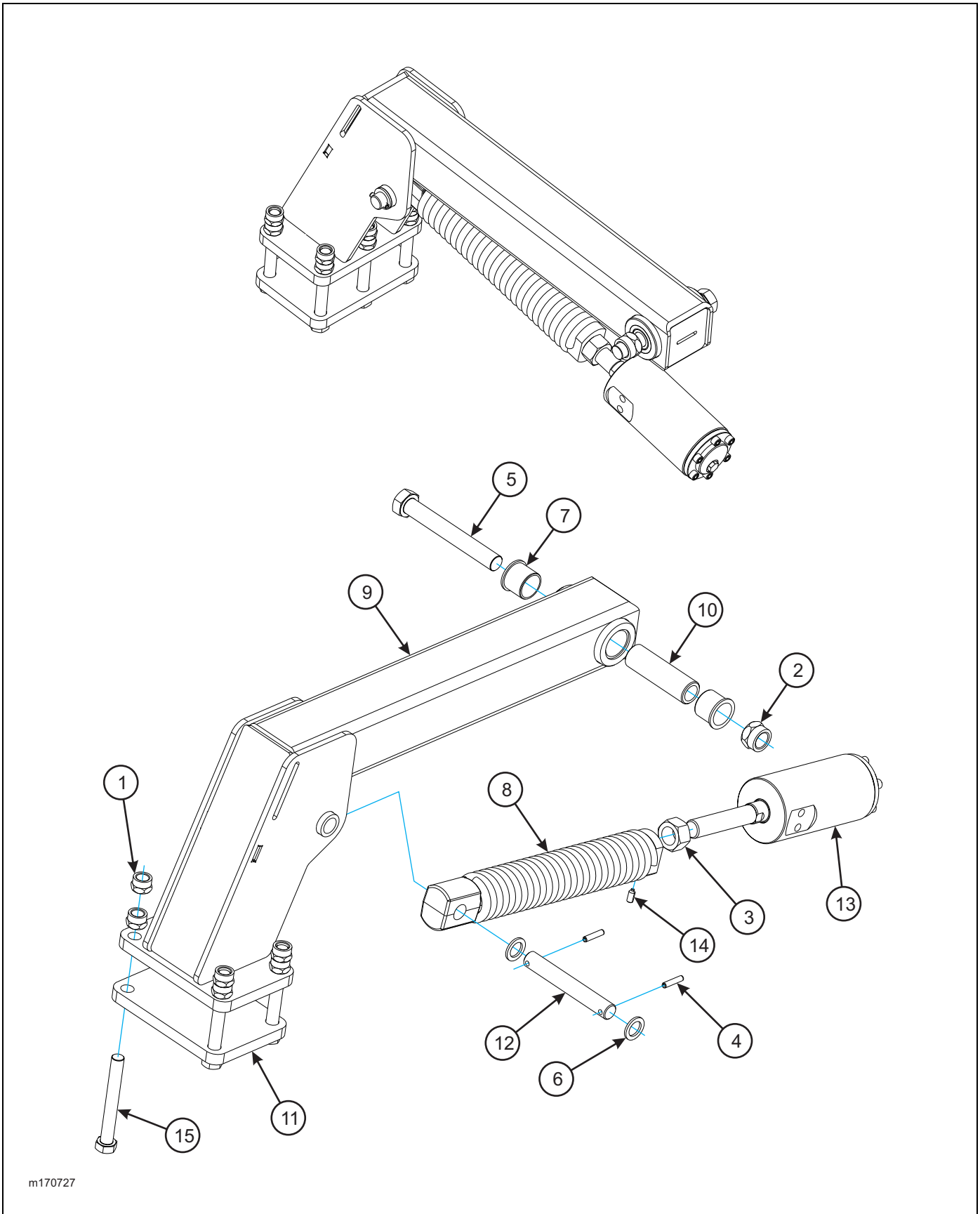


Figure 2-37: Conditioner Reel/Gang Bar Assembly

## CONDITIONER REEL/GANGBAR ASSEMBLY

ITEM	PART NO.	DESCRIPTION	QTY.			
	154686	CONDITIONER REEL/GANGBAR ASSY, 91"	*			
	156125	CONDITIONER REEL/GANGBAR ASSY, 129"		*		
	155545	CONDITIONER REEL/GANGBAR ASSY, 97"			*	
	171036	CONDITIONER REEL/GANGBAR ASSY, 70"				*
1	1-512-010005-13	NUT, HEX LOCK 5/8-11 GRB	8	8	8	8
2	1-654-010032-05	SCREW, HEX HEAD CAP 3/4-10 X 2 GR8	4	4	4	4
3	1-861-010034-17	WASHER, SPLIT LOCK 3/4	4	4	4	4
4	1-861-010034-21	WASHER, SPLIT LOCK 1"	2	2	2	2
5	137943	SCREW, HEX HEAD CAP 1-8 X 2-1/4 GR5	2	2	2	2
6	140477	BEARING, DISC 1.775 ID ASSEMBLY (INCL. ITEMS 17 - 21)	2	2	2	2
7	140479	MOUNT, TRUNNION BEARING	4	4	4	4
8	140480	WASHER, TRUNNION	2	2	2	2
9	148337	ATTACHMENT DECAL, LANDOLL	1	1	1	1
10	153716	SHANK, STRAIGHT 3/4 X 2-1/2	2	2	2	2
11	154691	CONDITIONER REEL, 91"	1	--	--	--
	156124	CONDITIONER REEL, 129"	--	1	--	--
	155520	CONDITIONER REEL, 97"	--	--	1	--
	171037	CONDITIONER REEL, 70"	--	--	--	1
12	154185	WASHER, 3/8 THICK	2	2	2	2
13	154186	WASHER, FLAT TOP	2	2	2	2
14	154393	PLATE, SHANK MOUNT	4	4	4	4
15	154658	GANG BAR, 101" REEL 91"	1	--	--	--
	155594	GANG BAR, 139" REEL 129"	--	1	--	--
	155544	GANG BAR, 107" REEL 97"	--	--	1	--
	171039	GANG BAR, 80" REEL 70"	--	--	--	1
16	6-102-010009	U-BOLT	4	4	4	4
17	140464	BEARING, DISC 1.775ID	1	1	1	1
18	140473	WASHER, BEARING	2	2	2	2
19	140475	CASTING, TRUNNION BEARING	1	1	1	1
20	140476	INTERNAL RETAINING RING	1	1	1	1
21	5000	ZERK, FITTING 1/8	1	1	1	1



m170727

Figure 2-38: Reel Arm Assembly

## REEL ARM ASSEMBLY

ITEM	PART NO.	DESCRIPTION	QTY.
	170727	REEL ARM ASSEMBLY	
1	1-512-010005-15	NUT, HEX LOCK 3/4-10 GRB	10
2	1-512-010005-19	NUT, HEX LOCK 1-8 GRB	1
3	1-512-010007-14	NUT, HEX 1-8 GRB <b>(BEFORE 6-8-2017)</b>	1
	206675	NUT, HEX 1-1/8-12 UNF GR5 ZP <b>(AFTER 6-8-2017)</b>	1
4	1-647-010004236	ROLL PIN, SLOTTED 5/16 X 1-1/2	2
5	100856	SCREW, HEX HEAD CAP 1-8 X 7-1/2 GR5	1
6	117957	MACHINERY BUSHING	2
7	140599	BEARING, FLANGE 1-1/2 <b>(BEFORE 6-8-2017)</b>	2
8	158795	SPRING ASSEMBLY, 17" <b>(AFTER 6-8-2017)</b>	1
8	206652	SPRING ASSEMBLY, 17" 1-1/8 THD	1
9	170851	ARM, REEL	1
10	170852	BUSHING, PIVOT 5"	1
11	170862	PLATE, GANG BAR MOUNT	1
12	172526	PIN, PIVOT	1
13	172537	CYLINDER, HYDRAULIC 2-1/2 X 2-1/2 STROKE <b>(SEE PAGE 2-46)</b> <b>(BEFORE 9/1/14)</b>	1
13	185766	CYLINDER, HYDRAULIC 2-1/2 X 3-1/2 STROKE <b>(SEE PAGE 2-47)</b> <b>(AFTER 9/1/14)</b>	1
13	206675	CYLINDER, HYDRAULIC 2-1/2 X 3-1/2 ST 1-1/8 THDS <b>(SEE PAGE 2-48)</b> <b>(AFTER 6-8-2017)</b>	1
14	1P444	SET SCREW, 3/8-16 X 3/4 NYLON <b>(AFTER 6-8-2017)</b>	1
15	172884	SCREW, HEX CAP 3/4-10UNCX6 GR8 ZP	5

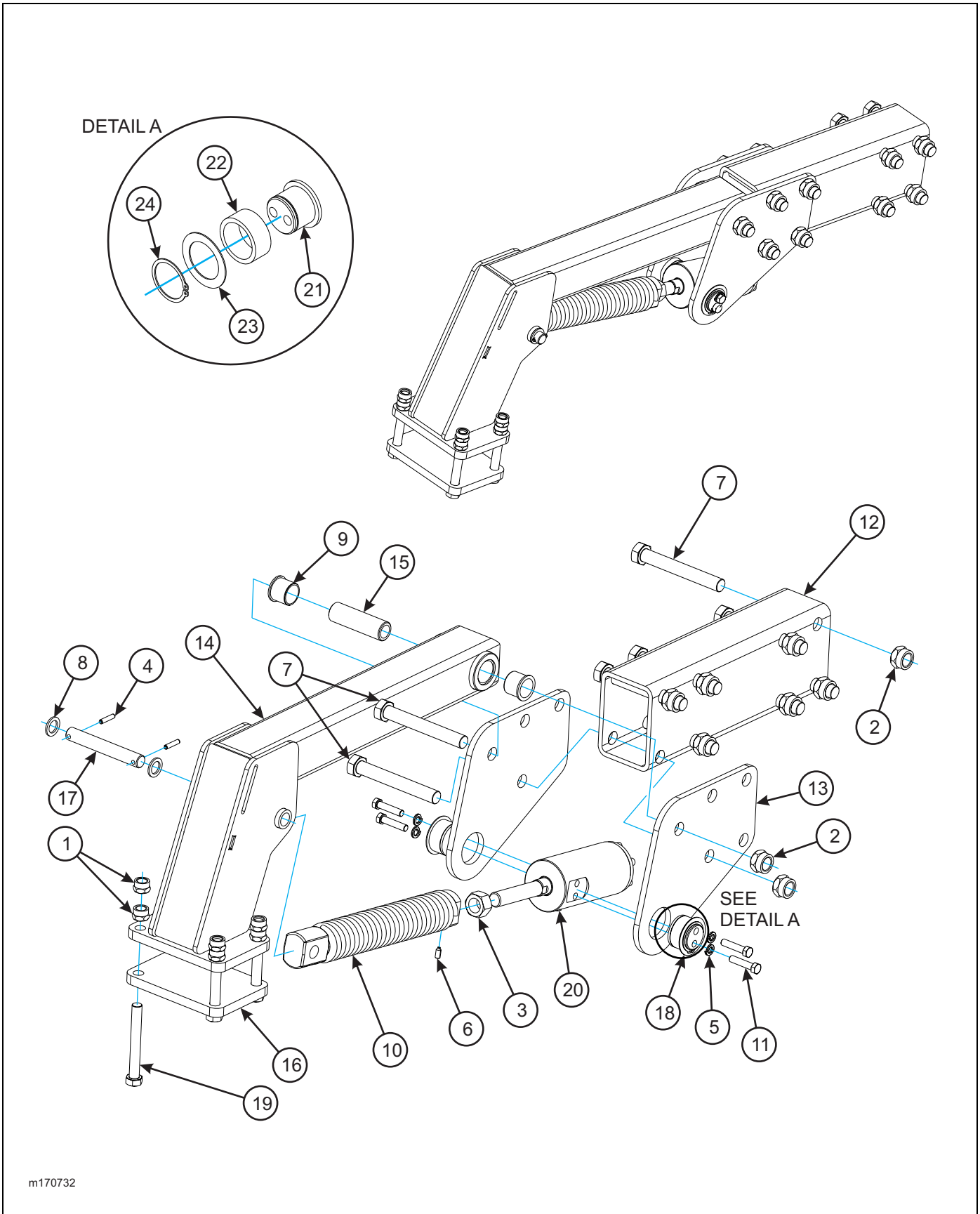
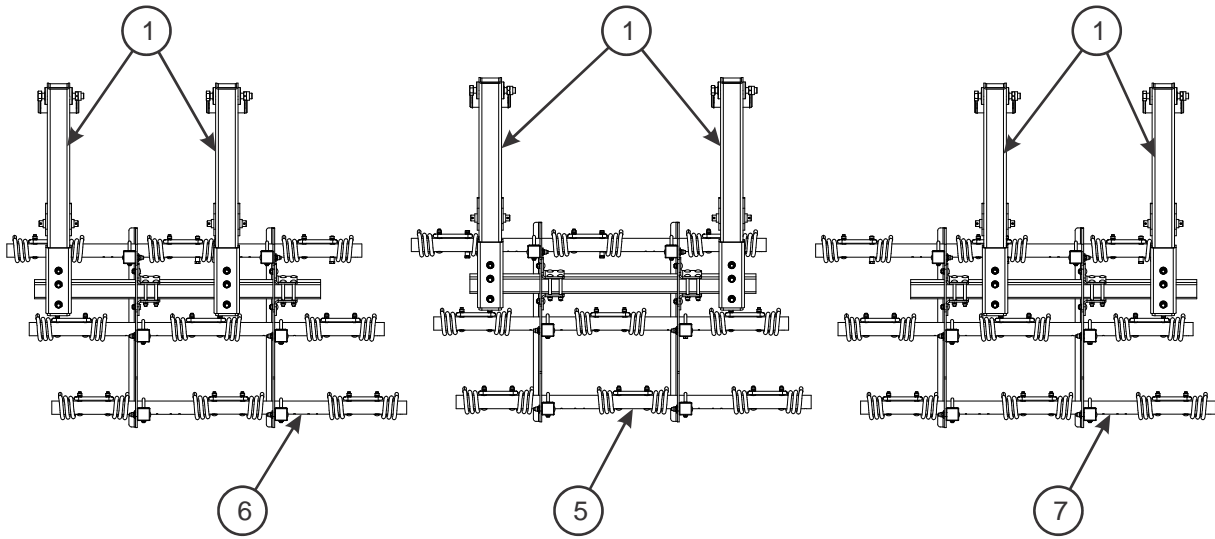


Figure 2-39: Reel Arm Assembly

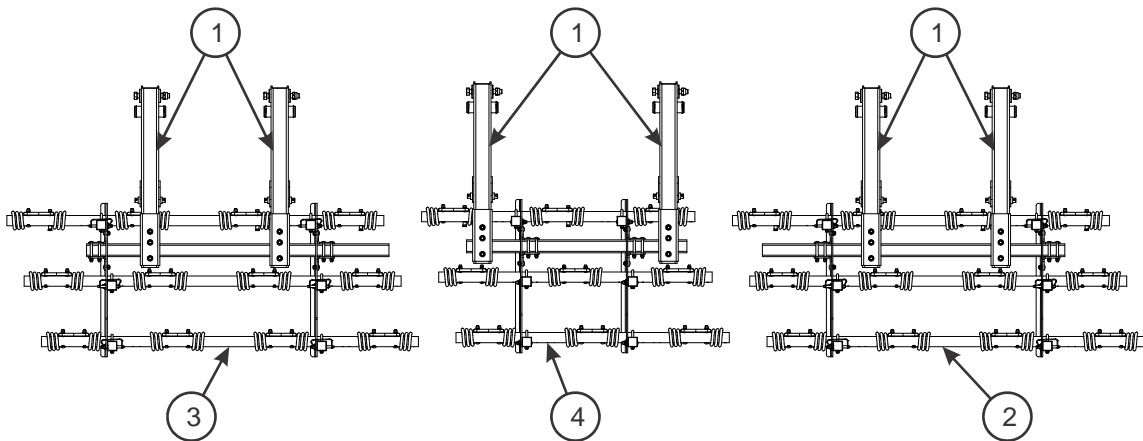


## REEL ARM ASSEMBLY

ITEM	PART NO.	DESCRIPTION	QTY.
	170732	REEL ARM ASSEMBLY	
1	1-512-010005-15	NUT, HEX LOCK 3/4-10 GRB	5
2	1-512-010005-19	NUT, HEX LOCK 1-8 GRB	9
3	1-512-010007-14	NUT, HEX 1-8 GRB <b>(BEFORE 6-8-17)</b>	1
3	206675	NUT, HEX 1-1/8-12 UNF GR5 ZP <b>(AFTER 6-8-17)</b>	1
4	1-647-010004236	ROLL PIN, SLOTTED 5/16 X 1-1/2	2
5	1-861-010034-13	WASHER, LKG, HCL SPR, 1/2	4
6	1P444	SET SCREW, 3/8-16X3/4 NYLON <b>(AFTER 6-8-17)</b>	1
7	100856	SCREW, HEX 1-8UNC X 7-1/2 GR5	9
8	117957	MACHINERY BUSHING	2
9	140599	BEARING, FLANGE 1-1/2	2
10	158795	SPRING ASSEMBLY, 17" <b>(BEFORE 6-8-17)</b>	1
10	206652	SPRING ASSY, 17" 1-7/8 THD <b>(AFTER 6-8-17)</b>	1
11	169690	SCREW, HEX HEAD CAP 1/2-13 X 2-1/4 GR5	4
12	170730	TUBE, HARROW ARM 20"	1
13	170850	PLATE, SPRING MOUNT	2
14	170851	ARM, REEL	1
15	170852	BUSHING, PIVOT 5"	1
16	170862	PLATE, GANG BAR MOUNT	1
17	172526	PIN, PIVOT	1
18	172534	TRUNNION, CYLINDER <b>(BEFORE 2-20-16)</b>	2
18	198321	ASSY, TRUNION MOUNT 1-5/8" <b>(AFTER 2-20-16)</b>	2
19	172884	SCREW HEX CAP, 3/4-10UNCX6 GR8 ZP	5
20	172537	CYLINDER, HYDRAULIC 2-1/2 X 2-1/2 STROKE <b>(SEE PAGE 2-46)</b> <b>(BEFORE 9/1/14)</b>	1
20	185766	CYLINDER, HYDRAULIC 2-1/2 X 3-1/2 STROKE <b>(SEE PAGE 2-47)</b> <b>(AFTER 9/1/14)</b>	1
20	206672	CYLINDER, HYDRAULIC 2-1/2 X 3-1/2 ST 1-1/8 THDS <b>(SEE PAGE 2-48)</b> <b>(AFTER 6/8/17)</b>	1
21	188528	TRUNION, CYLINDER	1
22	188531	TRUNION, BEARING	1
23	109895	WASHER, 30D X 2-1/16 ID X 14GA	1
24	188530	SNAP RING, 2 SHAFT	1



P/N 180316 (2410F-7-24)



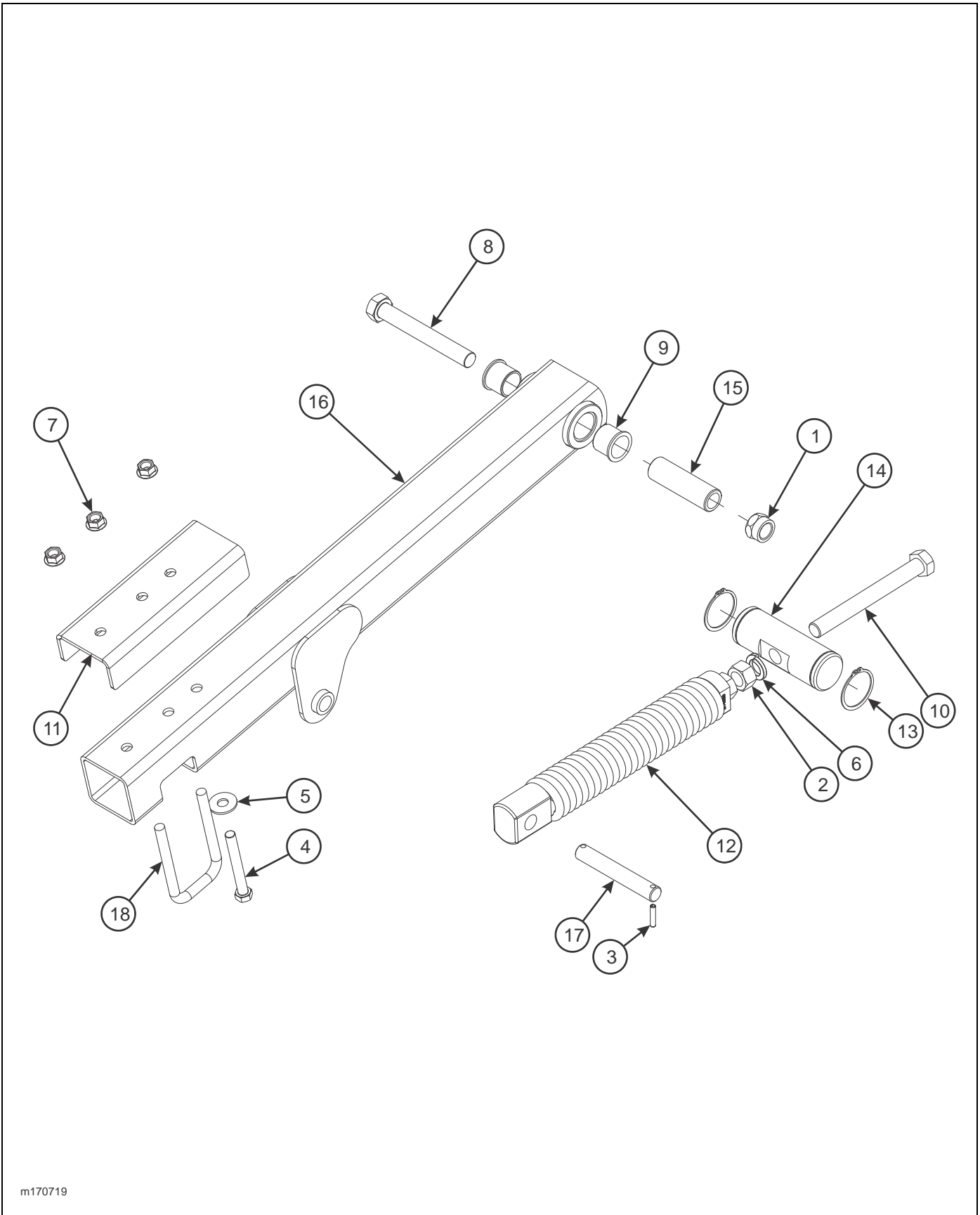
P/N 179171 (2410F-9-24)

m179171

Figure 2-40: Finishing Harrow Assembly

## FINISHING HARROW ASSEMBLY

ITEM	PART NO.	DESCRIPTION	QTY.	
	180316	3 ROW COIL TINE HARROW ASSEMBLY (2410F-7-24)	*	
	179171	3 ROW COIL TINE HARROW ASSEMBLY (2410F-9-24)		*
1	170719	HARROW ARM ASSEMBLY, COIL TINE (SEE PAGE 2-71)	6	6
2	170871	4 TINE HARROW ASSEMBLY, RH (SEE PAGE 2-51)	--	1
3	170721	4 TINE HARROW ASSEMBLY, LH (SEE PAGE 2-51)	--	1
4	174737	3 TINE HARROW ASSEMBLY (SEE PAGE 2-51)	--	1
5	180317	3 TINE CENTER HARROW ASSEMBLY (SEE PAGE 2-51)	1	--
6	180318	3 TINE LH HARROW ASSEMBLY (SEE PAGE 2-51)	1	--
7	180319	3 TINE RH HARROW ASSEMBLY (SEE PAGE 2-51)	1	--



m170719

Figure 2-41: Coil Tine Harrow Arm Assembly

## COIL TINE HARROW ARM ASSEMBLY

ITEM	PART NO.	DESCRIPTION	QTY.
	170719	HARROW ARM ASSEMBLY, COIL TINE	
1	1-512-010005-19	NUT, HEX LOCK 1-8 GRB	1
2	1-512-010007-14	NUT, HEX 1-8 GRB	2
3	1-647-010004236	ROLL PIN, SLOTTED 5/16 X 1-1/2	2
4	1-654-010059-15	SCREW, HEX HEAD CAP 5/8-11 X5 GR5	1
5	1-861-010032-19	WASHER, FLAT 5/8W	1
6	1-861-010034-21	WASHER, SPLIT LOCK 1"	1
7	100827	NUT, FLANGE HEAD SERRATED 5/8-11	3
8	100856	SCREW, HEX HEAD CAP 1-8 X 7-1/2 GR5	1
9	140599	BEARING, FLANGE 1-1/2	2
10	152210	BOLT, SPRING ADJ 1 X 9	1
11	158080	PLATE, HARROW STIFFENER	1
12	158795	SPRING ASSEMBLY, 17"	1
13	158896	SNAP RING, 2-1/2 SHAFT	2
14	160199	PIN, ADJUSTMENT 7-1/4 W/ SNAP RING	1
15	170852	BUSHING, PIVOT 4-1/4	1
16	170858	ARM, TINE HARROW	1
17	172526	PIN, PIVOT	1
18	8-102-010043	U-BOLT, SPRING CLAMP	1



7-PIN CONN.	4-PIN TOWER	CIRCUIT	WIRE COLOR
1	D	GROUND	GROUND
2	-	WORK LAMPS	BLACK ●
3	B	LEFT FLASHING & TURN	YELLOW ●
4	-	STOP LAMPS	RED ●
5	A	RIGHT FLASHING & TURN	GREEN ●
6	C	TAIL LAMPS	BROWN ●
7	-	SWITCHED POWER (12 V)	BLUE ●

**MAIN WARNING LIGHT HARNESS - WIRING CHART**

	1	2	3	4	5
	2-PIN TOWER	3-PIN TOWER	6-PIN SHROUD	3-PIN TOWER	2-PIN TOWER
● BLACK LEFT TURN			A	C	
● WHITE GROUND	A	A	B	A	A
● BROWN TAIL LIGHT		B	C	B	
● YELLOW LEFT TURN			D		B
● GREEN RIGHT TURN	B		E		
● RED RIGHT TURN		C	F		

**REAR WARNING LIGHT HARNESS - WIRING CHART**

Figure 2-42: Electrical Wiring Chart

ILLUSTRATED PARTS LIST

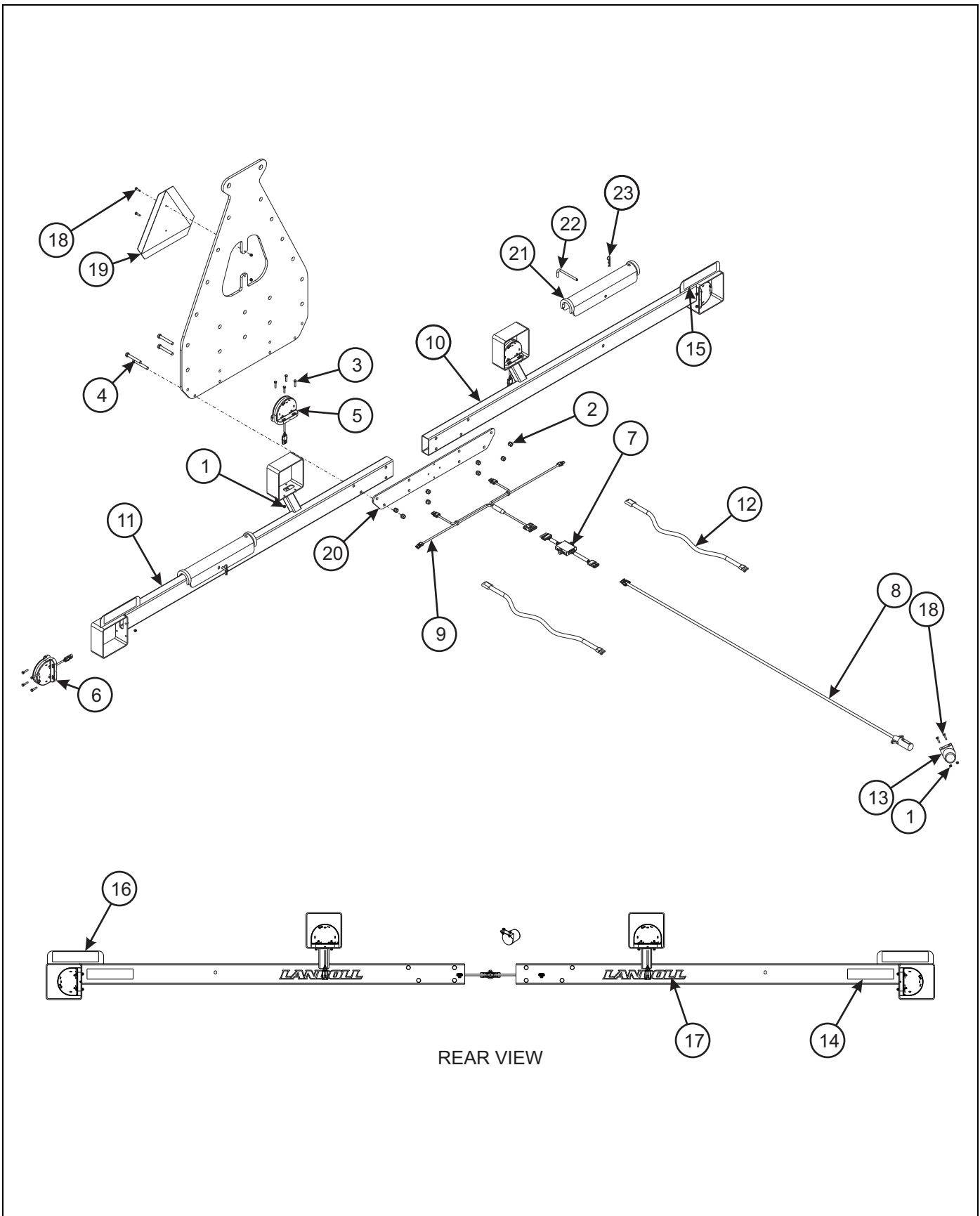


Figure 2-43: Electrical Assembly (Before 1-22-2015)



**ELECTRICAL ASSEMBLY (BEFORE 1-22-2015)**

ITEM	PART NO.	DESCRIPTION	QTY.
	179130	LIGHT KIT (BEFORE 1-22-2015)	
1	1-512-010005-01	NUT, HEX LOCK 1/4-20 GRB	18
2	1-512-010005-09	NUT, HEX LOCK 1/2-13 GRB	8
3	1-654-010047-07	SCREW, HEX HEAD CAP 1/4-20 X 1-1/4 GR5	16
4	1-654-010055-12	SCREW, HEX HEAD CAP 1/2-13 X 3-3/4 GR5	6
5	174435	LAMP, AG RED SINGLE LED	2
6	174436	LAMP, AG AMBER SINGLE LED	2
7	174437	MODULE, AG FLASHER CONTROL	1
8	174438	HARNESS, MAIN WARNING LIGHTS	1
9	174439	HARNESS, REAR WARNING LIGHTS	1
10	179517	LIGHTBAR ASSEMBLY, LH (INCL. ITEMS 14-16)	1
11	179518	LIGHTBAR ASSEMBLY, RH (INCL. ITEMS 14-16)	1
12	2-368-010273	HARNESS, 34" EXTENSION	3
13	2-368-010287	HARNESS, STOR-AWAY	1
14	528933	REFLECTOR, RED 2 X 9	2
15	528934	REFLECTOR, YELLOW 2 X 9	2
16	528938	STRIPE, ORANGE 2 X 9	2
17	148337	ATTACHMENT DECAL, LANDOLL	2
18	1-654-010047-06	SCREW, HEX HEAD CAP 1/4-20 X 1 GR5	4
19	70260977	SMV EMBLEM	REF
20	179481	PLATE, LIGHT BAR	1
21	179151	LOCKOUT, 2" X 16"	2
22	104358	L-PIN, CYLINDER STOP	2
23	1-557-010403	PIN, HAIR 1/8	2

# ILLUSTRATED PARTS LIST

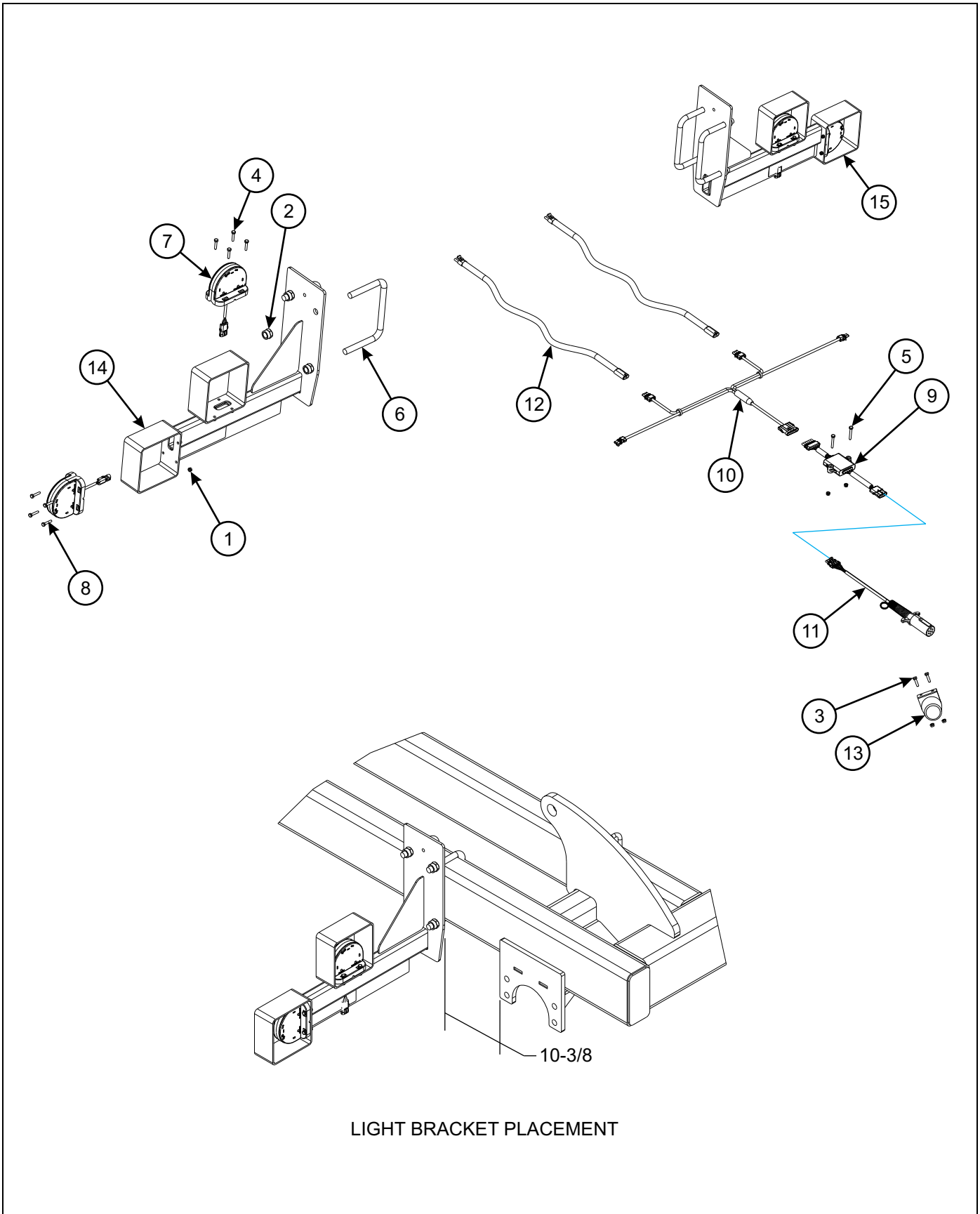


Figure 2-44: Electrical Assembly (After 1-22-2015)

**ELECTRICAL ASSEMBLY (AFTER 1-22-2015)**

ITEM	PART NO.	DESCRIPTION	QTY.
	188750	LIGHT KIT (AFTER 1-22-2015)	
1	1-512-010005-01	NUT, HEX LOCK 1/4-20 GRB	20
2	1-512-010005-15	NUT, HEX LOCK 3/4-10 GRB	8
3	1-654-010047-06	SCREW, HEX HEAD CAP 1/4-20 X 1GR5	2
4	1-654-010047-07	SCREW, HEX HEAD CAP 1/4-20 X 1-1/4 GR5	16
5	1-654-010047-09	SCREW, HEX HEAD CAP 1/4-20 X 1-3/4 GR5	2
6	165556	U-BOLT, 8-13/16	4
7	174435	LAMP, AG RED SINGLE LED	2
8	174436	LAMP, AG AMBER SINGLE LED	2
9	174437	MODULE, AG FLASHER CONTROL	1
10	175151	HARNESS, REAR WARNING LIGHTS	1
11	175152	HARNESS, 7 PIN/4 PIN WP	1
12	2-368-010274	HARNESS, 30" EXTENSION	2
13	2-368-010287	HARNESS, STOR-AWAY	1
14	188830	BRACKET, LIGHT RH W/ REF	REF
15	188834	BRACKET, LIGHT LH W/ REF	REF

# ILLUSTRATED PARTS LIST

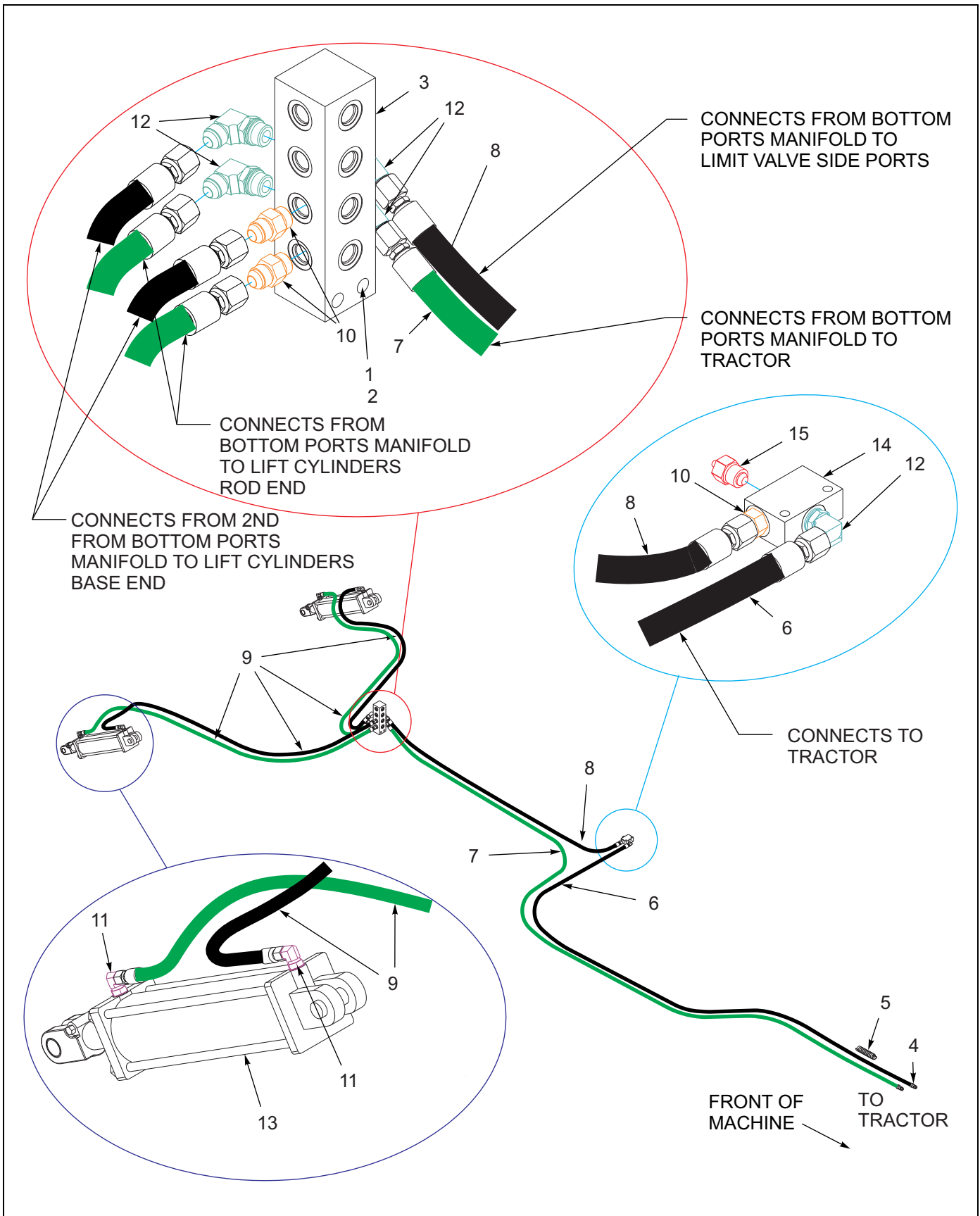
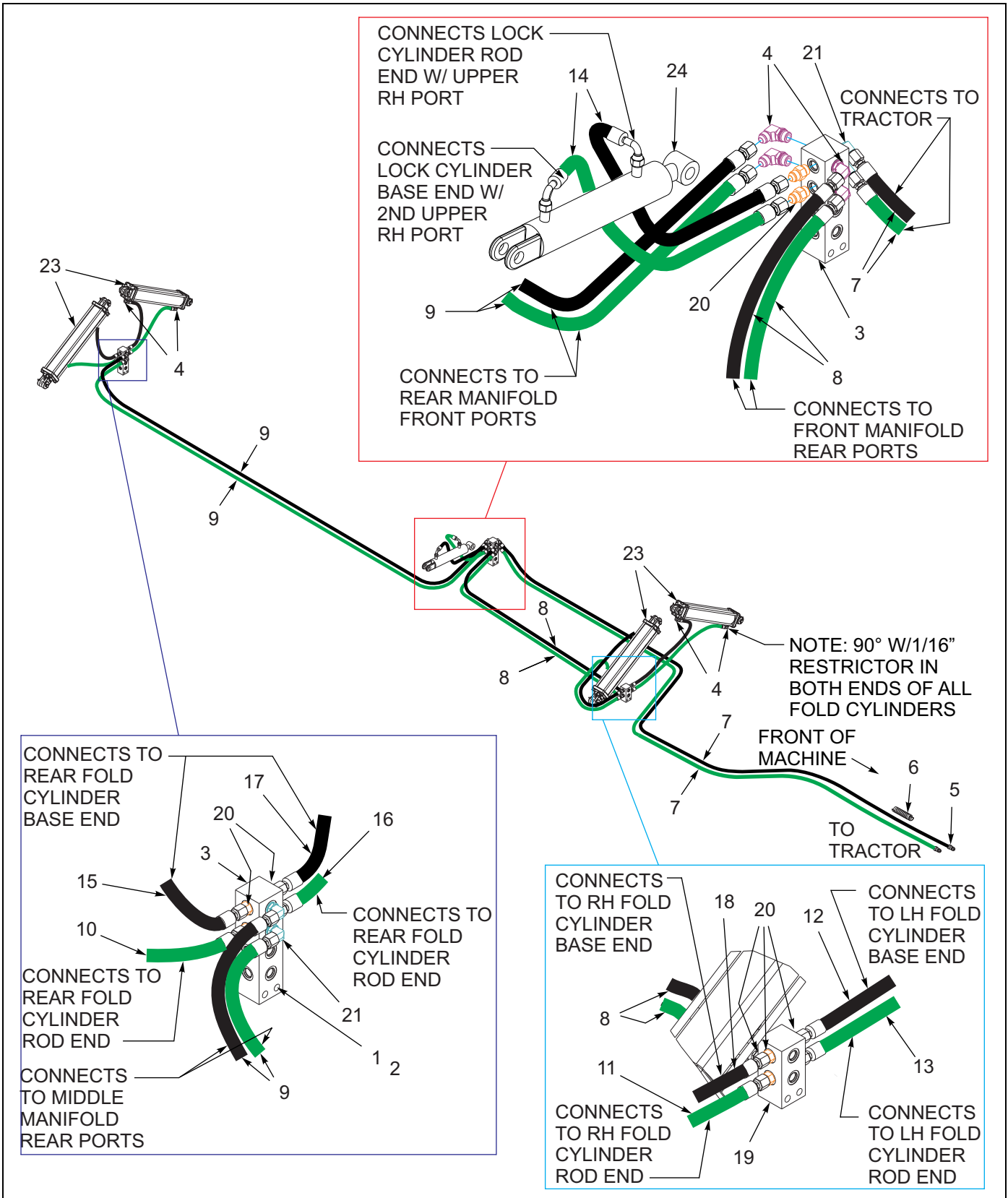


Figure 2-45: Lift Hydraulic Assembly

## Lift Hydraulic Assembly

ITEM	PART NO.	DESCRIPTION	QTY.
	179129	HYDRAULIC KIT	
	179156	HOSE KIT	
1	1-512-010005-09	NUT, HEX LOCK 1/2-13 GRB <b>(NOT SHOWN)</b>	2
2	1-654-010055-12	SCREW, HEX HEAD CAP 1/2-13 X 3-3/4 GR5 <b>(NOT SHOWN)</b>	2
3	141594	MANIFOLD, HYDRAULIC ASSEMBLY 16 PORT	1
4	141828	COUPLER, MALE 3/4-16	2
5	155528	HOSE WRAP, BLUE 1" ID X 8"	1
6	156964	HOSE ASSEMBLY 1/2 X 204	1
7	168892	HOSE ASSEMBLY 1/2 X 271	1
8	51039-30	HOSE ASSEMBLY 1/2 X 94	1
9	71509382	HOSE ASSEMBLY 3/8 X 112	4
10	202702-8-8S	ADAPTER	5
11	2062-10-8S	ADAPTER, 90	4
12	2062-8-8S	ADAPTER, 90	2
13	177346	CYLINDER HYDRAULIC 4-1/2" X 16" <b>(SEE PAGE 2-82)</b>	REF
14	140693	VALVE, LIMIT	REF
15	142656	LIMIT VALVE PARTS KIT	1



**Figure 2-46: Fold Hydraulic Assembly**

## Fold Hydraulic Assembly

ITEM	PART NO.	DESCRIPTION	QTY.
	179129	HYDRAULIC KIT	
	179156	HOSE KIT	
1	1-512-010005-09	NUT, HEX LOCK 1/2-13 GRB <b>(NOT SHOWN)</b>	4
2	1-654-010055-12	SCREW, HEX HEAD CAP 1/2-13 X 3-3/4 GR5 <b>(NOT SHOWN)</b>	4
3	141594	MANIFOLD, HYDRAULIC ASSEMBLY 16 PORT	1
4	141826	ELBOW 90 3/4 O-RING 1/16 RESTRICTOR	12
5	141828	COUPLER, MALE 3/4-16	2
6	155528	HOSE WRAP, BLUE 1" ID X 8"	1
7	179497	HOSE ASSEMBLY 3/8 X 282	2
8	139213	HOSE ASSEMBLY 3/8 X 105	2
9	117163	HOSE ASSEMBLY 3/8 X 196	2
10	147123	HOSE ASSEMBLY 3/8 X 31	1
11	147584	HOSE ASSEMBLY 3/8 X 40	1
12	117259	HOSE ASSEMBLY 3/8 X 48	1
13	71508992	HOSE ASSEMBLY 3/8 X 50	1
14	166549	HOSE ASSEMBLY 3/8 X 57	2
15	137602	HOSE ASSEMBLY 3/8 X 27	1
16	147123	HOSE ASSEMBLY 3/8 X 31	1
17	137602	HOSE ASSEMBLY 3/8 X 27	1
18	147123	HOSE ASSEMBLY 3/8 X 31	1
19	2-474-010022	MANIFOLD, HYDRAULIC ASSEMBLY 8 PORT	2
20	202702-8-8S	ADAPTER	12
21	2062-8-8S	ADAPTER, 90	4
22	155529	HOSE WRAP, YELLOW 1" ID X 8" <b>(NOT SHOWN)</b>	1
23	179463	CYLINDER HYDRAULIC 4" X 24" <b>(SEE PAGE 2-83)</b>	REF
24	129251	CYLINDER, HYDRAULIC 1-3/4" X 6" <b>(SEE PAGE 2-86)</b>	REF

## ILLUSTRATED PARTS LIST

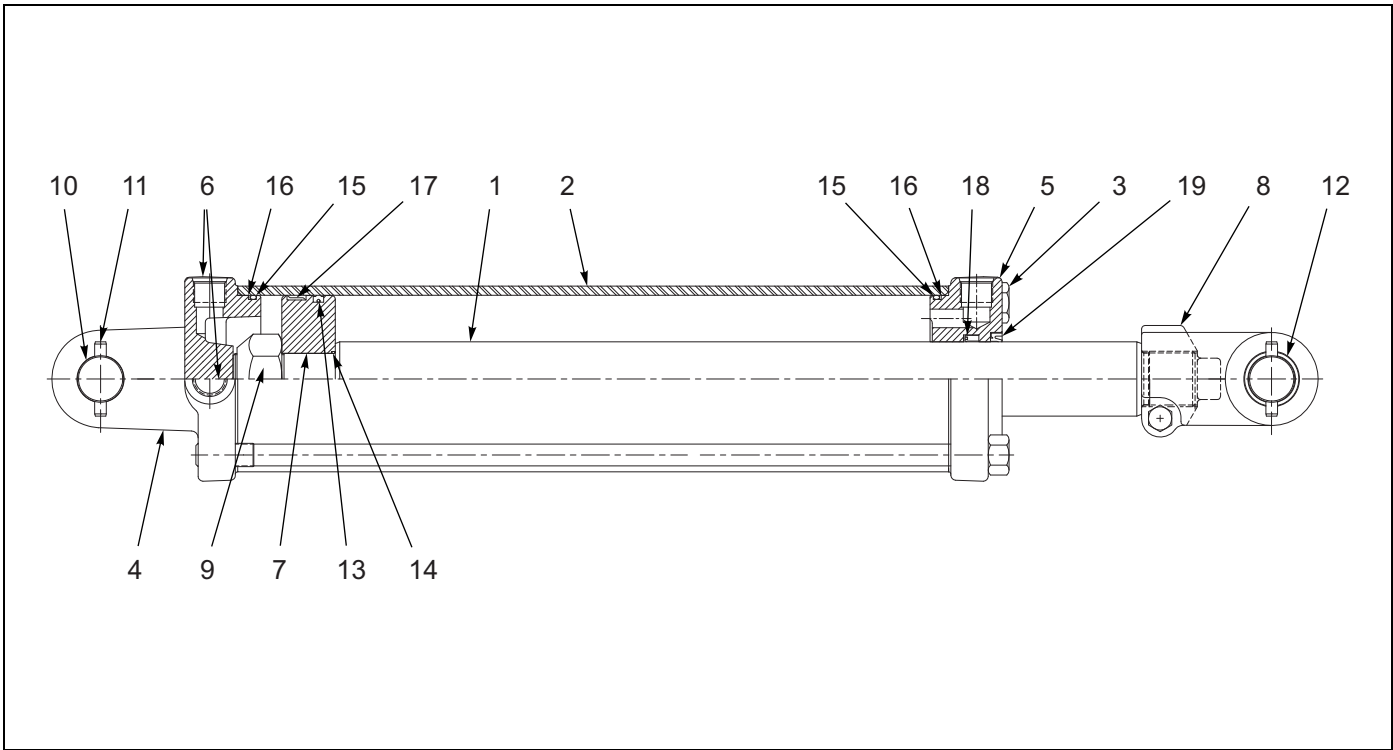


Figure 2-47: Hydraulic Cylinder - 4-1/2" X 16"

### Hydraulic Cylinder - 4-1/2" X 16"

ITEM	PART NO.	DESCRIPTION	QTY.
	177346	CYLINDER HYDRAULIC 4-1/2" X 16"	
1	180480	PISTON ROD	1
2	----	TUBE	1
3	----	TIEROD ASSEMBLY	4
4	----	BUTT	1
5	180481	GLAND	1
6	----	PORT PLUG	3
7	----	PISTON	1
8	180482	CLEVIS ASSEMBLY	1
9	----	LOCKNUT	1
10	----	CLEVIS PIN	2
11	----	ROLL PIN	4
12	----	BUSHING	2
13	----	CROWN SEAL	1
14	----	O-RING	1
15	----	O-RING	2
16	----	BU-WASHER	2
17	----	BEARING RING	1
18	----	U-CUP	1
19	----	WIPER	1
20	----	DECAL (NOT SHOWN)	1
	180483	SEAL KIT (NOT SHOWN) (INCLUDES ITEMS 13-19)	



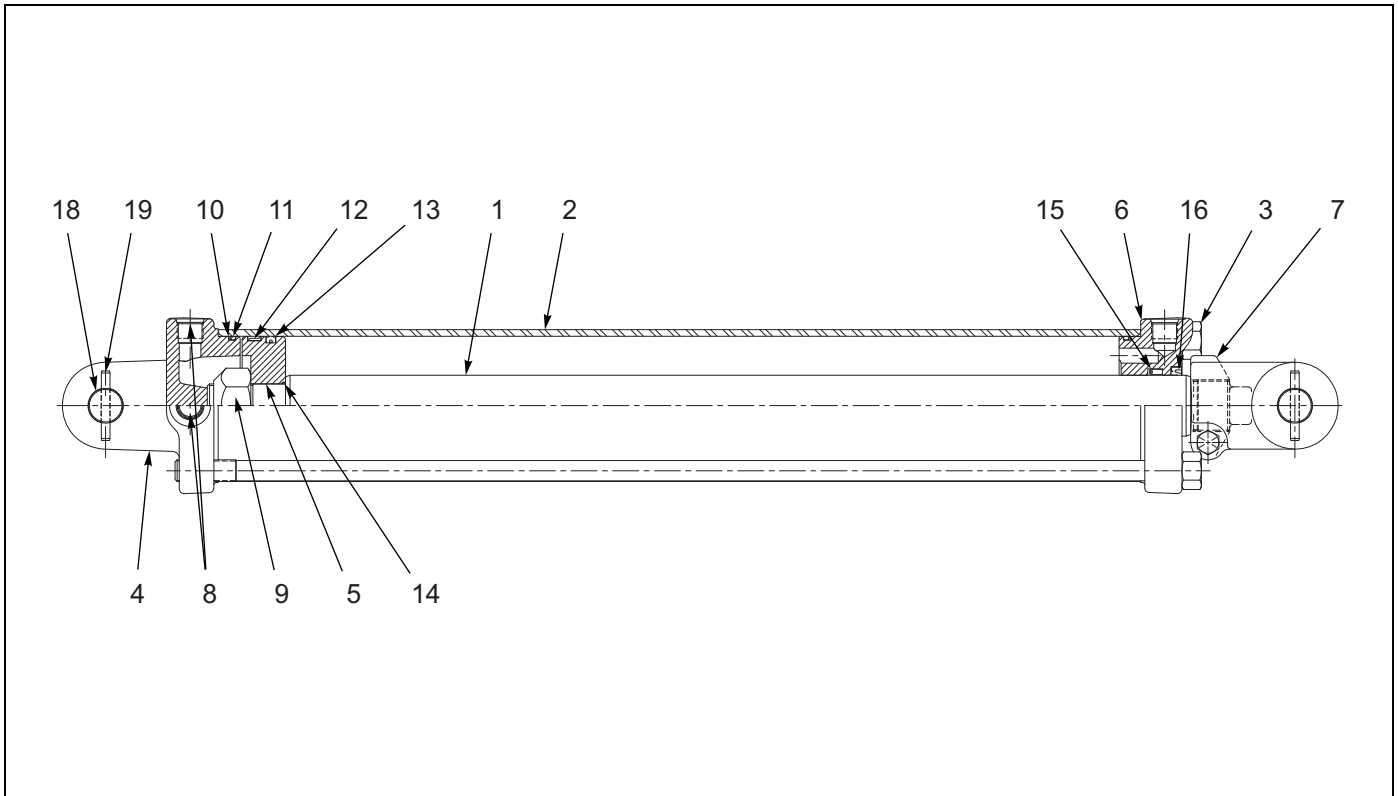


Figure 2-48: Hydraulic Cylinder - 4" X 24"

### Hydraulic Cylinder - 4" X 24"

ITEM	PART NO.	DESCRIPTION	QTY.
	179463	CYLINDER HYDRAULIC 4" X 24"	
1	180484	PISTON ROD	1
2	----	TUBE	1
3	----	TIEROD ASSEMBLY	4
4	----	BUTT	1
5	----	PISTON	1
6	180485	GLAND	1
7	100000326	CLEVIS ASSEMBLY	1
8	----	PORT PLUG	3
9	----	LOCKNUT	1
10	----	O-RING	2
11	----	BU-WASHER	2
12	----	BEARING RING	1
13	----	CROWN SEAL	1
14	----	O-RING	2
15	----	U-CUP	1
16	----	WIPER	1
17		DECAL (NOT SHOWN)	1
18	----	ROLL PIN	4
19	----	CLEVIS PIN	2
	180486	SEAL KIT (NOT SHOWN) (INCLUDES ITEMS 10-16)	

## ILLUSTRATED PARTS LIST

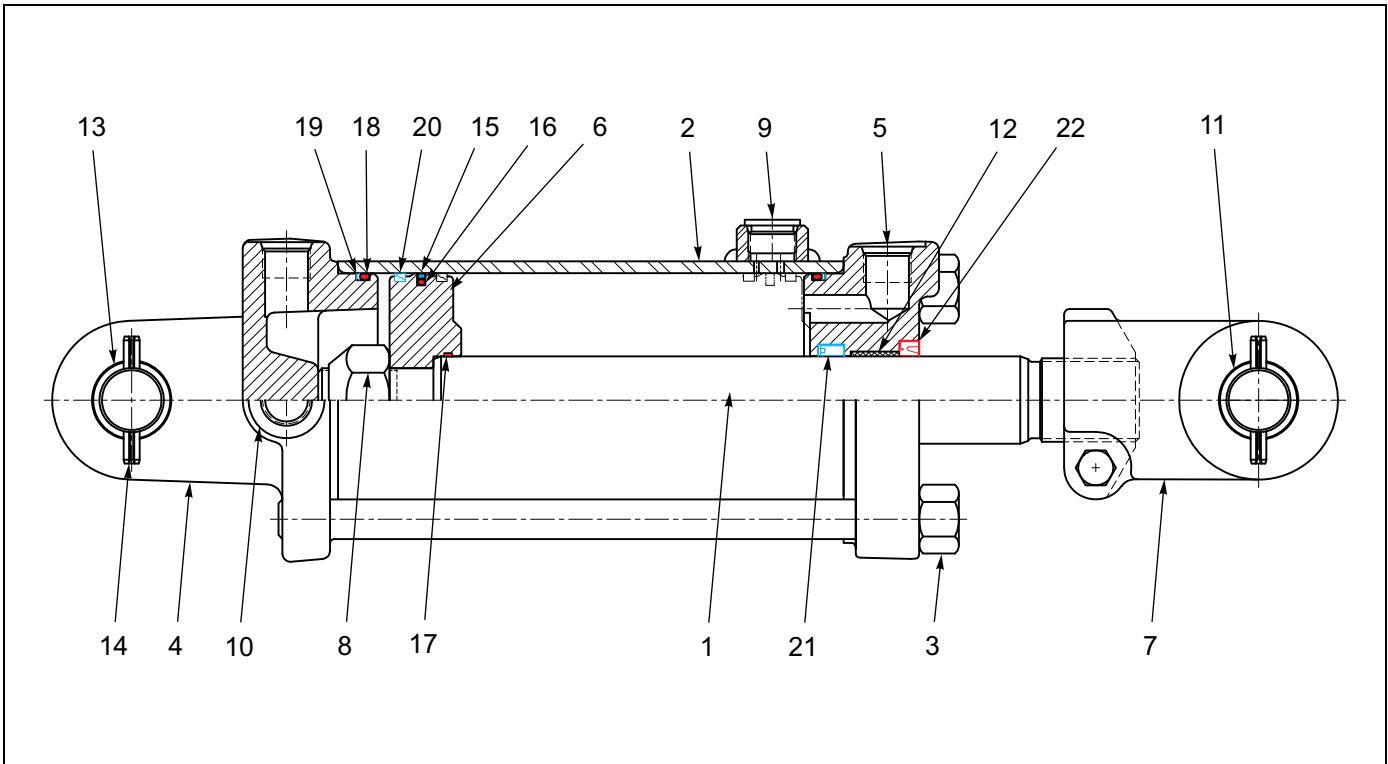


Figure 2-49: Hydraulic Cylinder - 3-3/4" X 8"

### Hydraulic Cylinder - 3-3/4" X 8"

ITEM	PART NO.	DESCRIPTION	QTY.
	145202	CYLINDER	
1	147741	ROD, PISTON	1
2	147746	TUBE	1
3	147742	TIE ROD ASSY	4
4	111876	BUTT CLEVIS ASSY	1
5	111871	GLAND	1
6	147747	PISTON	1
7	142111	CLEVIS ASSY	1
8	220000210	NUT, LOCK	1
9	142115	PLUG, PORT	1
10	200300040	PLUG, PORT	3
11	142112	BUSHING	4
12	141301	BUSHING	1
13	111790	CLEVIS PIN	2
14	111789	ROLL PIN	4
15	--	TEFLON SEAL	1
16	--	O-RING	1
17	--	O-RING	1
18	--	O-RING	2
19	--	BU-WASHER	2
20	--	BEARING RING	1
21	--	U-CUP	1
22	--	CANNED WIPER	1
	147748	SEAL KIT (NOT SHOWN) (INCLUDES ITEMS 15-22)	

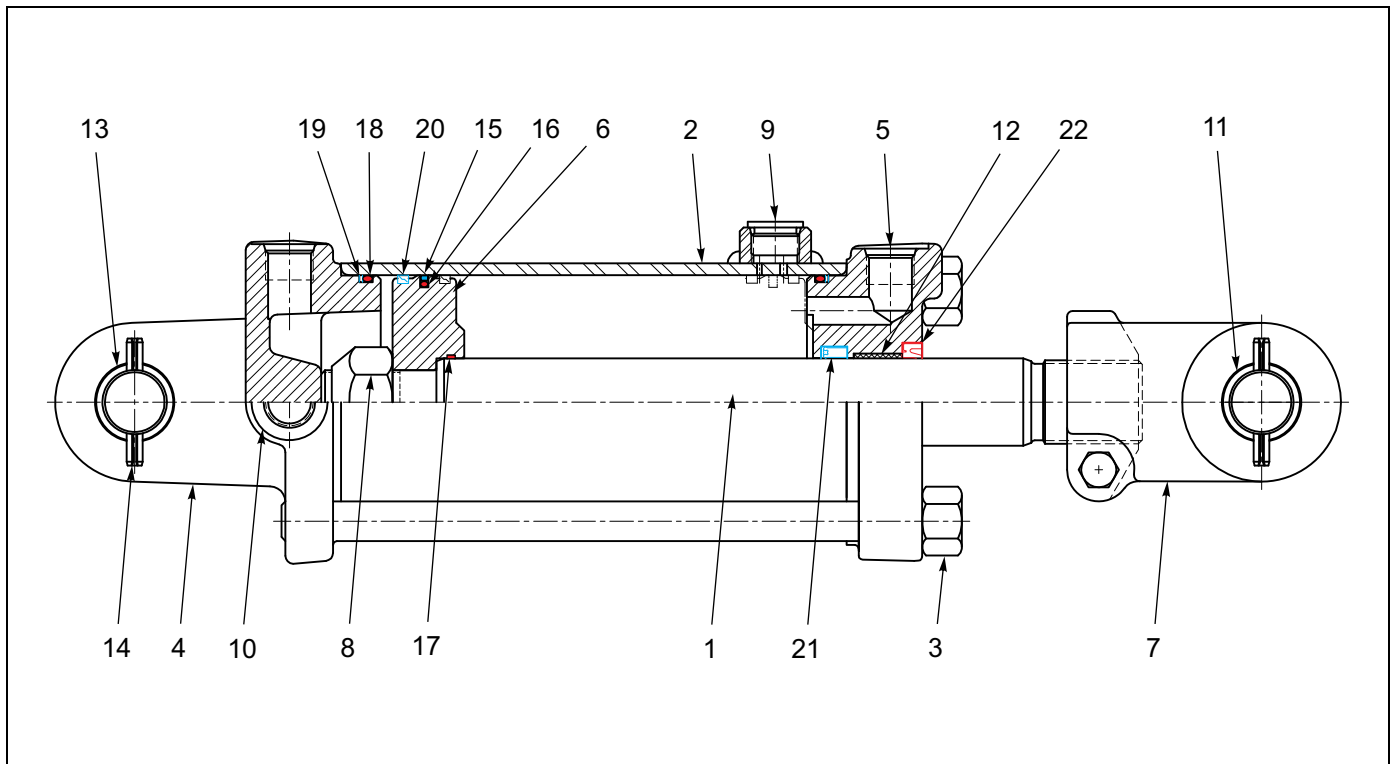
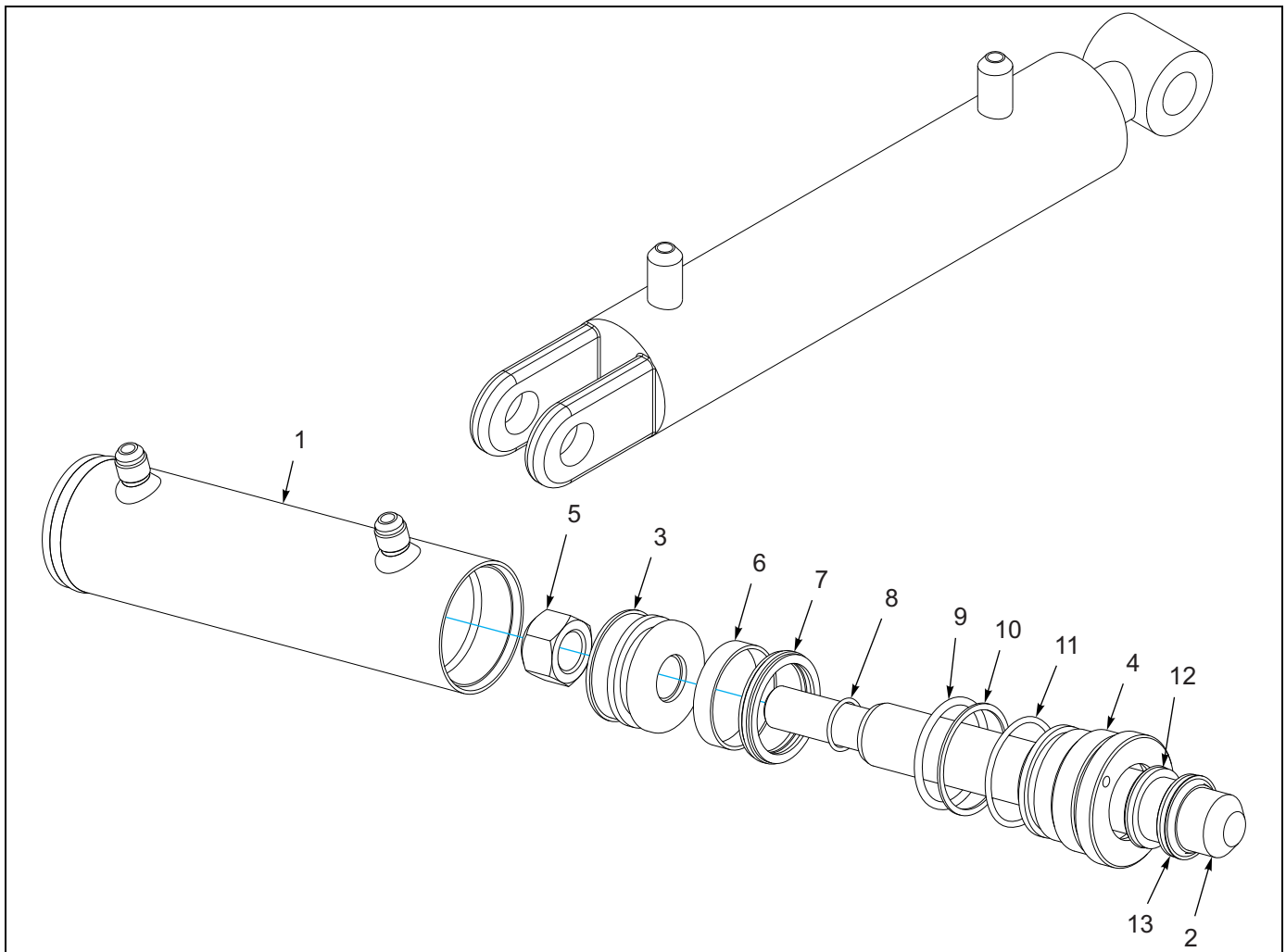


Figure 2-50: Hydraulic Cylinder - 4" X 8"

### Hydraulic Cylinder - 4" X 8"

ITEM	PART NO.	DESCRIPTION	QTY.
	145201	CYLINDER	
1	147741	ROD, PISTON	1
2	061900579	TUBE	1
3	147742	TIE ROD ASSY	4
4	147743	BUTT CLEVIS ASSY	1
5	142109	GLAND	1
6	147744	PISTON	1
7	142111	CLEVIS ASSY	1
8	220000210	NUT, LOCK	1
9	142115	PLUG, PORT	1
10	200300040	PLUG, PORT	3
11	142112	BUSHING	4
12	141301	BUSHING	1
13	111790	CLEVIS PIN	2
14	111789	ROLL PIN	4
15	--	TEFLON SEAL	1
16	--	O-RING	1
17	--	O-RING	1
18	--	O-RING	2
19	--	BU-WASHER	2
20	--	BEARING RING	1
21	--	U-CUP	1
22	--	CANNED WIPER	1
	147745	SEAL KIT (NOT SHOWN) (INCLUDES ITEMS 15-22)	




**Figure 2-51: Hydraulic Cylinder - 1-3/4 X 6"**

**Hydraulic Cylinder - 1-3/4" X 6"**

ITEM	PART NO.	DESCRIPTION	QTY.
	129251	CYLINDER, HYDRAULIC 1-3/4" X 6"	
1	----	BUTT AND TUBE ASSEMBLY	1
2	169650	PISTON ROD	1
3	----	PISTON	1
4	169651	GLAND	1
5	----	LOCKNUT	1
6	----	BEARING RING	1
7	----	CROWN SEAL	1
8	----	O-RING	1
9	----	O-RING	1
10	----	BU-WASHER	1
11	----	O-RING	1
12	----	U-CUP	1
13	----	WIPER	1
	131868	PACKING KIT (NOT SHOWN) (ITEMS 6-13)	



# ILLUSTRATED PARTS LIST


**Marysville  
Kansas  
66508**  
 MODEL NUMBER   
 SERIAL NUMBER   
**MADE IN U.S.A.**  
1573-00008

1



2

*LANDOLL*

3



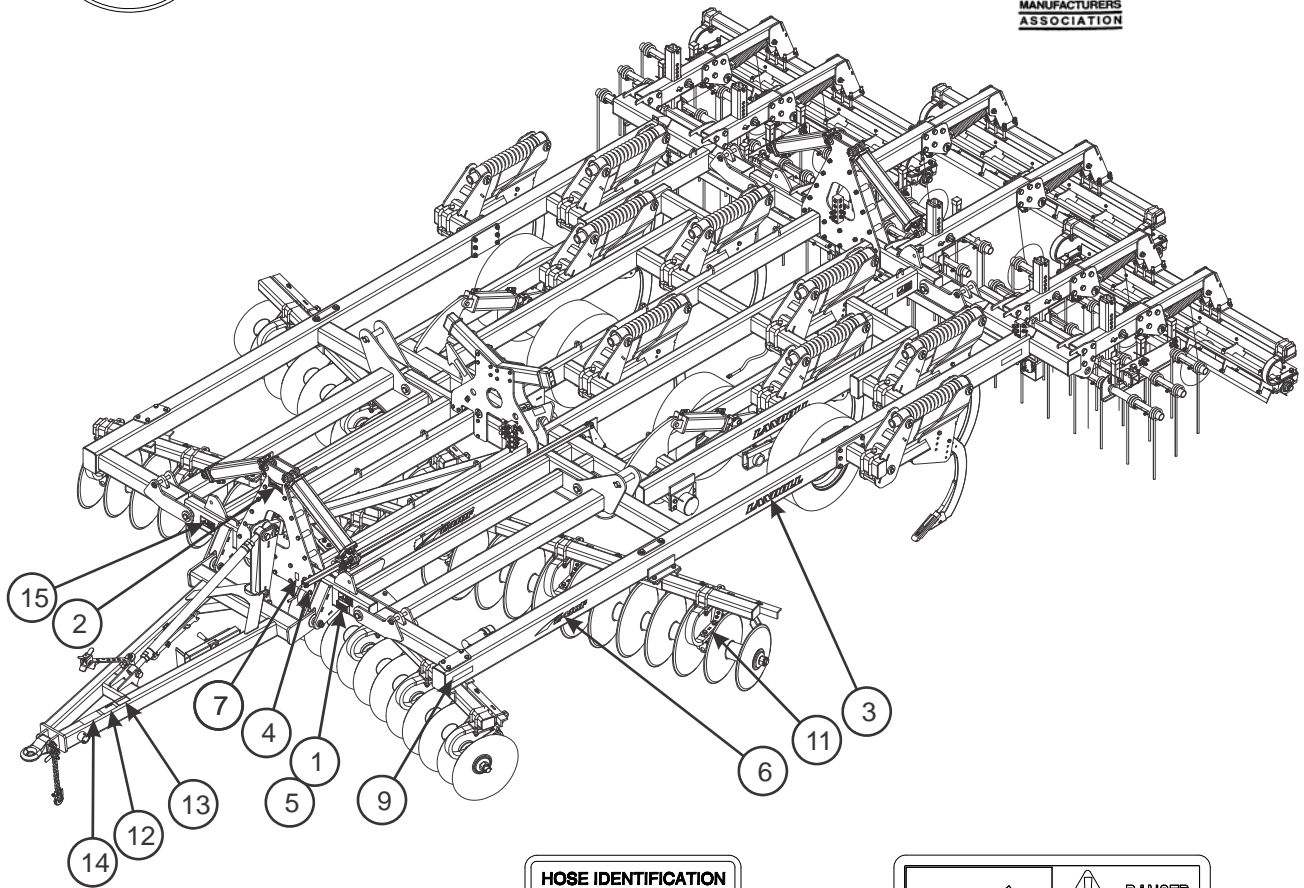
4



6



7



11

**HOSE IDENTIFICATION**

**BLUE - LIFT WHEELS**  
**YELLOW - WING FOLD**  
**BLACK - AUXILIARY**  
166888

13

**DANGER**

STAND CLEAR OF WINGS WHILE FOLDING/UNFOLDING. CHANGE HYDRAULIC FOLD CYLINDERS WITH HYDRAULIC OIL BEFORE ATTEMPTING TO FOLD OR UNFOLD WINGS.

15

**WARNING**

- BEFORE OPERATING - STUDY OPERATORS MANUAL SAFETY MESSAGES AND SAFE OPERATING PROCEDURES. READ SAFETY SIGNS ON THIS MACHINE.
- TRANSPORT ON PUBLIC ROADS - OBSERVE FEDERAL, STATE AND LOCAL REGULATIONS. DISPLAY SMY EMBLEM. ATTACH PROPER STRENGTH IMPLEMENT SAFETY CHAIN, AND LIMIT MAXIMUM SPEED TO 20mph (32 km/h).
- LOWER OR BLOCK ALL ELEVATED COMPONENTS BEFORE SERVICING OR LEAVING THIS MACHINE.

20131222

12

**DANGER**

**ELECTROCUTION HAZARD**

To prevent serious injury or death:

- Stay away from power lines when transporting, extending or folding implement.
- Electrocution can occur without contacting power lines.

73

14

2410f decal inst

Figure 2-52: Decal Installation

## DECAL INSTALLATION

ITEM	PART NO.	DESCRIPTION	QTY.
1	1-573-010006	PLACARD, NAME	1
2	141259	DECAL, LANDOLL YELLOW	4
3	141260	DECAL, LANDOLL	2
4	144193	DECAL, SIS 20MPH	1
5	156010	RIVET, BLIND .156 X 1/2 GRIP	2
6	179475	DECAL, MODEL 2410F	2
7	2-573-010198	DECAL MEMBER FEMA	1
8*	528933	REFLECTOR, RED	AR
9*	528934	REFLECTOR, YELLOW	AR
10*	528938	STRIPE, ORANGE	AR
11	2-573-010330-02	DECAL LUBRICATION 10 HOURS	AR
12	8-573-010084	DECAL WARNING BEFORE OPERATING	1
13	155523	DECAL, HOSE IDENTIFICATION	1
14	141597	DECAL, DANGER ELECTROCUTION	1
15	2-573-010037	DECAL, DANGER WING	2

\* SEE PAGES 2-74 AND 2-75 FOR DECAL LOCATIONS





# Numerical Index

## Numerics

---

100000326	2-83	122709	2-21
100214	2-16	122917	2-20
100808	2-16	126108	2-9
100825	2-16	128874	2-4
100827	2-45, 2-71	129251	2-4, 2-81, 2-86
100844	2-16	1-298-010001-01	2-18
100855	2-9	1-298-010001-1	2-16
100856	2-45, 2-65, 2-67, 2-71	131868	2-86
100941	2-7	137602	2-81
101385	2-7, 2-16	137943	2-61, 2-63
102498	2-11, 2-13	139213	2-81
102600	2-9, 2-11	139347	2-43, 2-59
102601	2-11, 2-13	140464	2-26, 2-31, 2-34, 2-61, 2-63
102604	2-11, 2-13	140465	2-30
103-0805	2-16	140466	2-30
103841	2-17	140467	2-30, 2-34
103988	2-43	140469	2-26, 2-30, 2-34
104358	2-9, 2-75	140473	2-26, 2-31, 2-35, 2-61, 2-63
108295	2-43, 2-59	140475	2-26, 2-31, 2-35, 2-61, 2-63
108628	2-20	140476	2-26, 2-31, 2-35, 2-61, 2-63
109895	2-45, 2-67	140477	2-26, 2-30, 2-34, 2-61, 2-63
111962	2-11	140479	2-26, 2-30, 2-34, 2-61, 2-63
113064	2-4	140480	2-26, 2-30, 2-34, 2-61, 2-63
114029	2-26, 2-30, 2-34	140481	2-26, 2-30, 2-34
116100	2-17	140482	2-26, 2-30, 2-34
117163	2-81	140483	2-26, 2-30, 2-34
117259	2-81	140484	2-26, 2-30, 2-34
117957	2-45, 2-65, 2-67	140485	2-26, 2-30, 2-34
		140487	2-26, 2-30, 2-34

## NUMERICAL INDEX

---

140488	2-26, 2-30, 2-34	144493	2-5, 2-9, 2-16
140490	2-26, 2-30, 2-34	145190	2-16
140491	2-26, 2-30, 2-34	145201	2-85
140519	2-9	145202	2-84
140599	2-21, 2-45, 2-65, 2-67, 2-71	146822	2-16
140610	2-21	146832	2-16
140647	2-16, 2-19	147072	2-7
140649	2-21	147123	2-81
140693	2-4, 2-79	147584	2-81
141154	2-26, 2-30, 2-34	147745	2-85
141209	2-9	147748	2-84
141213	2-20	148337	2-61, 2-63, 2-75
141234	2-9	148363	2-26, 2-30, 2-34
141246	2-16	148364	2-26, 2-30, 2-34
141247	2-16	149581	2-21
141249	2-16	149582	2-21
141250	2-19	149592	2-27, 2-31, 2-35
141251	2-23	149593	2-27, 2-31, 2-35
141259	2-89	149594	2-26, 2-30, 2-34
141260	2-4, 2-7, 2-89	149595	2-26, 2-30, 2-34
141434	2-16	149604	2-27, 2-30, 2-35
141594	2-43, 2-79, 2-81	149606	2-26, 2-30, 2-34
141597	2-89	149608	2-26, 2-30, 2-34
141807	2-16	150231	2-26, 2-30, 2-34
141826	2-7, 2-81	150232	2-26, 2-30, 2-34
141828	2-43, 2-59, 2-79, 2-81	150244	2-23
142194	2-19	1-510-010001	2-43
142656	2-4, 2-79	1-510-010003-09	2-51
142660	2-34	1-512-010005-01	2-5, 2-16, 2-75, 2-77
142662	2-34	1-512-010005-03	2-4, 2-20
143067	2-9, 2-11	1-512-010005-05	2-4, 2-16
144048	2-20	1-512-010005-09	2-4, 2-9, 2-26, 2-30, 2-34, 2-43, 2-45, 2-51, 2-59, 2-61, 2-75, 2-79, 2-81
144115	2-5, 2-7, 2-16	1-512-010005-13	2-4, 2-23, 2-61, 2-63
144155	2-26, 2-30, 2-34	1-512-010005-15	2-4, 2-7, 2-9, 2-21, 2-23, 2-26, 2-30, 2-34, 2-43, 2-45, 2-59, 2-65, 2-67, 2-77
144193	2-89	1-512-010005-19	2-5, 2-9, 2-16, 2-23, 2-45, 2-65, 2-67, 2-71
144457	2-23	1-512-010007-07	2-16
144460	2-23		
144473	2-16		

1-512-010007-14	2-45, 2-65, 2-67, 2-71	155617	2-26, 2-30
1-512-010007-16	2-16	155618	2-27, 2-34
1-512-010008-12	2-16	1-557-010013	2-45
1-516-010001-20	2-11, 2-13	1-557-010362-40	2-4
152210	2-71	1-557-010362-51	2-11, 2-13
153696	2-16	1-557-010403	2-9, 2-75
153716	2-61, 2-63	155716	2-16
154136	2-61	155717	2-16
154140	2-61	155927	2-51
154172	2-23	155953	2-51
154184	2-61	155956	2-51
154185	2-61, 2-63	155971	2-51
154186	2-61, 2-63	156010	2-5, 2-89
154393	2-61, 2-63	156124	2-63
154406	2-37, 2-61	156125	2-63
154409	2-37, 2-53, 2-61	156950	2-16
154652	2-61	156964	2-79
154658	2-61, 2-63	156972	2-9
154665	2-61	156973	2-11
154686	2-39, 2-55, 2-63	156974	2-11
154691	2-63	156979	2-11
154993	2-51	1-573-010006	2-5, 2-89
154994	2-51	158080	2-71
154995	2-51	158299	2-4, 2-45
154997	2-43, 2-51	158795	2-45, 2-65, 2-67, 2-71
154998	2-51	158803	2-21
155520	2-63	158896	2-71
155523	2-89	159970	2-11
155528	2-79, 2-81	160161	2-26, 2-30, 2-34
155529	2-81	160199	2-71
155530	2-43, 2-59	160789	2-7
155534	2-16	161110	2-7
155536	2-16	161500	2-18
155538	2-16	161530	2-26, 2-30
155544	2-61, 2-63	164501	2-9
155545	2-39, 2-63	164533	2-4
155564	2-16	164539	2-7
155594	2-63	164563	2-9

## NUMERICAL INDEX

---

1-647-010004217	2-20	1-654-010061-19	2-16
1-647-010004236	2-45, 2-65, 2-67, 2-71	1-654-010061-21	2-7
1-647-010004240	2-4, 2-45	1-654-010070-02	2-26, 2-30, 2-34, 2-51
1-647-010004255	2-23	1-654-010070-11	2-51
1-647-010004257	2-26, 2-30, 2-34	1-654-010070-13	2-43, 2-51
1-647-01004259	2-7	1-654-010070-14	2-51
164900	2-51	1-654-010087-16	2-16
165236	2-9	1-654-010104245	2-46, 2-47, 2-48
165257	2-4	1-654-010123-01	2-16
165258	2-20	1-654-010125-22	2-16
165259	2-20	165556	2-77
165260	2-20	166549	2-81
165262	2-20	166717	2-20
165265	2-4	167553	2-9
165286	2-9	168859	2-11
1-654-010032-05	2-7, 2-61, 2-63	168892	2-79
1-654-010032-09	2-30, 2-34	169167	2-9
1-654-010032-25	2-7	169484	2-23
1-654-010047-06	2-5, 2-16, 2-75, 2-77	169486	2-23
1-654-010047-07	2-75, 2-77	169492	2-5, 2-23
1-654-010047-09	2-77	169493	2-23
1-654-010049-19	2-4	169498	2-23
1-654-010051-06	2-4	169502	2-23
1-654-010051-16	2-16	169510	2-23
1-654-010055-05	2-26, 2-30, 2-34, 2-61	169575	2-26
1-654-010055-09	2-51	169601	2-26, 2-30, 2-34
1-654-010055-10	2-4	169650	2-86
1-654-010055-11	2-43, 2-59	169651	2-86
1-654-010055-12	2-75, 2-79, 2-81	169690	2-45, 2-59, 2-67
1-654-010055-14	2-51	169727	2-4
1-654-010055-15	2-9, 2-45	169749	2-9
1-654-010055-16	2-4	169752	2-9
1-654-010059-07	2-4	170260	2-9
1-654-010059-15	2-71	170296	2-9
1-654-010059-17	2-4	170302	2-13
1-654-010061-05	2-9	170308	2-9, 2-13
1-654-010061-07	2-21	170309	2-13
1-654-010061-13	2-23	170310	2-13

170719	2-69, 2-71	171772	2-9, 2-13
170721	2-69	171773	2-9, 2-13
170727	2-53, 2-55, 2-65	171811	2-4, 2-7, 2-23
170730	2-67	172076	2-34
170732	2-53, 2-55, 2-67	172480	2-43
170735	2-51	172481	2-43, 2-59
170787	2-45	172509	2-26, 2-30, 2-34
170844	2-45	172526	2-45, 2-65, 2-67, 2-71
170846	2-45	172527	2-61
170847	2-37, 2-39, 2-45	172528	2-61
170850	2-45, 2-67	172529	2-37, 2-53, 2-61
170851	2-45, 2-65, 2-67	172531	2-61
170852	2-45, 2-65, 2-67, 2-71	172534	2-45, 2-59, 2-67
170857	2-45	172535	2-59
170858	2-71	172537	2-45, 2-46, 2-59, 2-65, 2-67
170862	2-45, 2-65, 2-67	172538	2-46
170864	2-37, 2-39, 2-51	172539	2-46
170865	2-37, 2-39, 2-51	172884	2-67
170867	2-37, 2-39, 2-51	172948	2-46, 2-47, 2-48
170868	2-37, 2-39, 2-45	172949	2-46, 2-47, 2-48
170869	2-45	172950	2-46, 2-47, 2-48
170870	2-51	172951	2-46, 2-47, 2-48
170871	2-69	172952	2-46, 2-47, 2-48
171010	2-9	172953	2-46, 2-47, 2-48
171011	2-9	172954	2-46, 2-47, 2-48
171024	2-9	172955	2-46, 2-47, 2-48
171036	2-39, 2-55, 2-63	172956	2-46, 2-47, 2-48
171037	2-63	172977	2-43, 2-59
171039	2-63	173000	2-43
171079	2-46, 2-47, 2-48	173732	2-7
171080	2-46, 2-47, 2-48	173743	2-26, 2-30, 2-34
171081	2-46, 2-47, 2-48	173744	2-26, 2-30, 2-34
171093	2-46, 2-47, 2-48	173745	2-26, 2-30, 2-34
171107	2-13	173746	2-26, 2-30, 2-34
171394	2-43	174201	2-37
171421	2-51	174435	2-75, 2-77
171427	2-45	174436	2-75, 2-77
171771	2-13	174437	2-75, 2-77

## NUMERICAL INDEX

---

174438	2-75	179168	2-53
174439	2-75	179170	2-55
174732	2-4, 2-23	179171	2-69
174737	2-69	179172	2-37, 2-39, 2-43
174784	2-43, 2-59	179174	2-39
175151	2-77	179176	2-37
175152	2-77	179177	2-37, 2-39, 2-51
177030	2-18	179178	2-37, 2-39, 2-51
177032	2-18	179179	2-37, 2-39, 2-43
177260	2-23	179445	2-4
177261	2-23	179454	2-7
177263	2-7	179455	2-7
177346	2-9, 2-79, 2-82	179463	2-7, 2-81, 2-83
177360	2-9	179464	2-4
177372	2-4	179465	2-4
179118	2-7	179470	2-7
179119	2-7	179472	2-4
179122	2-9	179475	2-4, 2-7, 2-89
179125	2-26	179477	2-4
179128	2-4	179481	2-75
179129	2-79, 2-81	179485	2-4
179130	2-75	179490	2-4
179134	2-4, 2-17, 2-21	179491	2-4
179135	2-21	179492	2-4
179139	2-4, 2-20	179497	2-81
179140	2-20	179517	2-75
179144	2-4	179518	2-75
179145	2-7	180288	2-30
179146	2-4	180289	2-27, 2-31, 2-35
179147	2-4	180290	2-27, 2-31, 2-35
179148	2-7	180291	2-27, 2-31, 2-35
179150	2-7	180292	2-27, 2-31, 2-35
179151	2-9, 2-75	180297	2-7
179154	2-43	180298	2-7
179156	2-79, 2-81	180304	2-53, 2-61
179157	2-30	180305	2-61
179158	2-34	180306	2-61
179167	2-53, 2-55, 2-59	180310	2-61

180313	2-39	188834	2-77
180314	2-53	189451	2-17, 2-18
180315	2-55	189453	2-18
180316	2-69	189454	2-18
180317	2-51, 2-69	189468	2-18
180318	2-51, 2-69	191067	2-23
180319	2-51, 2-69	191121	2-23
180334	2-26	195241	2-51
180349	2-34	195243	2-51
180480	2-82	196950	2-9
180481	2-82	198321	2-45, 2-67
180482	2-82	1P444	2-45, 2-65, 2-67
180483	2-82	202331	2-51
180484	2-83	202332	2-51
180485	2-83	202702-8-6S	2-43, 2-59
180486	2-83	202702-8-8S	2-5, 2-43, 2-59, 2-79, 2-81
182228	2-23	2061-6-6S	2-43, 2-59
185766	2-43, 2-45, 2-47, 2-59, 2-65, 2-67	2062-10-8S	2-9, 2-79
185767	2-47, 2-48	2062-6-6S	2-43, 2-59
185768	2-47	2062-8-8S	2-5, 2-43, 2-59, 2-79, 2-81
1-861-010005	2-11, 2-13	206652	2-65, 2-67
1-861-010032-11	2-16	206672	2-43, 2-45, 2-48, 2-59, 2-67
1-861-010032-14	2-26, 2-30, 2-34	206674	2-48
1-861-010032-15	2-4, 2-51	206675	2-45, 2-65, 2-67
1-861-010032-16	2-5	2-150-010174	2-4, 2-9
1-861-010032-19	2-71	2-150-010228	2-16
1-861-010032-20	2-4	2-181-010001	2-16, 2-43, 2-59
1-861-010032-21	2-7	23085	2-26, 2-30, 2-34
1-861-010032-24	2-7, 2-16	2-368-010273	2-75
1-861-010032-25	2-4	2-368-010274	2-77
1-861-010032-32	2-21, 2-45	2-368-010287	2-75, 2-77
1-861-010034-13	2-45, 2-59, 2-67	2-375-010601	2-16
1-861-010034-17	2-26, 2-30, 2-34, 2-61, 2-63	2-375-010602	2-16
1-861-010034-21	2-61, 2-63, 2-71	2-474-010022	2-43, 2-59, 2-81
188528	2-45, 2-67	2-573-010037	2-89
188530	2-45, 2-67	2-573-010198	2-89
188531	2-45, 2-67	2-573-010330-02	2-26, 2-30, 2-34, 2-89
188830	2-77	5000	2-13, 2-27, 2-31, 2-35, 2-61, 2-63

## NUMERICAL INDEX

---

500171	2-19
51039-30	2-79
528933	2-75, 2-89
528934	2-5, 2-7, 2-75, 2-89
528938	2-75, 2-89
6-102-010009	2-61, 2-63
70239854	2-16, 2-43
70260977	2-5, 2-75
71508987	2-43, 2-59
71508992	2-81
71509004	2-43
71509006	2-43
71509008	2-59
71509382	2-79
7779-34	2-59
7779-54	2-43, 2-59
7779-72	2-59
7D642	2-5
8-102-010043	2-45, 2-71
8-573-010084	2-89
8-622-010012	2-61
8-622-010016	2-61
8-622-010025	2-61
900598-6S	2-46, 2-47, 2-48

## T

---

TR575	2-9
-------	-----

## W

---

W908409-4	2-4, 2-45, 2-65
W933037-4	2-4







**Intertek**

Equipment from Landoll Corporation is built to exacting standards ensured by ISO 9001 registration at all Landoll manufacturing facilities.

## Model 2410F Weatherproofer 1 Parts Manual

Re-Order Part Number F-736-0114

**LANDOLL CORPORATION**

1900 North Street

Marysville, Kansas 66508

(785) 562-5381

**800-428-5655 ~ WWW.LANDOLL.COM**



Copyright 2010. Landoll Corporation

“All rights reserved, including the right to reproduce this material or portions thereof in any form”