

MONOSEM

The precision Planter specialist



Inter-row and vegetable crop cultivators

www.monosem.com



EN

ROW CROP AND MARKET

A specialist in precision planters, MONOSEM is also an inter-row cultivator specialist. Right from the early 50's, the company developed a range of cultivators for the vegetable grower.



The SUPER-PREFER was designed for market gardening cultivating. For row crop cultivating (maize, sugar beet, sunflower, rapeseed ...), MONOSEM has the SCD range. Today, the MULTICROP range, robust and easy to adjust with exclusive equipment, has come to complete the range of row crop cultivators.

No matter what the crop, your type of farm, or soil conditions, MONOSEM has equipment to meet with your requirements, and experienced people to advise and help you in choosing the right cultivator.



GARDENING CULTIVATORS



SUMMARY

Pages

The advantage of cultivating	4
MULTICROP range	6
SCD range	8
The frames	9
The guiding systems	12
The fertilizers	14
Complementary equipment	16
Technical features	17
The market gardening cultivators	18

THE ADVANTAGE OF CULTIVATING

In recent years abandoned, cultivating now finds its place again in crop management. Demands made on farmers with regards to environment have rendered cultivating interesting. Cultivating presents numerous interests, not just economical but also agricultural and environmental.

Economical interests

- Reduction of the number of passages and the quantities of fertilizer (if localized treatment when cultivating)
- Versatile cultivator which can be used for a good number of crops
- Reduced water requirements (1 cultivating session is worth 2 crop waterings...)

Agricultural interests

- Destruction of weeds even tough ones
- Working over of the soil (fertilizer mineralization, restructuring and warming of the soil)
- Improved soil biological activity
- Limiting of pest activity (slugs,...)
- Destruction of ground caking

Environmental interest

- Reduced use of plant protection products
- Reduced quantities of fertilizer due to localized fertilizing
- Reduced water erosion



Before cultivating



After cultivating

**Cultivating unit with
plant protection discs**

**Cultivating unit without
plant protection discs**

**Cultivating unit with
shovel and Lelièvre
blades**

Crops

Versatility of the type of crops and at different stages

The versatility of the cultivating unit means that the cultivator can work in various crops. The good ground clearance under the toolbar (65 to 70 cm) allows for late cultivating.



Example of assembly of a 4-row cultivator

Inter rows 45 to 65 cm

3 tines per unit with share of 150 and plant protection discs

3 tines per unit with share of 150

1 shovel of 25 and 2 sugar beet Lelièvre blades per unit

Sugarbeet, Sunflower, Rapeseed, Beans,...

Inter rows 65 to 80 cm

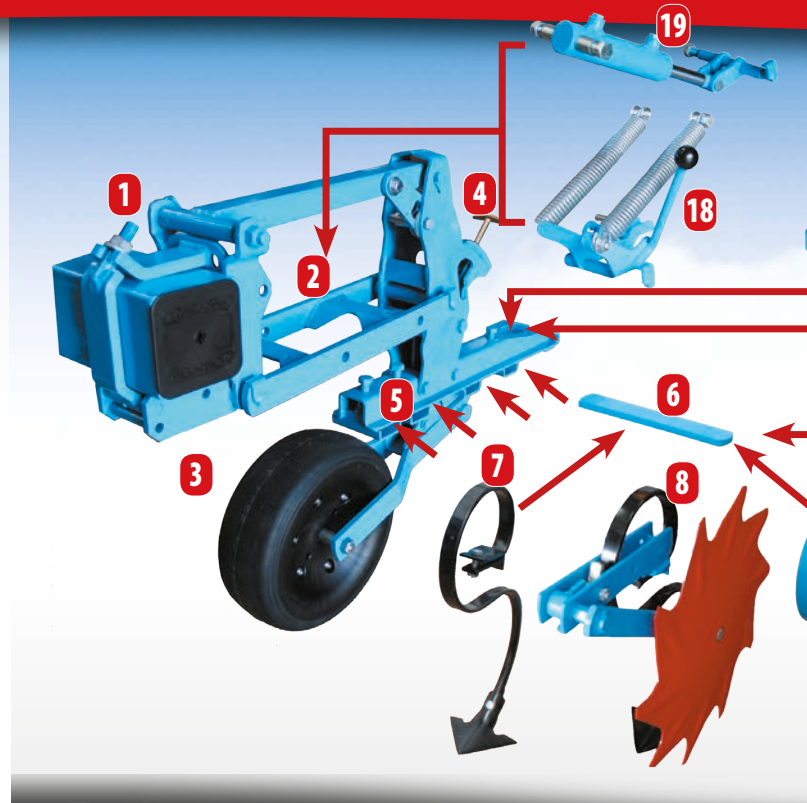
5 tines per unit with share of 150 and plant protection discs

5 tines per unit with share of 150

1 shovel of 30 and 2 maize Lelièvre blades per unit

Maize, Sunflower, Rapeseed,...

Sturdy and easy to adjust, these are the words that best describe the new MULTICROP cultivating unit range. With this new generation of cultivators, MONOSEM has also developed exclusive equipment opening the way to precision cultivating.



1 **Fixing clamp**

The units are fixed by clamps with just one nut which means that the units can be easily moved. The wide span ensures a perfect position of the unit when working.

2 **Parallelogram**

Reinforced parallelogram mounted on 16mm diameter shafts with self-lubricating bushes. This parallelogram has a wide clearance and a lock catch to maintain the unit in an upper position.

3 **Depth control wheel**

The MULTICROP range has a large diameter front wheel (350mm) which is also wider (120mm). This wheel is mounted on monoblock reinforced bearings.

+16%

SCD MULTICROP

4 **Rapid adjustment**

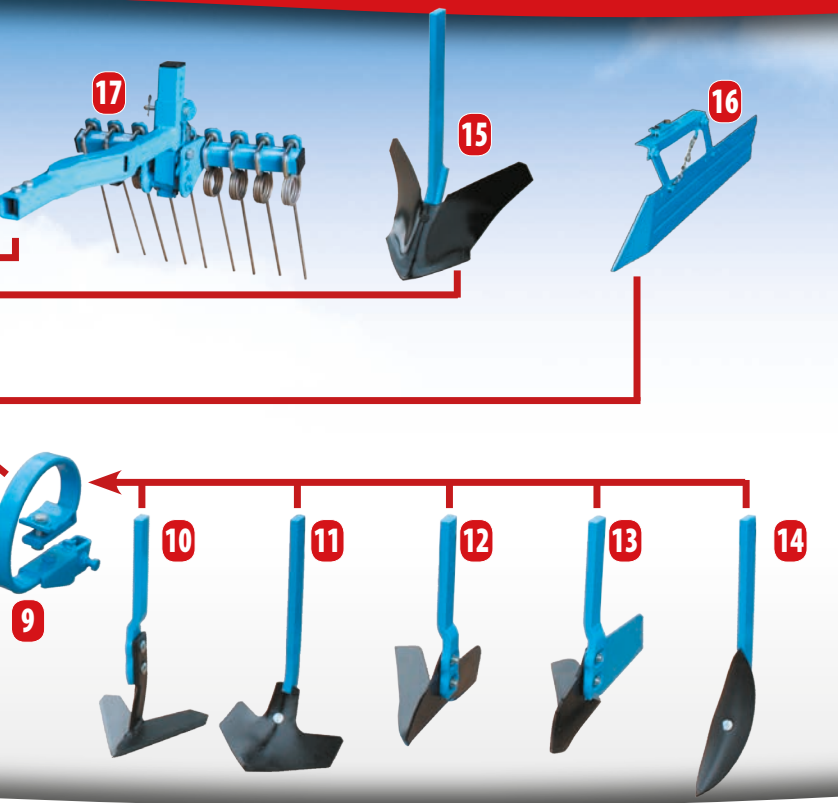
Rapid adjustment of the working depth with notches (7,5mm pitches).

5 **Lateral adjustment**

The cross parts on to which the tines are positioned have a fixing part with a single central screw in order to facilitate the lateral movement of the tines.

Inversed cultivator unit


The MULTICROP unit has been designed to offer the possibility of assembling inversed front cultivator units. The depth adjustment remains perfectly accessible even in this configuration.



Accessories

- 6** Cross part in special steel
(exists in various lengths)
- 7** Spring tine with sweep share of 150
(also exists with shares of 105)
- 8** Spring tine with sweep share of 150
and retractable plant protection disc
- 9** Spring bracket for shovel or blade
- 10** Shovel (exists in widths of 14, 20, 25 or 30)
- 11** Duckfoot (exists in widths of 20, 25 or 30)
- 12** Maize or sugar beet Lelièvre blade
- 13** Planet blade with or without cheek
- 14** Rigid picking tine
- 15** Bedder (fixed or adjustable)
- 16** Plant protection plate

Exclusive MULTICROP accessories



Comb

Fitted with flexible tines, the comb brings the weeds to the surface and eliminates soil from the roots thus improving cultivating efficiency. Various widths are available to suit different inter row spacings. They can be adjusted in height and can be retracted.



Extra pressure springs

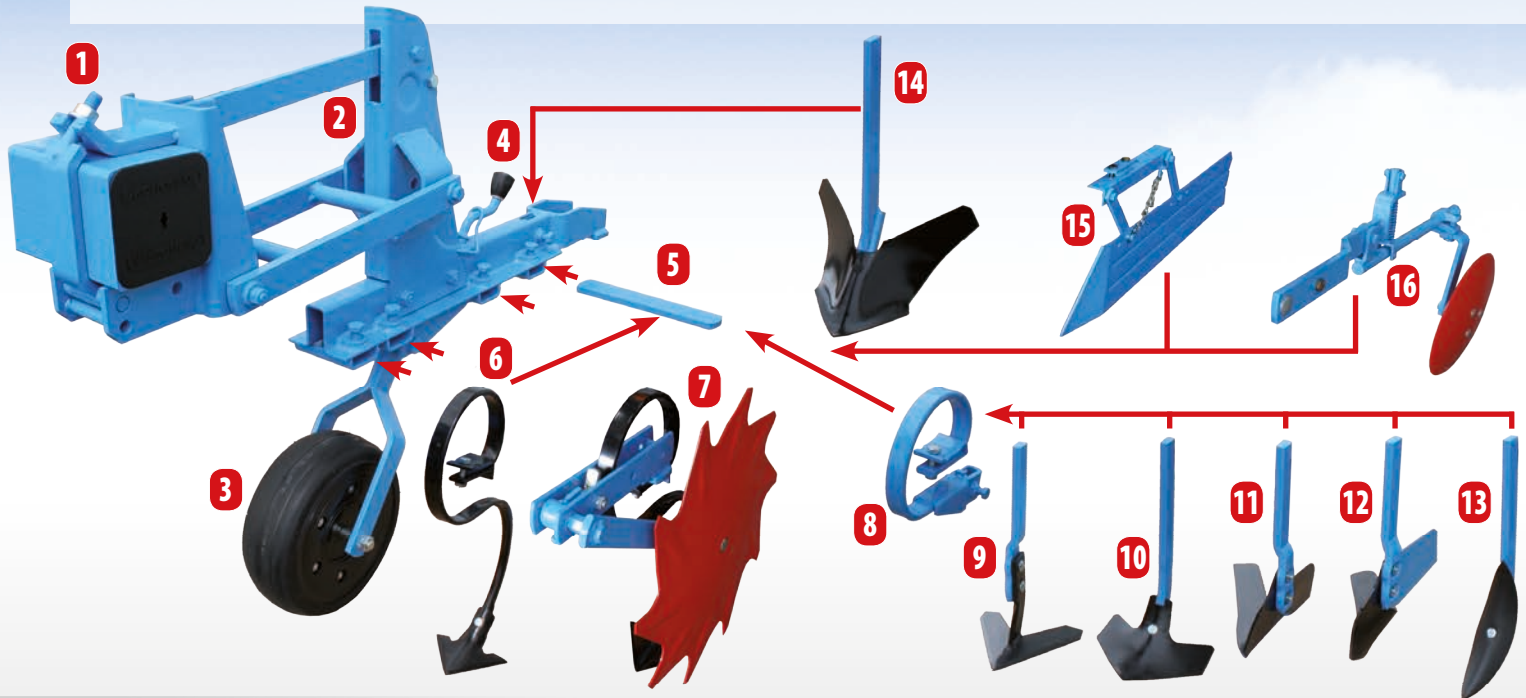
The adjustable pressure springs with 4 positions improve the stability and the penetration capacity of the cultivator unit.



Hydraulic lift

The hydraulic unit lift opens the way to precision cultivating and offers the possibility of lifting individually the units (useful on headlands).

Heavy duty, versatility and simplicity have made the reputation of the MONOSEM cultivators. Widely tested, the SUPER-CROP range meets with the majority of your requirements.



1 Fixing clamp

The units are fixed by clamps with just one nut which means that the units can be easily moved. The wide span ensures a perfect position of the unit when working.

2 Parallelogram

The parallelograms with a large ground clearance have a grease zerk. All the articulating parts are mounted on interchangeable bushes. The individual locking system holds the metering unit in an upper position.

3 Depth control wheel

The depth control wheel (300x100) has a supple, self-cleaning tyre. Fixed on either side by a fork, the wheel is very robust.

4 Crank



A crank enables the adjustment of the working depth. This adjustment system and the depth control scale means a rapid and easy adjustment of the working depth.

Accessories

- 5 Cross part in special steel (exists in various lengths)
- 6 Spring tine with sweep share of 150 (also exists with shares of 105)
- 7 Spring tine with sweep share of 150 and retractable plant protection disc
- 8 Spring bracket for shovel or blade
- 9 Shovel (exists in widths of 14, 20, 25 or 30)
- 10 Duckfoot (exists in widths of 20, 25 or 30)
- 11 Maize or sugar beet Lelièvre blade
- 12 Planet blade with or without cheek
- 13 Rigid picking tine
- 14 Bedder (fixed or adjustable)
- 15 Plant protection plate with or without discs
- 16 Unbedding disc

THE FRAMES

THE RIGID FRAMES

THE TIP 5" RIGID FRAMES


The cultivators with TIP 5" rigid frames are suitable for cultivating from 4 to 8 rows maize and from 6 to 12 rows sugar beet. This frame is simple and economical and can be equipped with standard fertilizer attachments or a front-mounted fertilizer. In the double bar version, these frames can be equipped with high capacity fertilizer attachments.



TIP 5" rigid cultivator – 4 rows at 75 cm inter row spacing

THE TOP 7" RIGID FRAMES

The TOP 7" rigid frame offers a heavy duty frame for wide configuration cultivators (up to 12 rows maize and 18 rows sugar beet). This frame is equipped with 700x12 land wheels that can be adjusted in height.



TOP 7" rigid cultivator - 12 rows at 80 cm inter row spacing



TIP 5" rigid cultivator – 8 rows at 70 cm inter row spacing at work

Transport carriage



For easier road transport of wide configuration cultivators, a transport carriage is available on option. This transport carriage can be with manual or hydraulic lift system.

TIP 5" rigid cultivator – 8 rows at 70cm inter row spacing being transported

Frame	Rigid									
	TIP 5" Monobar						TIP 5" Double bar		TOP 7" Monobar	
Width	3 m 50			5 m 20	6 m 60		3 m 50	5 m 20	9 m 80	9 m 80
Number of rows	4	5	6	6	8	12	4	6	12	18
Inter row spacing	65-80	50-65	45-50	65-80	65-80	45-50	65-80	65-80	70-80	45-50
Land wheels	○ 2 x (500x8)						● 2 x (500x8)		● 2 x (500x8)	
Type of unit	MULTICROP / SCD / Market gardening						MULTICROP / SCD		SCD	
Land wheels	3 m 50			5 m 20	3 m 00 with transport carriage		3 m 50	5 m 20	3 m 00 with transport carriage	

● : Standard equipment

○ : On option

THE FRAMES

THE MANUAL FOLDING FRAMES

The manual folding frame is an economical solution for transporting the cultivator on the road. A lever enables the folding of the outer units for an easy road transport. Folded, the maize cultivators with manual folding frames offer the possibility of cultivating 2 rows less, i.e. 4 rows for a 6-row cultivator.



TIP 5" cultivator with manual folding
4 rows at 75 cm inter row spacing

Frame	Manual folding		
Width	3 m 70	5 m 00	
Number of rows	4 (2 if folded)	6 (4 if folded)	7
Inter row spacing	65-80	65-80	60
Land wheels	○ 2 x (500x8)		
Type of unit	MULTICROP / SCD / Market gardening		
Land wheels	2 m 20	3 m 60 (1)	

● : Standard equipment ○ : On option (1) Exclusively 75 cm inter row spacing

THE FRONT-MOUNTED FRAMES

The cultivators with front-mounted frames exist in 2 versions:

- Standard : The cultivator is fitted with a hitch off-set to the rear.
- Inversed cultivator units : The frame is turned round and the units are pushed instead of trailed (see page 12).



Standard 4-row front-mounted cultivator
with 75cm inter row spacings



12-row front-mounted cultivator with
«inversed units» with 45cm inter row spacings

Frame	Standard front-mounted			Front-mounted with «inversed units»						
	Rigid		Hydraulic folding	Rigid			Hydraulic folding			
Width	3 m 50	5 m 20	5 m 20	3 m 50	3 m 50	3 m 50	5 m 20	5 m 20	6 m 70	6 m 70
Number of rows	4	6	6	4	5	6	6	7	8	12
Inter row spacing	65-80	65-80	65-80	65-80	55/60/65	45/50	75/80	55/60/65	75/80	45/50
Land wheels	● 2 x (400x8) pivoting			● 2 x (500x8)						
Type of unit	SCD / Market gardening			MULTICROP						
Land wheels	3 m 50	5 m 20	3 m 20	3 m 50			3 m 25		3 m 00	


● : Standard equipment ○ : On option

THE HYDRAULIC FOLDING FRAMES


The hydraulic folding cultivators have a frame in a profile of 5" x 5" (TIP 5"). Because of folding, certain models are able to cultivate different numbers of rows.



TIP 5" rigid cultivator with hydraulic folding
4/6 rows at 75 cm inter row spacing



«Wide Configuration» cultivator with hydraulic folding, 12/8 rows at 75cm inter row spacings



TIP 5" cultivator with hydraulic folding
8 rows at 75 cm inter row spacing



Due to the folding frame in 5 parts and the individual lift systems on the units, the «Wide Configuration» cultivator does not exceed 3m when transported.



Partially folded, the «Wide Configuration» cultivator can also cultivate 8 rows in maize or 12 rows in sugar beet. This means only using one cultivator in fields planted with planters of different widths!

Frame	Folding								
	TIP 5" Monobar						Monoblock	Monoblock Wide configuration	
Width	5 m 20 (2)		6 m 30		6 m 70		5 m 20	8 m 90 (2)	
Number of rows	6 (4 if folded) (1)	7	9	12	8	11	6	12 (8 if folded)	18 (12 if folded)
Inter row spacing	70/75/80	55/60/65	55/60	45/50	75/80	55/60	70/75/80	65/70/75/ 76,2/80	45/50/50,8
Land wheels	○ 2 x (500x8)						● 2 x (500x8)	● 2 x (23x10,5)	
Type of unit	MULTICROP / SCD / Market gardening						MULTICROP / SCD	MULTICROP	
Land wheels	3 m 25 (2)	3 m 20	3 m 00		3 m 00		3 m 20	3 m 00	

● : Standard equipment

○ : On option

1) Exclusively 75 cm inter row spacing

2) According to inter row

THE GUIDING SYSTEMS


SELF-GUIDING SYSTEM



On the self-guiding cultivators, guiding is made by the disc coulters (1). These discs ensure that the cultivator follows the tractor perfectly. The 2 discs (or 4 on wide configuration cultivators) constantly centre the cultivator on the tractor. These automatic guiding coulters have a pressure spring that can be adjusted by crank. They are thus in constant contact with the ground and retract if they meet an obstacle. If need be, two screws on the disc assemblies can perfectly align the disc. This simple and economical system is suitable for all crops. When at work, the cultivator is maintained in the working position by the tractor hitch. Land wheels are however available as an option (or as standard equipment on wide configuration cultivators and/or with fertilizer attachment).

SELF-GUIDING with leveling kit

On the self-guiding cultivators with leveling kit, a guidance system mounted on the 3rd point (1) allows to steer the steering wheels (2), and realign the cultivator to the tractor. This feature compensates the lateral displacement of the cultivator on slopes and on curves.



FRONT-MOUNTED



« STANDARD » FRONT-MOUNTED CULTIVATOR

The tractors equipped with a front hitch can use a front-mounted cultivator. These cultivators enable the driver to cultivate very close to the crop due to excellent visibility. They also offer a better driving comfort. These cultivators are equipped with 2 front land wheels (1).




FRONT-MOUNTED CULTIVATOR "INVERSED UNITS"

The front-mounted cultivators with "inversed units" have cultivating units that are pushed instead of pulled. This assembly has the advantage of reducing the overhang giving a more reactive cultivating.

MANUAL GUIDING

For high added value crops, a manual system of guiding is available. A steering bar enables the operator on the cultivator to orientate the steering wheels and thus move the cultivator sideways for hoeing near to the plants without damaging them.



The steering wheels (1), orientated by the steering bar (2), can be adjusted in height (3).



AUTOMATIC GUIDING

The automatic guided cultivator offers a precise and reliable guiding system no matter what the stage of development of the crop. A tracing disc placed on the planter (or during the first cultivating passage) traces a mark in the soil. This trace is taken up when cultivating by a special shaped wheel which operates the detectors. The detectors control the hydraulic unit linked to the aligning cylinders to ensure the machine is cultivating as near as possible to the crop.



Tracing disc




The tracing disc produces a precise guide track during the planting and retraces during the following cultivating passages.

Guiding wheel




The specially designed guiding wheel is assembled on a parallelogram ensuring the wheel follows the track made beforehand by the tracing disc.

Hydraulic unit



The hydraulic system is fed by single effect with a free return.

Cylinders



The cylinders move the cultivator sideways so as to cultivate as near as possible to the row apart from the tractor position.

Control unit



The control unit is fully automatic with an added manual mode featuring an electric self centring control lever.

FERTILIZER KITS

Offering both standard, and « High Capacity » hoppers or MONOSEM's own front-mounted hopper system, with MONOSEM you have the choice of a fertilizing system best suited to your requirements.

Standard plastic hoppers are available in two sizes.

- 175L hopper, 2 outlets or 3 outlets
- 270L hopper, 3 outlets

They are assembled on the rigid 4 to 8-row cultivators (inter row spacing from 65 to 80 cm), 6 to 12 rows (inter row spacing from 45 to 50 cm) or on the folding 4 to 6-row versions (inter row spacing from 65 to 80 cm).

« HIGH CAPACITY » HOPPER for rigid frames

The "high capacity" hoppers in corrosion resistant powder coated sheet metal are available on the 4 to 6-row cultivators (inter rows from 65 to 80cm) with rigid frames. The large hopper openings on the "high capacity" models allow easy loading of 500 or 600 kg bags.



Easy and rapid emptying

The « high capacity » fertilizer hoppers for folding frames feature a trapdoor on each side with a delivery hose to enable quick and simple emptying.



STANDARD HOPPER




« HIGH CAPACITY » HOPPER for folding frames

The "high capacity" hoppers (980 l) are available on the 6-row cultivators (inter row from 65 to 80 cm) with hydraulic folding frame. The outer rows are air driven by a turbofan driven by the PTO. The hopper is equipped with transparent windows for a visual check on the fertilizer lever from the tractor cab. The capacity of the fertilizer and the large opening enable an easy loading of 500 or 600 kg bags.

V shaped opening

The V shaped opening system of the "high capacity" hoppers for folding frames makes filling both "clean" and easy.



FRONT MOUNTED HOPPER

The MONOSEM front-mounted hopper has been specifically designed for fertilizer application. With features like the sturdy frame and integrated cradle, removing the need for lowering stands. The 100% stainless steel metering system, gives longlife and corrosion resistance. A hydraulically raised and lowered pneumatic metering wheel, safe within the frame and track of the tractor, provides accurate metering, which when added to the integrated gearbox all endorses its functional design, purely for fertilizer.

This hopper is available with capacities of 1000 L or 1600 L, the turbofan being driven by PTO or hydraulic motor.

The hopper can be assembled on the 4 to 8-row cultivators (inter row 65 to 80 cm) with rigid or folding frames.

For maximum versatility, the front-mounted hopper can be associated with a planter for fertilizing when planting.



Cyclones

The cyclones are assembled between each unit enabling the fertilizer to drop (gravity) not blown to the ground, thus limiting dust forming.



Stainless steel metering system

The 100% stainless steel metering system of the front-mounted fertilizer has two closing trapdoors and can be rapidly disassembled.



	Standard hopper	"HIGH CAPACITY" hopper for rigid frames	"HIGH CAPACITY" hopper for folding frames	Front-mounted hopper
Capacity (number of rows at 45-50 cm)	2x175 liters (6 rows) 4x175 liters (12 rows)	-	-	1000 liters - 1600 liters (6 to 12 rows)
Capacity (number of rows at 65-80 cm)	2x175 liters (4 rows) 2x270 liters (6 rows) 4x175 liters (8 rows)	1x1000 liters (4 rows) 2x700 liters (6 rows)	1x980 liters (6 rows)	1000 liters - 1600 liters (4 to 8 rows)
Mini/maxi output at 75 cm with standard output auger	80 to 350 kg/ha	80 to 350 kg/ha	80 to 350 kg/ha	Output according to the speed and quality of the fertilizer
Mini/maxi output at 75 cm with high output auger	160 to 700 kg/ha	160 to 700 kg/ha	160 to 700 kg/ha	
Type of frame	Rigid Manual folding	Rigid	Hydraulic folding	Rigid Manual folding Hydraulic folding
Land wheels	○	●	●	○
Big-Bag loading	-	●	●	●

● : Standard equipment ○ : Optional


- : Not possible

1) According to the quality of the fertilizer product

COMPLEMENTARY EQUIPMENT

EQUIPMENT FOR FERTILIZER


Distribution by auger



The metering by auger (1), combined with agitators (2), ensure a regular precise dosing of the fertilizer. These augers in stainless steel are available with different pitches to meter exactly the required quantity.

The « Standard » augers (A) in blue are for metering fertilizer from 80 to 350 kg/ha for an inter row spacing of 75 cm and from 120 to 525 kg/ha for an inter row spacing of 50 cm.


The “High output” augers (B) in red have a larger pitch and are for metering fertilizer from 160 to 700 kg/ha for an inter row spacing of 75 cm and from 240 to 1050 kg/ha for an inter row spacing of 50 cm.



Adjustment of the fertilizer rate

The adjustment of the quantity of fertilizer metered when cultivating is made using the gearbox which offers 12 ratios. The chart delivered with the fertilizer kit allows the operator to quickly select the ratio required for the metering rate desired.

Localized fertilizing



The fertilizer product can be placed on one side of the row (C) or on each side (D) by simply adding a divider. The fertilizer is then incorporated into the soil by the cultivator tines.

Drive wheel



The drive wheel enables fertilizing directly proportional to the forward speed of the tractor. The large ground clearance allows regular treatment in all circumstances.

Land wheels



On the models with “high capacity” fertilizer attachments, the adjustable land wheels, ensure the cultivator stays at a constant height.

HERBICIDE EQUIPMENT

Our cultivators are offered with a range of spray herbicide equipment. Contact your local MONOSEM agent (1).



(1) : According to the country

TECHNICAL FEATURES

MULTICROP RANGE

Frame		Rigid			Manual folding	Hydraulic folding				
		TIP 5" Monobar			TIP 5" Monobar	TIP 5"				«Wide Configuration» monoblock
Width		3 m 50	5 m 20	6 m 60	5 m 00	4 m 90	5 m 20	6 m 30	6 m 70	8 m 90 (1)
Transport width					3 m 60	3 m 50	3 m 00	3 m 00	3 m 00	3 m 00
Number of rows 45-50 cm		6	-	12	-	-	-	12	-	18 (12 si repliée)
Number of rows 50-65 cm		-	-	-	-	-	7	9	11	-
Number of rows 65-80 cm		4	6	8	6	6 (2) (4 if folded)	6	-	8	12 (8 if folded)
Guiding	Self-guiding	●	●	●	●	●	●	●	●	●
	Front-mounted	○	-	-	-	-	○	○	○	-
	Manual guiding	○	○	-	○	-	○	-	-	-
	Automatic guiding	-	-	-	-	-	○ (3)	○ (3)	○ (3)	-
Fertilizer	Standard fertilizer	○	○	○	○	-	○	○	-	-
	High capacity fertilizer	○	○	-	-	-	○	-	-	-
	Front fertilizer 1000 or 1600 l	○	○	○	○	○	○	○	○	-
Land wheels		○	○	○	○	○	○ / ● (4)	○	○	●
Transport carriage		-	-	○	-	-	-	-	-	-
Lighting kit		○	○	○	○	○	○	○	○	○
Cultivator weight (inter row 65-80 cm)		575 Kg	800 Kg	1020 Kg	870 Kg	900 Kg	930 Kg	1200 Kg	1300 Kg	2000 Kg

SCD RANGE

Frame		Rigid				Manual folding		Hydraulic folding		
		TIP 5"			TOP 7"	TIP 5"		TIP 5"		
Width		3 m 50	5 m 20	6 m 60	9 m 80	3 m 70	5 m 00	5 m 20	6 m 30	6 m 70
Transport width						2 m 30	3 m 65 (1)	3 m 00	3 m 00	3 m 00
Number of rows 45-50 cm		6	-	12	18	6	-	-	12	-
Number of rows 50-65 cm		5	7	-	-	-	7	7	9	11
Number of rows 65-80 cm		4	6	8	12	4	6 (4 if folded)	6	-	8
Guiding	Self-guiding	●	●	●	●	●	●	●	●	●
	Standard front-mounted	○	○	-	-	-	-	○	-	-
	Manual guiding	○	○	-	-	○	○	○	-	-
	Automatic guiding	○ (3)	-	-	-	-	-	○ (3)	○ (3)	○ (3)
Fertilizer	Standard fertilizer	○	○	○	-	○	○	○	-	-
	High capacity fertilizer	○	○	-	-	-	-	○	-	-
	Front fertilizer 1000 or 1600 l	○	○	○	-	○	○	○	○	○
Land wheels		○	○	○	●	○	○	○ / ● (4)	○	○
Transport carriage		-	-	○	○	-	-	-	-	-
Lighting kit		○	○	○	○	○	○	○	○	○
Cultivator weight (inter row 65-80 cm)		550 Kg	770 Kg	980 Kg	1890 Kg	620 Kg	840 Kg	900 Kg	1150 Kg	1140 Kg

● : Standard ○ : On option - : Not possible For other special models and inter row spacing, please consult us.

1) : according to inter row spacing 2) : exclusively 75 cm inter row spacing 3) : exclusively even number of rows and without fertilizer attachment 4) : with 980 l hopper

MARKET GARDENING RANGE

Vegetable crops demand particular attention and this is why MONOSEM designed a guidable, sturdy and versatile cultivator for all your hoeing, cultivating and re-ridging activities.



1 Parallelogram

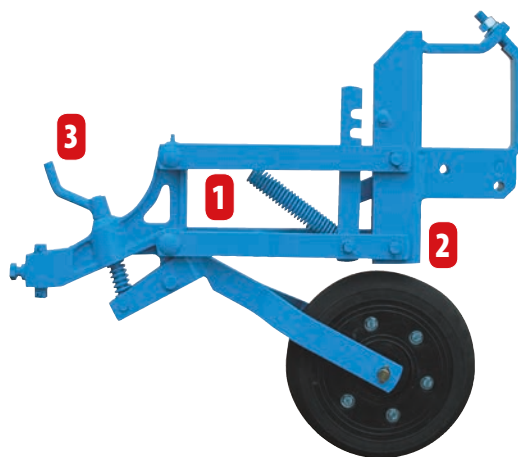
The vegetable units are assembled on a parallelogram with pressure spring.

2 Depth control wheel

The front 260x100 self-cleaning wheel ensures accurate depth control. It is mounted on maintenance free sealed ball bearings.

3 Depth control

Depth control is rapidly adjusted using a turn handle.



Frame




Steering system



Easily adjustable, the frame in 5" x 5" profile can be assembled with a wide combination of equipment. The choice of frames within the SCD frame (see pages 9-11) enables working widths from 2 to 12 rows and over.

The precise and gently steering system has an integrated locking system.

Main accessories



Shovel
(width 14, 20, 25, or 30)

Duckfoot
(width 20, 25 or 30)

Rigid shank
(flat or pointed shoe)

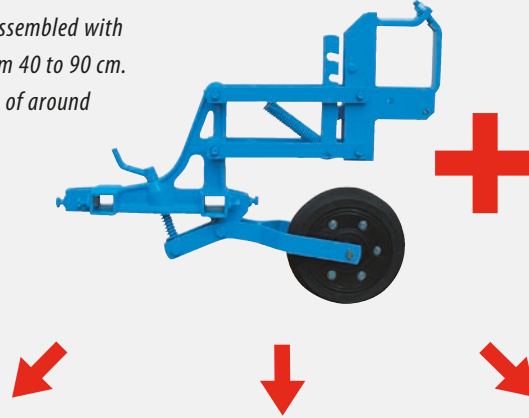
Lelièvre blade
(maize or sugar beet)

Planet blade
(with or without cheek)

Bedder
(fixed or adjustable)

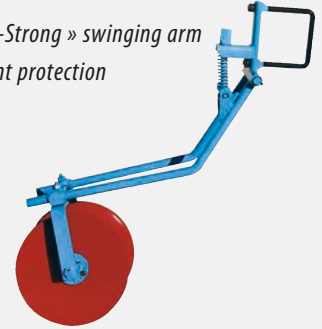
EXTRA-STRONG UNIT

The « Extra-Strong » unit is designed to be assembled with 3 to 6 tools and is suitable for inter rows from 40 to 90 cm. This unit gives the frame a ground clearance of around 55 cm.



Extra-Strong balancing system

« Extra-Strong » swinging arm for plant protection



Extra-Strong C1L unit

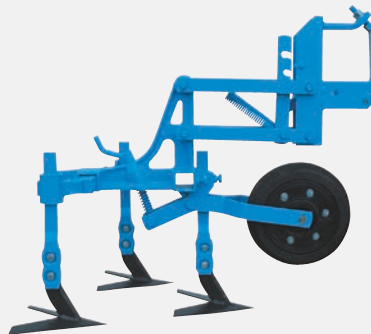
« Extra-strong » unit with shovel of 25 and Lelièvre sugar beet blades or shovel of 30 and Lelièvre maize blade.



Inter row spacing: 40 to 60 cm or 55 to 80 cm

Extra-Strong C3 unit

« Extra-Strong » unit with 3 shovels of 25.



Inter row spacing: 55 to 80 cm

Extra-Strong DF5 unit

« Extra-Strong » unit with 5 rigid shanks.



Inter row spacing: 60 to 80 cm

« MARKET GARDENING » RANGE

5" TIP frame		Rigid								Manual folding		Hydraulic folding		
Width		2 m 00	2 m 60	3 m 00	3 m 50	3 m 80	4 m 50	5 m 20	6 m 60	3 m 70	5 m 00	5 m 20	6 m 70	
Transport width										2 m 20	3 m 60	3 m 00	3 m 00	
Type of unit	Inter row spacing	Number of rows												
EXTRA-STRONG	C1L - Shovel of 25, Sugar beet Lelièvre	40-60 cm	2	-	4	5	6	7	8	12	6	-	-	12
	C1L - Shovel of 25, Maize Lelièvre	55-80 cm	2	3	-	4	-	5	6	8	-	6	6	8
	C3	55-80 cm	2	-	-	4	-	-	6	-	-	6	6	-
	C3D	55-80 cm	2	3	-	4	-	5	6	8	-	6	6	-
	DF5	60-80 cm	2	3	-	4	-	5	6	8	-	6	6	-
Manual guiding		●	●	●	●	●	●	●	●	●	●	●	●	
Lighting kit		○	○	○	○	○	○	○	○	○	○	○	○	
Weight of cultivator only (type C1L – inter row 55 – 80 cm)		330 Kg	385 Kg		450 Kg		520 Kg	600 Kg	720 Kg		690 Kg	750 Kg	940 Kg	

● : Standard

○ : On option

- : Not possible

For other special models and inter row spacing, please consult us.

Re-sale value

The re-sale value gives a good indication of the quality of a product and its suitability to the market. So when you decide to sell your MONOSEM planter, you will appreciate its high re-sale value.

MONOSEM quality

The quality has always been a main concern of MONOSEM. This is why when manufacturing the greatest care is taken in the quality control of the products.

Advice

The MONOSEM partners are specialists qualified to inform you on planting and help you out with solid advice.

The experience

Throughout the world, quality and reliability are often associated with MONOSEM. This is the result of a certain know-how gained in over 60 years of experience in agriculture.

Spare parts

Our spare parts department have available a large stock of original spares and accessories. So even after several years you will be sure to find the parts you require at your MONOSEM partners.



Multi-purpose pneumatic Monoshox® NG Plus M planter with discs



Multi-purpose pneumatic NG Plus 4 planter with discs



Special pneumatic « low-till » planter Monoshox® NX M with discs



Multi-purpose pneumatic planter with NC shoes



Special vegetable planter for mini-seeds MS



Mechanical planter for pelleted sugarbeet MECA V4



Cultivator



The precision Planter specialist

Distributor

COMPAGNIE COMMERCIALE RIBOULEAU

15, rue Beaujon - 75008 PARIS - FRANCE

RIBOULEAU MONOSEM

Factories – Technique - Research - Information

12, rue Edmond Ribouveau – 79240 LARGEASSE France

TEL. 00 33 5 49 81 50 00 – FAX 00 33 5 49 72 09 70



All the data concerning the equipment, the general appearance, the weight and dimensions are current at the date of printing and vary according to countries. They may be modified without previous notice.

This brochure cannot be considered as a binding document. Your Monosem partner will not hesitate in informing you of any possible changes.

In order to illustrate this brochure, certain safety housings and mechanisms may have been removed.

Apart from this particular case and complying with the recommendations in the manual, these must remain fitted.

Réf. : 90400EN - 07/16

www.monosem.com