



2022 BALERS



HOW THE BIG, ROUND BALER CHANGED THE INDUSTRY THAT FEEDS AND FUELS THE WORLD

“Find a need, fill that need with a product built to last and simply build the best.” These words were famously spoken by Vermeer founder, Gary Vermeer, who made a name for himself by designing products that transformed industries and helped shape new ones altogether. Products that proved there is always a better way to get the job done.

It began when a local cattle producer told Gary he was getting out of the cattle business because the hay-making process was labor intensive and he could no longer do it alone. That was when Gary decided a one-person system was needed. First chalked out on the Vermeer factory floor, Gary and his team knew their round hay baler design was something big. And was it ever. Introduced in 1971, the “big, round baler,” as it was known in the industry, allowed hay producers to make hay bales almost 10 times bigger than any other baler on the market. Perhaps more importantly, it turned a process that traditionally required multiple people into a one-person job. Finally, hay producers could single-handedly put up high volumes of hay in shorter periods of time.

This was only the beginning.

Vermeer has been steadfast in its commitment to help hay and forage producers find a better way to make hay. With a team carrying on Gary’s spirit of innovation and deep passion for agriculture, we are in continuous pursuit of ways to improve our equipment to meet the needs of the industry. What we do every day helps make a real impact on our customers’ operations. We are committed to producers — whether they put up a few hundred or tens of thousands of round bales to feed their cattle.

These producers excel at harvesting crops for haying, feeding and bedding to help nourish a healthy and vibrant food supply, as well as harvesting crop residues to support the biomass industry. At Vermeer, we tip our caps to the hay producers who play such an invaluable role in feeding and fueling the world.

In 2017, we reinvented the way our producers work again. The ZR5-1200 self-propelled baler — the first of its kind — marked the beginning of a new era in haymaking. From the patent-pending independent suspension system that delivers a smooth, comfortable ride to the one-step baling automation process that operators perform with the push of a button, the ZR5-1200 bucks the trend.

But the work doesn’t stop there. Vermeer and its robust network of independent dealers will continue to provide unwavering support to Vermeer hay producers and their equipment day in, day out. Vermeer dealers are passionate about agriculture — especially the hay and forage industry. They know Vermeer round balers as well as anybody because when they go home, many of them harvest their own crops too. Who better to provide service and support for Vermeer hay tools than those who use the equipment themselves?

The big, round baler forever changed the way we make hay, helping hay producers do more with less. It has inspired innovation across the industry. How we handle, store and feed hay — everything has changed. And still today, Vermeer is focused in the field because the more things change, the more Vermeer can help hay producers stay ahead of the times and be Equipped to Do More®.



TABLE OF CONTENTS:

504 R-series balers overview	pg. 4 - 5
504R Classic baler	pg. 6 - 7
504R Signature baler	pg. 8 - 9
504R Premium baler	pg. 10 - 11
Atlas™ and Atlas Pro™ control systems	pg. 12 - 13
604 R-series balers overview	pg. 14 - 15
604R Classic baler	pg. 16 - 17
604R Signature baler	pg. 18 - 19
604R Premium baler	pg. 20 - 21
605N balers	pg. 22 - 23
Go Pro	pg. 24 - 25
504 and 604 Pro G3 balers	pg. 26 - 27
Rancher 6640 and 6650 balers	pg. 28
5520 baler	pg. 29
Product specifications	pg. 30 - 39



504 R-SERIES BALERS

Vermeer 504 R-series balers offer simplicity, ease of use and more unique features than ever before.

504R Classic baler: With minimal setup required to get in the field and at an economical price point, this is the full-time baler for the part-time operator.

504R Signature baler: The signature name says it all. Offering a blend of convenience, ease of use and durability, this baler advances the Gary Vermeer legacy of round balers with expert engineering and innovative technology.

504R Premium baler: A high-output, silage-ready baler with advanced technology provides a first-class baling experience. This baler is meant for the serious producer ready to put up some serious crop.

FEATURE	504R CLASSIC BALER	504R SIGNATURE BALER	504R PREMIUM BALER
Bale shape indicators	Optional	Standard	Standard
Moisture sensors	Optional	Standard	Standard
Auto Lube greasing system	NA	NA	Optional
Silage kit	NA	Optional	Standard



Bale shape indicators



Moisture sensors



Auto Lube greasing system



Silage kit

504 R-SERIES BALERS





504R CLASSIC **BALER**



OPTIONAL
Bale shape
indicators



OPTIONAL
Moisture

- 1 A low recommended PTO of 50 hp (37.3 kW) provides options for various tractors.

- 2 The Atlas™ control system delivers robust performance with simplicity in an intuitive package. A 4.3-in (10.9-cm) color touch-screen displays everything needed to bale and allows operators to track field statistics, bales per hour and average bale size. Optional features include the ability to see bale shape and real-time moisture readings on the display.



- 3 Built with few moving parts, the 60-in (152.4-cm) 4-bar camless wide pickup allows you to get the job done and helps minimize parts cost when it is time for routine maintenance.



- 4 Durable chains and heavy-duty components on the inside of this baler, including strong driveshafts, make this baler built to last.

- 5 An optional net wrap system makes net efficient to feed and operate. Compared to twine, using netwrap helps increase bale wrapping speed, as well as helps to keep the bale shape and reduce hay loss in storage.



- 6 The durable windguard roller helps smooth out the crop before it enters the pickup, and the rotor helps force the crop into the back of the chamber for bale formation.



504R SIGNATURE **BALER**



Bale shape indicators



Moisture sensors



OPTIONAL Silage kit

- 1 A 5-bar camless wide pickup with no cam tracks or follower bearings allows for smoother, quieter operation compared to previous models. This durable pickup is equipped with steel coil teeth for baling tough or heavy crops and features fewer moving parts to help reduce maintenance and prolong the life of the machine.



- 2 The Atlas™ control system comes standard on the 504R Signature baler. With a 4.3-in (10.9-cm) color touch-screen display, this system is intuitive and offers operators the ability to change baler settings and view field statistics and diagnostic screens.



- 3 The three main drive chains are made with 80 Diamond chains to help minimize chain maintenance. The upper and lower drive bearings have a 33% higher load rating while the clutch's maximum torque rating is 32% higher than on previous models.

- 4 An aggressive rotor helps to create positive bale starts while the auger and feeding system forces crop into the chamber and onto the rotating belts for bale formation.

- 5 Real-time moisture sensors come standard and provide moisture readings via the Atlas control system, giving operators access to real-time and field average moisture information in the tractor cab.

504R PREMIUM BALER



Bale shape indicators



Moisture sensors



Silage kit




OPTIONAL Auto Lube greasing system

1 The 60-in (152.4-cm) camless wide pickup has minimal moving parts to help minimize maintenance and parts costs. After the steel windguard roller smooths out the windrow, the hay enters the baler and is forced back to the chamber by an aggressive rotor.

2 The Atlas™ control system is equipped with a color touch-screen to manage baler functions and view baler and field statistics from the cab.



3 Standard grease banks make it convenient for operators to perform routine maintenance on the baler to help prolong machine life. An optional Auto Lube greasing system is available to provide automatic lubrication to critical bearings at user-defined intervals set through the Atlas control system.



4 Meant for those who want to bale high-moisture crops at a quick, efficient pace, the 504R Premium baler can out bale other 504 R-series balers. Starting with the increased pickup speed and ending with a faster tie cycle than the 504R Signature baler, this baler can handle the intense pace of a full-time 5-ft x 4-ft (1.5-m x 1.2-m) operator.

5 The 504R Premium comes with a standard silage kit, ready to put up wet hay. With heavy-duty components and an option for endless belts, this baler is rugged and ready to handle the rigors of baling heavy crop.

6 The optional flotation tires offer a smooth ride on rough terrain and stability on hills. Flotation tires can reduce the amount of stress on your baler and can also minimize compaction on the land.

ATLAS™ AND ATLAS PRO™ CONTROL SYSTEMS

Using the Atlas™ or Atlas Pro™ control system from Vermeer classifies operators as a pro in the hay business. Serving as operators in-cab consultant, these control systems give operators real-time operational information, advanced field statistics and a large range of diagnostic capabilities, along with the basic field and bale statistics operators expect.




ACTUAL SIZE

1 Intuitive navigation allows operators to adjust settings, read bale statistics and review diagnostic screens.

2 Bale size and bale shape indicators keep operators informed in the field. Gain quick access to multiple settings and calibration functions by touching different graphics directly on the screens.

3 Use the netwrap gauge to see how much netwrap is left on the current roll. Operators can also adjust net tension using the Atlas and Atlas Pro control system.*

4 Keep track of real-time bale data and field average statistics, including bale count, bales per hour, moisture, field names and more.



ACTUAL SIZE

604 R-SERIES BALERS


We all want consistent, square-shouldered bales — but with operation and field condition differences, we don't all put up hay the same way. Rest assured, Vermeer has a baler for various types of operations with the 6-ft x 4-ft (1.8-m x 1.2-m) baler lineup — 604 R-series balers. Common features include a camless pickup, hydraulic density system and new netwrap system. From the Classic to the Signature to the Premium — one of them is right for you.

604R Classic baler: This baler is ideal for those who like minimal setup and have low horsepower requirements. User-friendly controls and the option to bale with netwrap or twine make this baler a classic fit for small-to-midsized operators who want to get the job done at an economical price.

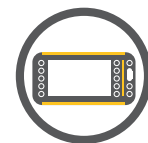
604R Signature baler: This baler is designed and built for many hay and forage applications. It's equipped with smart features like the Atlas Pro™ control system that bring convenience to your operation.

604R Premium baler: If you're a high-producing haymaker, the 604R Premium is the way to go. With a 19% increase in baling speed and capacity compared to the 604R Signature, it can also produce a 30% denser bale than the 604R Classic and Signature.

FEATURE	604R CLASSIC BALER	604R SIGNATURE BALER	604R PREMIUM BALER
Control system	Atlas™ control system	Atlas Pro™ control system	Atlas Pro™ control system
Net lift system	Optional	Optional	Standard
Bale density output	Standard	Standard	30% increase
Silage kit	NA	Optional	Standard



Atlas™ control system



Atlas Pro™ control system



Net lift system



Moisture sensors



Silage kit

604 R-SERIES BALERS





604R CLASSIC **BALER**



Atlas™ control system



OPTIONAL
Net lift system



OPTIONAL
Moisture sensors



OPTIONAL
Bale shape indicators

1 A low recommended PTO of 60 hp - 80 hp (44.7 kW - 60 kW) allows operators to hook it up to most tractors.

2 Track field statistics — such as bales per hour and bales per field — on the Atlas™ control system's 4.3-in (10.9-cm) color touch-screen display as well as additional metrics with optional moisture and standard bale shape sensors. A netwrap gauge works like a gas gauge, letting the operator know how much netwrap is available.



3 The Vermeer 3-year pickup warranty* rider covers the internal components and includes parts and labor on the 604R Classic baler. See your Vermeer dealer for details.

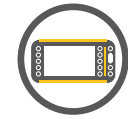


4 The netwrap system gives operators the ability to control net tension from the cab via the Atlas control system and maximizes net spread over the edge of the bale. An actuator feeds and cuts the netwrap while a hydraulic brake manages net tension.



5 The 71-in (180.3-cm), 4-bar camless wide pickup features durable steel coil teeth and few moving parts — including no cams or follower bearings — to minimize maintenance.

604R SIGNATURE **BALER**



Atlas Pro™ control system



Moisture sensors



OPTIONAL
Bale shape indicators




OPTIONAL
Net lift system




OPTIONAL
Silage kit

1 Rubber-mounted pickup teeth help with durability and tooth life. With a 5-bar camless wide pickup, the 604R Signature baler has an increased number of tines compared to previous models to help get more crop into the baler and less crop left in the field.

2 The Atlas Pro™ control system helps operators control the outcome of the bale from the convenience of the cab, including shape, density and net tension. Monitor real-time stats for up to 50 fields, like bale weight, bale count and moisture levels.



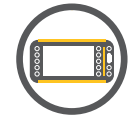
3 Moisture sensors come standard on 604R Signature and 604R Premium balers and allow you to view real-time moisture readings in the cab via their control system. Knowing the bale moisture level can help you make management decisions, such as whether or not to keep baling or let the crop dry, wrap the hay or apply preservatives.*



4 The latest netwrap system on 604 R-series balers is designed to help maximize the amount of net spread over the edge of the bale. An actuator is responsible for feeding and cutting the netwrap, and the hydraulic brake manages the netwrap tension. The netwrap system feeds the net directly onto the main belts of the baler. Smart features allow the operator to control netwrap tension from in the cab on a scale of 0 to 100. A sensor measures the amount of net left on the roll, which is displayed on a digital gauge within the Atlas Pro control system in the operator's cab. Over-the-edge net spread and appropriate netwrap tension help maintain square-shouldered bales.

5 With an available silage kit, operators will have the flexibility to bale both dry and higher-moisture hay. Optional on the 604R Signature and standard on the 604R Premium.

604R PREMIUM BALER



Atlas Pro™ control system



Net lift system



Moisture sensors




Silage kit

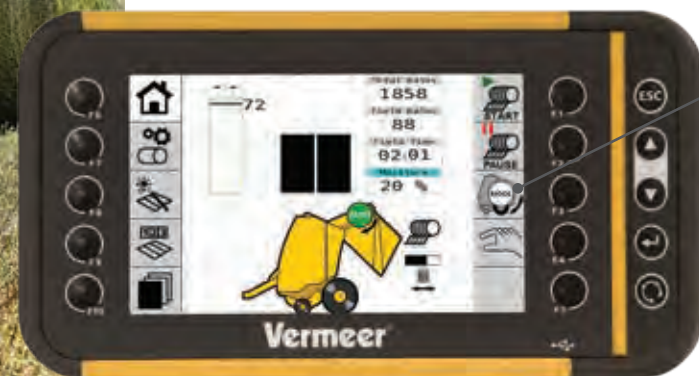


Bale shape indicators

1 The 604 Premium baler belts spin 19% faster than the 604R Signature baler. This allows hay to enter the chamber faster and the bale to tie quicker, allowing you to finish fields in short order, all thanks to the increased capacity.



2 The Atlas Pro™ control system allows operators to control the bale density level right from the cab. In fact, the 604R Premium can produce bales up to 30% more dense when compared to 604R Classic and Signature balers.



3 The auto-eject system is designed to work on a variety of different tractors. With ease of use in mind, this baler can open and close the tailgate without operator assistance, reducing two steps of the process.*



*Tractor hydraulic detent is required.



4 An industry-first net lift system lifts the roll from either the truck or ground into the baler's netwrap system using an electric thumb control.

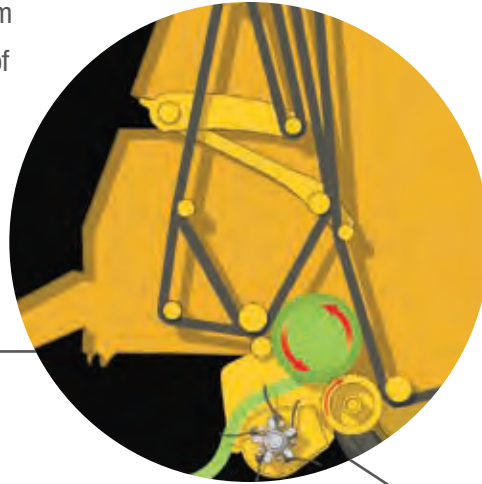
5 The steel doors are sleek and strong. Plus, flotation tires perform as well as they look, contributing to a smooth ride and helping to minimize field compaction. Heavy-duty chains, rollers, bearings and poly-pickup teeth provide added strength.



605N BALER AND 605N CORNSTALK SPECIAL BALER

Vermeer N-series balers bring heavy-duty components for strength and durability in the field when operators need them most. Smart features like the available automatic pickup clutch and Auto Lube greasing system help extend machine life. Plus, they're backed by one of the best distribution networks in the industry.

1 Direct Crop Feed enables forage to be fed directly to the bottom drum and bale-starting chamber.



2 The E-Link Pro display offers usability, such as accessible bale weight and moisture readings on the home screen with standard moisture sensors and optional scale kit. Additionally, the E-Link Pro display comes with the ability to keep track of information for up to 20 customers, with up to 10 fields per customer.



3 Optional Auto Lube greasing system, controlled through the E-Link Pro display, provides automatic lubrication to critical bearings at user-defined intervals.



4 The optional pickup clutch automatically stops the pickup when the desired bale size is reached, lessening inadvertent overfill of the bale chamber to help protect the rollers, bearings and belts.*

5 Seals on either side of the pickup bushings help keep out dirt and dust. The toolless gauge wheel adjustment allows for efficient pickup height adjustments.

9 DIFFERENCES

THAT SET THE 605N CORNSTALK SPECIAL APART FROM THE 605N BALER

FEATURE	605N CORNSTALK SPECIAL BALER
 POWERED WINDGUARD	✓
 EXTENDED LUBE DRIVELINE	✓
 O-RING CHAINS	✓
 WORK LIGHTS	✓
 FIRE EXTINGUISHER	✓
 AUTO LUBE GREASING SYSTEM	✓
 SCALE	✓
 EXTENDED WARRANTY	✓
 INLINE® RAMP	Optional

GO PRO

Oncoming rain clouds can ruin a hay producer's day. That's one reason why silage is quickly becoming a preferable option for those who are tired of waiting for good weather and want high-quality forage for their cattle. According to Michigan State University Extension, silage harvested within five days of the optimal time has a feed quality advantage of \$26.46 per ton over dry hay.* For some, that's reason enough to make the switch.

Vermeer 504 and 604 Pro G3 balers handle the rigors of baling wet, heavy crops — combining strength and smart features while still giving operators the versatility of having a baler that can bale dry hay.

- Pro balers are designed to fit the needs of North American silage producers. As the Vermeer engineering team went to work, they knew a solid frame and heavy-duty components — like large bearings, chains, rollers and poly-pickup bands — were ideal for handling wet, heavy bales. Plus, they included steel doors for added strength.
- Smart features are provided by the Atlas Pro™ control system that monitor statistics, including bale shape and density, right from the cab.
- Versatility comes from features like the 17-knife chopping system, which lets operators adjust knife settings to cut crops for optimized bale density, fermentation, silage quality and digestibility. Pre-cutting crop is ideal for both dry and wet hay as it produces a more palatable product for the cattle and mixes efficiently when used in a TMR mixer.
- The simplicity of the netwrap system on the back of the machine makes it convenient to load, monitor and adjust netwrap. Operators even know how much is left on the roll, right from the cab, with the net gauge on the Atlas Pro control system.

Designed and built in Pella, Iowa, 504 and 604 Pro G3 balers signal the next generation in silage baling. It's no longer about watching the weather but being ready to make high-quality hay.

PRO BALERS



504 AND 604 PRO G3 BALERS

1 The hydroflexcontrol floor allows the baler floor to flex up and down, depending on the size of the windrow, in order to minimize blockage in the pickup. If the baler does plug, the floor opens hydraulically from the in-cab monitor to clear the blockage and move the material back into the chamber.


2 The Atlas Pro™ control system helps to control the outcome of the bale from the convenience of the cab. Monitor bale shape and adjust density based on moisture, crop and customer preference for up to 50 fields. Plus, the optional scale kit provides real-time data including bale weight.

3 Four endless belts, 11.2 in x 472 in (28.5 cm x 1,999 cm), made of layers of synthetic material and rubber help to provide the durability needed to bale heavy, dense bales.

4 A solid frame and heavy-duty components — like large bearings, chains, rollers, poly pickup bands and rubber-mounted teeth — are ideal for handling wet, heavy bales.

5 Spread it edge to edge with a netwrap system designed for operator convenience. Its location on the back of the machine makes it convenient to load and adjust netwrap. Operators even know how much is left on the roll, right from the cab.

6 The 17-knife chopping system precuts the crop, helping to minimize feed loss by giving cows smaller bites of hay to fit the size of their mouths. Pre-cutting bales can also help decrease mixing time in mixers or feed grinders. Select 0, 8, 9 or 17 knives from the Atlas Pro control system in the cab for optimized bale density, fermentation, silage quality and digestibility.





RANCHER 6640 AND 6650 BALERS

Vermeer Rancher balers are economically priced and designed to match up with lower horsepower tractors commonly used in cow-calf operations.

1 Haysaver wheels are a proven, reliable performer over millions of acres. A specially formed, long-finger design gives you positive raking action, minimizes bounce in rugged terrain and offers a clean wide sweep of the field.

2 The radial pin clutch on the pickup offers pickup protection for durability and reliability.

3 Features on the Bale Expert™ baler monitor — like auto-start advance; standard moisture sensing; left and right bale shape indicators; bale count reporting; near full, full bale and tailgate lock alarms — gives operators information, control and convenience.



4 The optional netwrap system feeds net directly to the main belts of the baler. The brake tension/friction design helps maximize the number of wrapped bales per roll. A spiral roller provides full bale coverage on every rotation, even at the start of the wrap cycle.

5520 BALER

Built for those with a sharp eye for a great value, the 5520 baler — which produces 5-ft x 5-ft (1.5-m x 1.5-m) bales — is a proven performer with millions of acres under its belt.

1 User-friendly functionality and lower horsepower requirements give this baler the perfect balance of simplicity and reliability.



2 Haysaver wheels are convenient to adjust with just a few turns of a wrench.

3 The optional netwrap system is efficient to load and reliable to operate — with a netwrap system that can wrap bales in seconds.

BALE PACKAGING

Vermeer® Net

Meet the partner in strength and reliability, Vermeer Net, available for 4-ft and 5-ft (1.2-m and 1.5-m) balers of all kinds. With nine size options to choose from, operators can get the roll size that is fit for their baler. The Black, White and Green bale wrap color scheme lets operators know they're baling with some really tough netwrap.

- Heavy-duty high-density polyethylene (HDPE) for superior net strength
- Optimum net spread to cover square-shouldered bales from one side to the other
- Convenient handling with handgrips on net packaging

Plastic film

Maintain quality forage and nutrition for up to 12 months with the superior strength and airtight seal of plastic film. The reflective white material provides ultraviolet protection for outdoor storage. With a minimum of 1 mil (25 micron) in thickness, bales can stand a chance against unpredictable weather and unwanted pests. Endcaps are also available.

Twine

Contact a local Vermeer dealer for three twine options including sisal, plastic and solar degradable. Extra-long sisal twine boasts strong fibers to aid in consistent trouble-free baling. Sporting continuous filaments within the plastic, monofilament baler twine has become the industry standard. With their tight, brightly colored polypropylene spiral, these plastic twine-wrapped bales can be stored outdoors for up to 18 months without significant deterioration. With the degradability of sisal twine and the durability of plastic twine, solar-degradable twine can provide a more custom solution to any operation.

SPECIFICATION	504R CLASSIC BALER	504R SIGNATURE BALER	504R PREMIUM BALER
BALE SIZE			
Bale diameter	36 in - 60 in (91.4 cm - 152.4 cm)	36 in - 60 in (91.4 cm - 152.4 cm)	36 in - 60 in (91.4 cm - 152.4 cm)
Bale width	47 in (119.4 cm)	47 in (119.4 cm)	47 in (119.4 cm)
Maximum bale weight	1,000 lb (453.6 kg)	2,000 lb (907.2 kg)	2,000 lb (907.2 kg)
DIMENSIONS AND WEIGHTS			
Length standard	156 in (396.2 cm)	156 in (396.2 cm)	156 in (396.2 cm)
Length with net	173 in (439.4 cm)	173 in (439.4 cm)	173 in (439.4 cm)
Length with ramp	169 in (429.2 cm)	169 in (429.2 cm)	169 in (429.2 cm)
Height	107 in (271.8 cm)	107 in (271.8 cm)	111 in (281.9 cm)
Width with standard tires	100 in (254 cm)	100 in (254 cm)	100 in (254 cm)
Tires	Standard: 11L-15 Optional: 31 x 13.5-5	Standard: 31 x 13.5-5 Optional: 480-45 R17 flotation tire	Standard: 31 x 13.5-5 Optional: 480-45 R17 flotation tire
Weight fully optioned	5,260 lb (2,385.9 kg)	5,400 lb (2,449.4 kg)	5,460 lb (2,476.6 kg)
BALE FORMING CHAMBER			
Drive roller size	4.8 in (12.2 cm)	4.8 in (12.2 cm)	4.8 in (12.2 cm)
Idler roller size	3.5 in (8.9 cm)	3.5 in (8.9 cm)	3.5 in (8.9 cm)
Start roller size	4.5 in (11.4 cm)	4.5 in (11.4 cm)	4.5 in (11.4 cm)
Belt type	Standard mini rough top	Standard mini rough top	Premium mini rough top or endless
Number of belts	5	6	6
Width of belt	6.8 in (17.3 cm)	6.8 in (17.3 cm)	6.8 in (17.3 cm)
Length of belt (long)	455.5 in (1,157 cm)	455.5 in (1,157 cm)	455.5 in (1,157 cm)
Length of belt (short)	465.5 in (1,182.4 cm)	465.5 in (1,182.4 cm)	465.5 in (1,182.4 cm)
Type of lace	Alligator rivet	Alligator rivet	Alligator rivet or no laces
Silage kit	NA	Optional	Standard
DRIVE SYSTEM			
Driveline	540 rpm, standard lube, radial pin clutch	540 rpm, standard lube, friction clutch	540 rpm, extended lube, friction clutch
Torque protection pickup	Radial pin clutch	Radial pin clutch	Radial pin clutch
Roller chains	Single 60	Single 60 and 80	Single 60 and 80
Bearing and sprocket configuration	Round driveshafts and bearings	Round driveshafts and bearings	Round driveshafts and bearings
TRACTOR REQUIREMENTS			
PTO horsepower minimum	40 hp (29.8 kW)	45 hp (33.6 kW)	55 hp (41 kW)
PTO horsepower recommended	50 hp (37.3 kW)	55 hp (41 kW)	65 hp (48.5 kW)

SPECIFICATION	504R CLASSIC BALER	504R SIGNATURE BALER	504R PREMIUM BALER
PICKUP			
Pickup type	Camless wide	Camless wide	Camless wide
Width tooth to tooth	60 in (152.4 cm)	60 in (152.4 cm)	60 in (152.4 cm)
Tooth bars	4	5	5
Number of teeth	(48) double steel coil	(60) double steel coil	(60) double steel coil
Teeth spacing	2.8 in (7.1 cm)	2.8 in (7.1 cm)	2.8 in (7.1 cm)
Stripper bands	Steel	Steel	Steel
Flotation	Optional gauge wheels 4.8-16 HD semi-pneumatic with spring assist	Gauge wheels 4.8-16 HD semi-pneumatic with spring assist	Gauge wheels 4.8-16 HD semi-pneumatic with spring assist
Pickup lift	Manual standard, hydraulic optional	Manual standard, hydraulic optional	Hydraulic
3-year pickup warranty	Standard	Standard	Standard
CONTROL SYSTEM			
Control system type	Atlas™ control system	Atlas™ control system	Atlas™ control system
Display	4.3-in (10.9-cm) color touch-screen	4.3-in (10.9-cm) color touch-screen	4.3-in (10.9-cm) color touch-screen
Field statistics	10 fields	10 fields	10 fields
Bale shape indicators	Optional	Standard	Standard
Moisture	Optional up to 27%	Standard up to 27%	Standard up to 27%
Bales per hour	Standard	Standard	Standard
DENSITY			
Bale density adjustments	Standard manual through hydraulic relief valve	Standard manual through hydraulic relief valve	Standard manual through hydraulic relief valve
Density readings	Optional physical gauge	Physical gauge	Physical gauge
BALE TIE SYSTEM			
Twine system	Optional	Optional	Optional
Netwrap system	Optional	Optional	Standard
Net tension control	Via mechanical adjustment	Via mechanical adjustment	Via mechanical adjustment
Extra roll storage	Standard	Standard	Standard
FEATURES			
Bale ramp	Optional spring loaded	Optional spring loaded	Spring loaded
Auto Lube greasing system	NA	NA	Optional
Grease bank	NA	NA	Standard
Right-hand door	NA	Standard	Standard
LED maintenance lights	NA	NA	Optional
Fire extinguisher, safety chain	Optional	Optional	Optional

SPECIFICATION	604R CLASSIC BALER	604R SIGNATURE BALER	604R PREMIUM BALER
BALE SIZE			
Bale diameter	36 in - 72 in (91.4 cm - 182.8 cm)	36 in - 72 in (91.4 cm - 182.8 cm)	36 in - 72 in (91.4 cm - 182.8 cm)
Bale width	47 in (119.4 cm)	47 in (119.4 cm)	47 in (119.4 cm)
Maximum bale weight	2,000 lb (907.2 kg)	2,400 lb (1,088.6 kg)	2,400 lb (1,088.6 kg)
DIMENSIONS AND WEIGHTS			
Length standard	164 in (416.6 cm)	164 in (416.6 cm)	184 in (467.4 cm)
Length with net	184 in (467.4 cm)	184 in (467.4 cm)	184 in (467.4 cm)
Length with ramp	198 in (503 cm)	206 in (523.2 cm)	206 in (523.2 cm)
Height	121 in (296.5 cm)	121 in (296.5 cm)	121 in (296.5 cm)
Width with standard tires	101 in (256.5 cm)	101 in (256.5 cm)	115 in (292.1 cm)
Width with optional tires	NA	115 in (292.1 cm)	NA
Tires	14L-16.1	Standard: 14L-16.1 Optional: 21.5L-16.1 flotation tire	21.5L-16.1 flotation tire
Weight fully optioned	6,820 lb (3,093.5 kg)	7,280 lb (3,302.2 kg)	8,020 lb (3,637.8 kg)
BALE FORMING CHAMBER			
Drive roller size	5.5 in (14 cm)	5.5 in (14 cm)	5.5 in (14 cm)
Idler roller size	3.5 in, 4.8 in (8.9 cm, 12.1 cm)	3.5 in, 4.8 in (8.9 cm, 12.1 cm)	3.5 in, 4.8 in (8.9 cm, 12.1 cm)
Start roller size	5.3 in (13.5 cm)	5.3 in (13.5 cm)	5.3 in (13.5 cm)
Belt type	Standard mini rough top	Premium mini rough top	Premium mini rough top
Number of belts	6	6	6
Width of belt	6.8 in (17.3 cm)	6.8 in (17.3 cm)	6.8 in (17.3 cm)
Length of belt (long)	563.5 in (1,431.3 cm)	563.5 in (1,431.3 cm)	563.5 in (1,431.3 cm)
Length of belt (short)	557 in (1,414.8 cm)	557 in (1,414.8 cm)	557 in (1,414.8 cm)
Type of lace	Alligator rivet	Alligator rivet	Alligator rivet
Silage kit	NA	Optional	Standard
DRIVE SYSTEM			
Driveline	540 rpm, standard lube, friction clutch	Standard: 540 rpm, standard lube, friction clutch Optional: 1,000 rpm, standard lube, automatic clutch	Standard: 540 rpm, standard lube, automatic clutch Optional: 1,000 rpm, extended lube, automatic clutch
Torque protection pickup	Radial pin clutch	Radial pin clutch	Radial pin clutch
Roller chains	Single 60 and 80	Single 60 and 80	Single 80 and 100
Bearing and sprocket configuration	Hex driveshafts and bearings	Hex driveshafts and bearings	Hex driveshafts and bearings
TRACTOR REQUIREMENTS			
PTO horsepower minimum	60 hp (44.7 kW)	70 hp (52.2 kW)	85 hp (63.4 kW)
PTO horsepower recommended	80 hp (59.7 kW)	90 hp (67.1 kW)	105 hp (78.3 kW)

SPECIFICATION	604R CLASSIC BALER	604R SIGNATURE BALER	604R PREMIUM BALER
PICKUP			
Pickup type	Camless wide	Camless wide	Camless wide
Width tooth to tooth	70.5 in (178.9 cm)	70.5 in (178.9 cm)	70.5 in (178.9 cm)
Width on outside flair	73.8 in (187.5 cm)	73.8 in (187.5 cm)	73.8 in (187.5 cm)
Tooth bars	4	5	5
Number of teeth	(56) double steel coil	(70) double rubber mounted	(70) double rubber mounted
Teeth spacing	2.8 in (7.1 cm)	2.8 in (7.1 cm)	2.8 in (7.1 cm)
Stripper bands	Steel	Steel	Poly
Flotation	Gauge wheels 4.8 - 16 HD semi-pneumatic with spring assist	Gauge wheels 4.8 - 16 HD semi-pneumatic with spring assist	Gauge wheels 7.1 - 16 HD semi-pneumatic with spring assist
Pickup lift	Manual standard, hydraulic optional	Hydraulic	Hydraulic
3-year pickup warranty	Standard	Standard	Standard
CONTROL SYSTEM			
Control system type	Atlas™ control system	Atlas Pro™ control system	Atlas Pro™ control system
Display	4.3-in (10.9-cm) color touch-screen	7-in (17.8-cm) color touch-screen	7-in (17.8-cm) color touch-screen
Field statistics	10 fields with names	50 fields with names	50 fields with names
Field statistics download	NA	USB	USB
Bale shape indicators	Standard	Standard	Standard
Moisture	Optional up to 27%	Standard up to 27%	Standard up to 27%
Bales per hour	Standard	Standard	Standard
Auto eject	NA	Optional	Standard
DENSITY			
Bale density adjustments	Standard through control system monitor	Standard through control system monitor	Standard through control system monitor
Density readings	Optional physical gauge	Digital gauge	Digital gauge
Cylinder size	2.5 in (6.4 cm)	2.5 in (6.4 cm)	3 in (7.6 cm) for a 30% density increase
BALE TIE SYSTEM			
Twine system	Optional	Optional	Optional
Netwrap system	Optional	Optional	Standard
Net gauge via control system	Standard	Standard	Standard
Net tension control	Via control system	Via control system	Via control system
Net lift system	Optional	Optional	Standard
Extra roll storage	Standard	Standard	Standard
FEATURES			
Bale ramp	Optional spring loaded	Hydraulic	Hydraulic
Auto Lube greasing system	NA	Optional	Standard
Grease bank	NA	Standard	NA
Right-hand door	NA	Standard	Standard
LED maintenance lights	NA	Optional	Standard
Fire extinguisher, safety chain	Optional	Optional	Optional
Scale kit	NA	Optional	Optional

SPECIFICATION	605N BALER	605N CORNSTALK SPECIAL BALER
BALE SIZE		
Bale diameter	36 in - 72 in (91.4 cm - 182.9 cm)	36 in - 72 in (91.4 cm - 182.9 cm)
Bale width	61 in (155 cm)	61 in (155 cm)
Maximum bale weight	2,400 lb (1,088.6 kg)	2,400 lb (1,088.6 kg)
DIMENSIONS AND WEIGHTS		
Length standard	166 in (421.6 cm)	195 in (495.3 cm)
Length with net	195 in (495.3 cm)	NA
Length with ramp	195 in (495.3 cm)	NA
Height	117 in (297.2 cm)	117 in (297.2 cm)
Width with standard tires	114 in (289.6 cm)	129 in (327.7 cm)
Width with optional tires	129 in (327.7 cm)	NA
Tires	Standard: 14L-16.1 Optional: 21.5L-16.1 flotation tire	21.5L-16.1 flotation tire
Weight fully optioned	8,600 lb (3,900 kg)	8,600 lb (3,900 kg)
BALE FORMING CHAMBER		
Drive roller size	5.5 in (14 cm)	5.5 in (14 cm)
Drum roller size	12 in (30.5 cm)	12 in (30.5 cm)
Idler roller size	3.5 in, 4.8 in, 5.5 in (8.9 cm, 12.1 cm, 14 cm)	3.5 in, 4.8 in, 5.5 in (8.9 cm, 12.1 cm, 14 cm)
Start roller size	4.5 in (11.4 cm)	4.5 in (11.4 cm)
Belt type	Premium mini rough top	Premium mini rough top
Number of belts	8	8
Width of belt	6.8 in (17.3 cm)	6.8 in (17.3 cm)
Length of belt (long)	540 in (1,371.6 cm)	540 in (1,371.6 cm)
Length of belt (short)	533 in (1,353.8 cm)	533 in (1,353.8 cm)
Type of lace	Alligator rivet	Alligator rivet
Silage kit	Optional	Optional
DRIVE SYSTEM		
Driveline	540 rpm, standard lube, friction clutch or 1,000 rpm, cutout clutch	1,000 rpm, extended lube, cutout clutch
Torque protection pickup	Radial pin clutch or friction with slip sensing	Friction with slip sensing
Roller chains	Single 50, 60 and 80	Single 50 (60 and 80 — 0-ring)
Bearing and sprocket configuration	Hex driveshafts and bearings	Hex driveshafts and bearings
TRACTOR REQUIREMENTS		
PTO horsepower minimum	80 hp (60 kW)	150 hp (112 kW)
PTO horsepower recommended	100 hp (75 kW)	NA

SPECIFICATION	605N BALER	605N CORNSTALK SPECIAL BALER
PICKUP		
Pickup type	Cammed wide	Cammed wide
Width tooth to tooth	77 in (195.6 cm)	77 in (195.6 cm)
Width on outside flair	90 in (228.6 cm)	90 in (228.6 cm)
Tooth bars	10	10
Number of teeth	(65) double rubber mounted	(65) double rubber mounted
Teeth spacing	3-1/16 in (7.8 cm)	3-1/16 in (7.8 cm)
Stripper bands	Steel	Steel
Flotation	Gauge wheels 7.1 - 16 HD semi-pneumatic with spring assist	Gauge wheels 7.1 - 16 HD semi-pneumatic with spring assist
Pickup lift	Hydraulic	Hydraulic
CONTROL SYSTEM		
Control system type	E-Link Pro display	E-Link Pro display
Display	7-in (17.8-cm) color touch-screen	7-in (17.8-cm) color touch-screen
Field statistics	20 customers with 10 fields each	20 customers with 10 fields each
Field statistics download	USB	USB
Bale shape indicators	Standard	Standard
Moisture	Standard up to 27%	Standard up to 27%
Bales per hour	Standard	Standard
DENSITY		
Bale density adjustments	Standard	Standard
Density readings	Physical gauge	Physical gauge
Cylinder size	3 in (7.6 cm)	3 in (7.6 cm)
BALE TIE SYSTEM		
Twine system	Optional	NA
Netwrap system	Optional	Standard
Net tension control	Via mechanical adjustment	Via mechanical adjustment
Extra roll storage	Standard	Standard
FEATURES		
Bale ramp	Optional hydraulic	Standard: hydraulic Optional: Inline® ramp
Auto Lube greasing system	Optional	Standard
Grease bank	Standard	NA
Automatic chain lube system	Optional	Optional
Right-hand door	Standard	Standard
LED maintenance lights	Optional	Standard
Fire extinguisher, safety chain	Optional	Optional
Scale kit	Optional	Standard

SPECIFICATION	404 PRO BALER	504 PRO G3 BALER	604 PRO G3 BALER
BALE SIZE			
Bale diameter	49 in (124.5 cm)	36 in - 60 in (91.4 cm - 152.4 cm)	36 in - 72 in (91.4 cm - 182.8 cm)
Bale width	48 in (121.9 cm)	48 in (121.9 cm)	48 in (121.9 cm)
Bale weight	2,300 lb (1,043.3 kg)	2,400 lb (1,088.6 kg)	2,400 lb (1,088.6 kg)
DIMENSIONS AND WEIGHTS			
Length standard	188.4 in (478.5 cm)	205 in (520.7 cm)	213 in (541 cm)
Length with net	188.4 in (478.5 cm)	205 in (520.7 cm)	213 in (541 cm)
Length with ramp	188.4 in (478.5 cm)	205 in (520.7 cm)	213 in (541 cm)
Height	102.4 in (260.1 cm)	120 in (304.8 cm)	120 in (304.8 cm)
Width with standard tires	111 in (281.9 cm)	96 in (243.8 cm)	112 in (284.5 cm)
Width with optional tires	NA	112 in (284.5 cm)	NA
Tires	14L-16.1	Standard: 14L-16.1 Optional: 21.5L-16.1 flotation	21.5L-16.1 flotation tire
Weight fully optioned	7,446 lb (3,377.5 kg)	9,825 lb (4,456.5 kg)	10,000 lb (4,535.9 kg)
BALE FORMING CHAMBER			
Drive roller size	NA	7.1-in (18-cm) rubber and (1) 6.6-in (16.8-cm) steel	7.1-in (18-cm) rubber and (1) 6.6-in (16.8-cm) steel
Drum roller size	NA for fixed chamber	9.5 in (24.1 cm)	9.5 in (24.1 cm)
Idler roller size	NA for fixed chamber	4.5 in, 6.6 in (11.4 cm, 16.8 cm)	4.5 in, 6.6 in, 9.5 in (11.4 cm, 16.8 cm, 24.1 cm)
Start roller size	NA for fixed chamber	8 in (20.3 cm)	8 in (20.3 cm)
Belt type	NA for fixed chamber	Endless belts	Endless belts
Number of belts	NA	4	4
Width of belt	NA	11.2 in (28.5 cm)	11.2 in (28.5 cm)
Length of belt (long)	NA	433.1 in (1,100.1 cm)	472.4 in (1,198.9 cm)
DRIVE SYSTEM			
Driveline	540 rpm, standard lube, cut-out clutch	540 rpm, standard lube, cut-out clutch	540 rpm, standard lube, cut-out clutch
Torque protection pickup	Radial pin clutch	Radial pin clutch	Radial pin clutch
Roller chains	12B-1, 16B-2, 16B-1 and 20B-1	Single 60, 80 and 100 Double 80	Single 60, 80 and 100 Double 80
Bearing and sprocket configuration	Round driveshafts, greaseable roller bearings	Round and hex driveshafts, greaseable roller bearings	Round and hex driveshafts, greaseable roller bearings
TRACTOR REQUIREMENTS			
PTO horsepower minimum	70 hp (52 kW)	80 hp (59.6 kW)	90 hp (67.1 kW)
PTO horsepower recommended	100 hp (75 kW)	110 hp (82 kW)	120 hp (89.5 kW)

SPECIFICATION	404 PRO BALER	504 PRO G3 BALER	604 PRO G3 BALER
PICKUP			
Pickup type	Standard	Camless wide	Camless wide
Width tooth to tooth	73 in (185.4 cm)	73 in (185.4 cm)	73 in (185.4 cm)
Width on outside flair	78 in (198.1 cm)	78 in (198.1 cm)	78 in (198.1 cm)
Tooth bars	4	5	5
Number of teeth	(60) double steel coil	(75) double rubber mounted	(75) double rubber mounted
Teeth spacing	2.5 in (6.4 cm)	2.5 in (6.4 cm)	2.5 in (6.4 cm)
Stripper bands	Steel	Poly	Poly
Flotation	Pneumatic gauge wheels 16 x 6.5-8 with spring assist	Gauge wheels 7.10-16 HD semi-pneumatic with spring assist	Gauge wheels 7.10-16 HD semi-pneumatic with spring assist
Pickup lift	Hydraulic	Hydraulic	Hydraulic
3-year pickup warranty	Standard	Standard	Standard
CONTROL SYSTEM			
Control system type	E-Link Pro display	Atlas Pro™ control system	Atlas Pro™ control system
Display	Monochrome LCD screen	7-in (17.8-cm) color touch-screen	7-in (17.8-cm) color touch-screen
Field statistics	20 fields with names	50 fields with names	50 fields with names
Field statistics download	NA	USB	USB
Bale shape indicators	NA	Standard	Standard
Bales per hour	NA	Standard	Standard
DENSITY			
Bale density adjustments	Standard through control system monitor	Standard through control system monitor	Standard through control system monitor
Density readings	Digital gauge	Digital gauge	Digital gauge
BALE TIE SYSTEM			
Netwrap system	Standard	Standard	Standard
Net gauge via control system	NA	Standard	Standard
Net tension control	Via mechanical adjustment	Via control system	Via control system
Extra roll storage	Standard	Standard	Standard
FEATURES			
Bale ramp	Spring loaded	Spring loaded	Spring loaded
Grease bank	Standard	Standard	Standard
Automatic chain lube system	Standard	Optional	Optional
Right-hand door	Standard	Standard	Standard
LED maintenance lights	NA	Optional	Optional
Fire extinguisher, safety chain	Optional	Optional	Optional
Scale kit	NA	Optional	Optional

SPECIFICATION	5520 BALER	RANCHER 6640 BALER	RANCHER 6650 BALER
BALE SIZE			
Bale diameter	36 in - 60 in (91.4 cm - 152.4 cm)	36 in - 66 in (91.4 cm - 167.6 cm)	36 in - 66 in (91.4 cm - 167.6 cm)
Bale width	61 in (154.9 cm)	47 in (119.4 cm)	61 in (154.9 cm)
Bale weight	1,400 lb (635 kg)	1,300 lb (589.7 kg)	1,700 lb (771.1 kg)
DIMENSIONS AND WEIGHTS			
Length standard	150 in (381 cm)	160 in (406.4 cm)	160 in (406.4 cm)
Length with net	171 in (434.3 cm)	181 in (459.7 cm)	181 in (459.7 cm)
Length with ramp	167 in (424.2 cm)	171 in (434.3 cm)	171 in (434.3 cm)
Height	102 in (259.1 cm)	111 in (281.9 cm)	111 in (281.9 cm)
Width with standard tires	109 in (276.9 cm)	95 in (241.3 cm)	109 in (276.9 cm)
Tires	12.5L-15	31 x 13.5-15	31 x 13.5-15
Weight fully optioned	5,320 lb (2,413.1 kg)	5,220 lb (2,367.8 kg)	5,850 lb (2,653.5 kg)
BALE FORMING CHAMBER			
Drive roller size	5.5 in (14 cm)	5.5 in (14 cm)	5.5 in (14 cm)
Drum roller size	12 in (30.5 cm)	12 in (30.5 cm)	12 in (30.5 cm)
Idler roller size	3.5 in, 4.8 in (8.9 cm, 12.1 cm)	3.5 in, 4.8 in (8.9 cm, 12.1 cm)	3.5 in, 4.8 in (8.9 cm, 12.1 cm)
Start roller size	4.5 in (11.4 cm)	4.5 in (11.4 cm)	4.5 in (11.4 cm)
Belt type	Standard mini rough top	Standard mini rough top	Standard mini rough top
Number of belts	7	6	8
Width of belt	6.8 in (17.3 cm)	6.8 in (17.3 cm)	6.8 in (17.3 cm)
Length of belt (long)	441 in (1,120.1 cm)	492 in (1,249.7 cm)	492 in (1,249.7 cm)
Length of belt (short)	429 in (1,089.7 cm)	482 in (1,224.3 cm)	482 in (1,224.3 cm)
Type of lace	Alligator rivet	Alligator rivet	Alligator rivet
Silage kit	NA	Optional	NA
DRIVE SYSTEM			
Driveline	540 rpm, standard lube, radial pin clutch	540 rpm, standard lube, friction clutch	540 rpm, standard lube, friction clutch
Torque protection pickup	NA	Radial pin clutch	Radial pin clutch
Bearing and sprocket configuration	Round driveshafts and bearings; hex shaft on drum	Round driveshafts and bearings; hex shaft on drum	Round driveshafts and bearings; hex shaft on drum
TRACTOR REQUIREMENTS			
PTO horsepower minimum	50 hp (37.3 kW)	50 hp (37.3 kW)	60 hp (44.7 kW)
PTO horsepower recommended	60 hp (44.7 kW)	70 hp (52 kW)	75 hp (56 kW)

SPECIFICATION	5520 BALER	RANCHER 6640 BALER	RANCHER 6650 BALER
PICKUP			
Pickup type	Standard	Standard	Standard
Width tooth to tooth	57 in (144.8 cm)	43.5 in (110.5 cm)	57 in (144.8 cm)
Width on outside flair	58 in (147.3 cm)	58 in (147.3 cm)	72 in (182.9 cm)
Width of Haysaver wheels (listed for select models only)	87 in (221 cm)	73 in (185.4 cm)	87 in (221 cm)
Tooth bars	4	5	5
Number of teeth	(40) double rubber mounted	(40) double rubber mounted	(50) double rubber mounted
Flotation	Spring assist	Spring assist	Spring assist
Pickup lift	Manual	Manual	Manual
CONTROL SYSTEM			
Control system type	Optional Bale Expert™ monitor	Bale Expert™ monitor	Bale Expert™ monitor
Display	Monochrome LCD screen	Monochrome LCD screen	Monochrome LCD screen
Bale shape indicators	NA	Standard	Standard
Moisture	Optional up to 27%	Standard up to 27%	Standard up to 27%
DENSITY			
Bale density adjustments	Manual adjustment on relief valve	Manual adjustment on relief valve	Manual adjustment on relief valve
Density readings	Optional physical gauge	Physical gauge	Physical gauge
Cylinder size	2.5 in (6.4 cm)	2.5 in (6.4 cm)	2.5 in (6.4 cm)
BALE TIE SYSTEM			
Twine system	Optional	Optional	Optional
Netwrap system	Optional	Optional	Optional
Net tension control	Via mechanical adjustment	Via mechanical adjustment	Via mechanical adjustment
Extra roll storage	NA	Standard	Standard
FEATURES			
Bale ramp	Optional spring loaded	Optional spring loaded	Optional spring loaded
LED maintenance lights	NA	Optional	Optional
Fire extinguisher, safety chain	Optional	Optional	Optional

Vermeer Corporation
1410 Vermeer Road East
Pella, Iowa 50219
800-370-3659 • vermeer.com

Vermeer Corporation reserves the right to make changes in engineering, design and specifications; add improvements; or discontinue manufacturing at any time without notice or obligation.

Equipment and depictions shown are for illustrative purposes only and may display optional accessories or components specific to their global region. Please contact your local Vermeer dealer for more information on machine specifications.

Specifications, descriptions and illustrative material herein are as accurate as known at time of publication, but are subject to change without notice. Availability of some models and equipment builds varies according to the country in which the equipment is used.

Vermeer, the Vermeer logo, Equipped to Do More, Bale Expert, Inline, Atlas, Atlas Pro and the Black, White and Green bale wrap color scheme (Vermeer® Net) are trademarks of Vermeer Manufacturing Company in the U.S. and/or other countries.

© 2021 Vermeer Corporation. All Rights Reserved.

LF 21-01033 08/21 ML (18K) / PN#510505093



2022 *BALERS*