



# 2018 BALERS




Today, Vermeer is a global innovator, focused on forage and biomass harvesting systems. Of our many engineering accomplishments, Vermeer is still best known for revolutionizing the hay harvesting industry in 1971 with the advent of the big round baler. The design has evolved over the years to take advantage of new technologies, which is why Vermeer rugged and reliable round balers remain a top choice for producers around the world.



1948

Gary Vermeer creates a mechanical hoist to ease the process of unloading his grain wagon during harvest. As word spreads, Gary (along with cousin and local banker Ralph Vermeer) start Vermeer Manufacturing Co. on Nov. 22, 1948. As the company grows, so does its product lines.



1971

A friend tells Gary Vermeer that he intends to sell his cow-calf business due to the hassles of baling hay. The next morning, Gary and a team of Vermeer product engineers chalk the initial design of the original Vermeer baler on the factory floor. A prototype for the "One-Man Hay System" rolls out the door 45 days later.



1989

Vermeer launches the Super I balers, known in the market as "the baler that just ran." Models featured hydraulic bale tension which resulted in increased bale density and were the first on the market with a 5-bar pickup.



1999

Vermeer introduces the Rebel® baler, designed to meet the needs of part-time farmers and ranchers who want the freedom to roll their own bales according to their own schedules.



2008

Vermeer introduces the 605 Super M Cornstalk Special for custom operators and high-volume producers. It's designed to increase tonnage per day and provide cost efficiencies in feed/bedding operations, as well as offer an ultimate harvesting solution in an expanding biomass industry.



2014

Vermeer unveils the first continuous round baler (CRB) concept machine. It's designed to boost productivity by forming two bales simultaneously, keeping the operator continually moving forward without having to stop and wait for a finished bale to eject before moving on.



2016

Vermeer introduces R-series balers with the Signature model. Designed to be every man's baler for any operation, this series is built upon the three pillars of Vermeer balers: convenience, ease of use and durability.

## TABLE OF CONTENTS:

500 R-series Overview	pg. 4-5
504R Premium	pg. 6-7
504R Signature	pg. 8-9
504R Classic	pg. 10-11
Atlas™ Control System	pg. 12-13
5520	pg. 14-15
Rancher 6640/6650	pg. 16-17
604N/605N Balers	pg. 18-19
605N Series Cornstalk Special	pg. 20-21
The Baleage Advantage	pg. 22-23
Why Go Pro	pg. 24-25
604 Pro	pg. 26-27
504 Pro	pg. 28-29
404 Pro	pg. 30
Bale Packaging	pg. 31
E-Link Pro	pg. 32-33
Product Specifications	pg. 34-38



## 500 R-SERIES

For many years, Vermeer has designed and manufactured a variety of sizes of balers to fit producers' needs of all kinds, no matter how large or small.

Today, as we complete the Vermeer 500 R-series baler line we aim to continue meeting the needs of the customer. Simple to understand, easy to use and offering more unique features than ever before.

Welcome to the Vermeer 500 R-series baler line-up: Classic, Signature and Premium.

**504R Classic:** We know and understand that small beef producers or part-time farmers need and want to put up hay, but it doesn't make sense for them to purchase a baler with all the bells and whistles a custom operator may need. With minimal setup required to get in the field and at an affordable price point this is the full-time baler for the part-time operator.

**504R Signature:** Built for the full-time working man, the 504R Signature is the even blend of convenience, ease-of-use and durability. The Signature name says it all, this baler advances the Gary Vermeer legacy of round balers with expertise engineering and innovative technology.

**504R Premium:** A high output baler with advanced, yet simple technology and it comes from the factory silage ready. The Premium baler is ready to provide a first-class baling experience with added features to increase productivity. This baler is meant for the serious producer ready to put up some serious crop.



The all-new Vermeer 504R Premium baler is fully loaded and comes standard with a silage kit specially designed for maximum output of high-moisture crops. More than a silage special, this baler is equipped with heavy duty components, premium belts, a 5-bar camless pickup and the Atlas™ control system. This package offers more capacity in heavy crops and produces good looking bales in tough conditions. Plus, a Vermeer 3-year pickup warranty provides peace of mind for many silage seasons to come. Silage or not, this is your first-class baler.

## 504R PREMIUM BALER



**1** As baleage gains popularity across North America, operators demand a baler that is specially designed and built to handle it. The 504R Premium baler comes standard with a silage kit, ready for your wet hay needs. With heavy-duty components and Goodyear “Rock” belts or an option for endless belts this baler is rugged and ready to handle the rigors of baling heavy crop, while still making a good looking bale.



**2** The Atlas control system comes standard on the 504R Premium baler. Complete with a color touchscreen in the cab to manage baler functions and view baler and field statistics, this system also comes with a wiring harness and RAM mount. Learn more on pages 12-13.



**3** The optional large flotation tires on the 504R Premium do more than make your neighbor turn their heads. The flotation tires offer a smoother ride on rough terrain, stability on hills and reduces the amount of stress on your baler. The flotation tires also cause less compaction on the land.



**4** Along with the other R-series balers, the 504R Premium baler comes equipped with the 60 in camless wide pickup system. This pickup has minimal moving parts to help minimize maintenance and parts costs. After the steel windguard roller smooths out the windrow, the hay enters the baler and is forced back to the chamber by an aggressive rotor. The Vermeer 3-year pickup warranty\* is offered on all of our R-series balers. The warranty covers internal components and includes parts and labor on the 504R balers. See your Vermeer dealer for details.



**5** With standard grease banks, it is easy for operators to perform routine maintenance to the baler to help prolong machine life. An optional auto-lube greasing system is available to provide automatic lubrication to critical bearings at user-defined intervals set through the Atlas control system.



**6** Meant for operators who want to bale high moisture crops at a quick, efficient pace, the 504R Premium can out bale our other 504R balers. Starting with the increased pickup speed and ending with a faster tie cycle than the 504R Signature, this baler can handle the intense pace of a full-time 5 ft x 4 ft (1.5 m x 1.2 m) operator.

\*Does not include teeth or hardware for teeth.

The Signature name says it all. Vermeer introduced the “One-Man Hay System” in 1971 to help farmers and ranchers get the job done. The 504R Signature baler advances this legacy by giving the working man a baler for any operation. Designed for producers who harvest primarily dry hay but also want the ability to bale silage with an optional silage kit when the weather isn’t on their side. It is built upon the three signature pillars of Vermeer balers — convenience, ease-of-use and durability.

**Convenience:** Durable steel windguard roller, camless wide pickup, aggressive pickup rotor and optional spring-loaded bale ramps for quiet and smooth operation while baling at a quicker pace.

**Ease-of-Use:** Quick-attach stripper bands, optional hydraulic pickup, free motion device and one-touch tailgate locks for ease-of-use and maintenance.

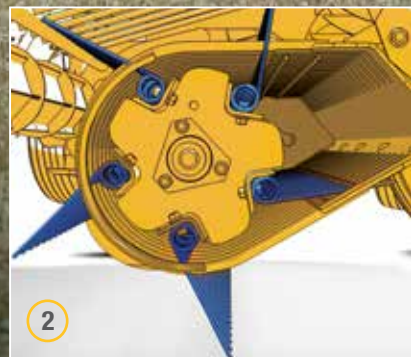
**Durability:** High torque driveline, 80 diamond drive chains, durable drive bearings, 5-bar wide pickup and fewer replaceable parts for prolonged machine life.



**1** The Vermeer 3-year pickup warranty\* covers the internal components and includes parts and labor on the 504R Signature baler. Operators can rest assured the pickup is backed by Vermeer parts and service. See your Vermeer Dealer for details.

\*Does not include teeth or hardware for teeth.


## 504R SIGNATURE BALER



**2** A camless wide pickup with no cam tracks or follower bearings allows for a smoother, quieter operation (minimal squeals or noises) compared to previous models. This durable, 5-bar pickup is equipped with steel teeth for baling tough or heavy crops and features fewer moving parts to help reduce maintenance and prolong the life of the machine.



**3** The Atlas™ control system comes standard on the 504R Signature baler. With a 4.3-in color touchscreen display, this system is intuitive and offers operators the ability to change baler settings, and view field stats and diagnostic screens.



**4** An aggressive rotor creates positive bale starts while the auger and feeding system forces crop into the chamber and onto the rotating belts for bale formation. Together, along with the camless wide pickup, this forms square-shouldered, dense bales.

**5** A 5-bar, camless wide pickup features more total tines to gather the crop for big feeding capacity. This helps minimize the wear on each individual tine and more importantly provides a more efficient, positive start of the crop into the bale chamber. More tines can also equal more crop picked up in the field.

**6** Real-time moisture sensors come standard on the 504R Signature baler and provide moisture readings via the Atlas control system, giving operators access to real-time and field average moisture information in the tractor cab.

**7** The durable drive train handles starting and stopping during operation. The three main drive chains are made with 80 diamond chain to help minimize chain maintenance. The upper and lower drive bearings have a 33 percent higher load rating while the clutch’s maximum torque rating is 32 percent higher than on previous models. Durable parts allow operators to efficiently bale dry or wet hay.

Are you a part-time farmer looking for a full-time baler? The Vermeer 504R Classic baler is designed for small operations who want good value in a dependable baler. A wide pickup and optional bale shape sensors makes baling easy, and with minimal setup and adjustments required, you'll feel like you've been baling with it forever. A camless wide pickup and heavy-duty components maximize durability for prolonged machine life. And considering the price and 3-year pickup warranty, the longer you bale with it, the better deal it becomes.

## 504R CLASSIC BALER



**1** The Atlas™ control system delivers robust performance in a simple and intuitive package. A 4.3-in color touchscreen displays everything you need to bale and allows operators to track field statistics, bales per hour and average bale size. Optional features include the ability to see bale shape on the display as well as real-time moisture readings. The Atlas control system is the easy way to put up hay.



**2** The new, effective Vermeer camless wide pickup is standard on the 504R Classic baler. Built with fewer moving parts, this camless pickup allows you to get the job done when you have the time to put up hay and minimize parts cost when it is time for routine maintenance. This 60 in (152.4 cm), 4-bar pickup is built to gather the hay, even in less than ideal windrows.



- 3** The same popular windguard roller and pickup rotor system found on the 504R Signature comes standard on the 504R Classic. The durable windguard roller helps smooth out the crop before it enters the pickup and the rotor helps aggressively force the crop into the back of the chamber for bale formation.
- 4** Tractors don't just haul balers. That is why we designed a baler to fit your tractor. With a low recommended PTO horsepower of 50 hp, the 504R Classic baler will run with most part-time operators' tractors.
- 5** While this baler is designed for part-time operators — it's also built to last with durable chains and components including stronger drive shafts.
- 6** 504R Classic balers feature an optional netwrap system that makes net easier to feed and easier to operate. Using netwrap helps to reduce hay loss in storage compared to twine, increase bale wrapping speed and keep the shape and structure of your bales during storage.

# ATLAS™ CONTROL SYSTEM

Introducing the Atlas control system for monitoring and controlling hay tools from Vermeer.

At an economical price point, Atlas offers simple intuitive operations and control. It comes equipped with a 4.3-in color touchscreen display. Similar to the atlas in your glovebox, the system offers you a simple way to navigate putting up hay.

Available on the following balers:



504R Premium



504R Signature



504R Classic

**1** An alarm notifies the operator when the baler is near full, when it is full, when the tie cycle is complete, the tailgate is closed or when there is an error.

**2** Intuitive navigation allows operators to adjust settings, read bale statistics and review diagnostic screens.

**3** Ensures your tailgate is locked before starting your next bale with this visual indication.

**4** Bale size indication gives near full and full notifications to help the operator know when the correct bale size is reached.

**5** When desired, start and pause touch buttons allow for manually starting or pausing the tie cycle.

**6** Left/right bale shape indicators help operators bale a dense, evenly packed bale. When the bale is full, this portion of the screen will change to indicate the tailgate is open when ejecting the bale.

**7** When the baler is equipped with moisture sensors, real-time moisture readings are shown here.

**8** The top bale number indicates how many bales have been produced in the current field and the bottom number indicates how many total bales are on the machine.

**9** Keeps track of bale statistics and information for up to 10 fields. Data can be viewed through the display.

Dimensions: 3.75 in (width), 2.09 in (height)

Vermeer



## ATLAS CONTROL SYSTEM FEATURES

USER INTERFACE AND MOUNT	504R CLASSIC	504R SIGNATURE	504R PREMIUM
Color touchscreen	●	●	●
RAM mount	●	●	●
Audio alarm	●	●	●
BALING CONTROL AND ADJUSTMENTS			
Bale shape feedback - left and right	Optional	●	●
Number of wraps/bale for netwrap	●	●	●
Number of start/center/end for twine	●	●	●
Manual start/pause for netwrap/twine	●	●	●
REAL-TIME DATA AND FIELD STATISTICS			
Real-time bale size data	●	●	●
Real-time and field average bale moisture data	Optional	●	●
Bales/hour	●	●	●
Field statistics (10 fields)	●	●	●
MAINTENANCE AND DIAGNOSTICS			
LED maintenance lights control	NA	NA	Optional
Auto-lube greaser control	NA	NA	Optional
Self-diagnostic monitor and sensors	●	●	●

How do you describe a Vermeer 5520 baler? Tough. Independent. Hardworking. The perfect balance of simplicity, convenience and reliability. And now, a proven performer with millions of acres under its belt. Built for operators with a sharp eye for a great value, looking to roll their own bales in their free time, with lower horsepower tractors.

Today's 5520 baler is still modeled after the classic original, but now it's an even better value because it combines many of the quality features and the reliability of larger Vermeer models, with user-friendly functionality and lower horsepower requirements. This generation comes equipped with Alligator rivet belt laces for maximum strength, with better belt tracking to help keep you running longer and a balanced density system that produces better looking bales. Haysaver wheels are now easier to adjust with just a few quick turns of a wrench. And, the optional netwrap system is simpler to load, to feed and is more reliable to operate — with an improved net spreading system that can wrap bales in less than 10 seconds, just the way you like them — right to the edge.

5520 — 5 ft x 5 ft (1.5 m x 1.5 m) bales (up to 1200 lb, 544.3 kg); minimum 50 hp (37 kW) required.

## 5520 BALER



1 The 5520 baler features an optional netwrap system that makes net easier to feed and easier to operate. No more hassles or confusion with belts and rollers. Just feed the net directly to the baler's main belts and spread net to the edge of the bale.

### BALE EXPERT MONITOR FEATURES

USER INTERFACE AND MOUNT	5520
Monochrome screen and button control	●
Audio alarm	●
BALING CONTROL AND ADJUSTMENTS	
Number or wraps/bale for netwrap	●
Number of start/center/end for twine	●
Manual start/pause for netwrap/twine	●
REAL-TIME DATA AND FIELD STATISTICS	
Real-time bale size data	●
Real-time and field average bale moisture data	Optional
Bales/hour	●
Bale counts (10 fields)	●
MAINTENANCE AND DIAGNOSTICS	
Self-diagnostic monitor and sensors	●



- 2 With the new balanced density system, operators will see a noticeable improvement in belt tracking, less tangling, less wear on belts and better looking bales in the end.
- 3 Optional haysaver wheels are easy to use and feature simple wheel adjustments you can make with just a few turns of a wrench. This popular option helps you clean up stray hay on the edges of the windrow and increases the fill to the far edges of the bale chamber for great-looking, square-shouldered bales.
- 4 The 5520 baler features exclusive true-bottom drum design for quick starts, fast feeding and high-density bales. And after the bale is made, you can drop it quickly and easily with the convenience of Drop 'n Go bale ejection. No need to disengage and reengage your tractor PTO. You're ready to go as soon as the tailgate locks.
- 5 Choose bale size or netwrap/twine setting with the optional Bale Expert™ monitor. Sensors are optional to monitor moisture levels and protect against overfills. Prefer to roll your bales without the monitor? Easy manual electric control (pictured) allows you to operate twine tie.



Right size. Right price. Vermeer Rancher balers are priced right to fit your pocketbook and designed perfectly to match up with lower horsepower tractors commonly used in cow-calf operations. Featuring smart design, patented Vermeer baler technology and a very competitive price tag — even when you compare them to late-model used balers — Rancher balers give you exceptional new baler value and the extra peace of mind that comes with a new product one-year limited warranty.

Bottom line? Large-diameter round bales up to 5.5 ft (1.7 m) tall. Balers you can power with minimum 50/60 hp (32/45 kW) tractors. And bales you can easily handle and feed with mid-sized tractors, loaders or skid steers. Rancher balers come equipped with standard flotation tires and a radial pin clutch to protect the pickup. Rancher balers are just right for your ranch.



# RANCHER 6640/6650 SERIES BALERS

**1** The Vermeer Bale Expert™ monitor gives you more information, control and operating conveniences. Auto-Start Advance increases netwrap speed by triggering the wrap cycle even before the bale chamber completes its final bale rotation. Additional features include standard moisture sensing, left/right bale shape indicators, bale count reporting, near full, full bale and tailgate lock alarms.

## BALE EXPERT MONITOR FEATURES

USER INTERFACE AND MOUNT	RANCHER 6640/6650
Monochrome screen and button control	●
Audio alarm	●
BALING CONTROL AND ADJUSTMENTS	
Bale shape feedback (requires bale shape sensors)	L/R
Number or wraps/bale for netwrap	●
Number of start/center/end for twine	●
Manual start/pause for netwrap/twine	●
REAL-TIME DATA AND FIELD STATISTICS	
Real-time bale size data	●
Real-time and field average bale moisture data	●
Bales/hour	●
Bale counts (10 fields)	●
MAINTENANCE AND DIAGNOSTICS	
Self-diagnostic monitor and sensors	●



- 2** Haysaver wheels are a proven, reliable performer over millions of acres. A specially formed, long-finger design gives you positive raking action, less bounce in rugged terrain and a clean wide sweep of the field. The improved design makes adjustments simple with just a few turns of the wrench.
- 3** With bales that roll up to 5.5 ft (1.7 m) in diameter, you now have a package that's sized right for tractors and for easy, manageable feeding. 6650 bales are 5 ft (1.6 m) wide and all you need is a minimum 60 hp (45 kW) tractor. 6640 bales are 4 ft (1.2 m) wide and require a minimum 50 hp (37 kW) tractor.
- 4** The optional netwrap system feeds net directly to the main belts of the baler. The brake tension/friction design helps you maximize the number of wrapped bales per roll. A spiral roller provides full bale coverage on every rotation, even at the start of the wrap cycle.
- 5** Radial pin clutch on the pickup — adapted from the Super M-series — offers pickup protection for increased durability and reliability.

## 604N/605N BALERS




The 604N/605N balers deliver the strength, productivity and operating convenience of Super M baler technology with the added capability and enhanced performance of new features like the patented dual-stage belt tightening system. From top to bottom, these balers are built to withstand tough conditions and high-capacity production — offering smooth, consistent performance to high-volume hay producers who want large 6 ft (1.8 m) diameter bales.

An operator will recognize the heavy-duty components and several key features like 5-bar pickups, direct crop feed, optional netwrap system and high-strength upper/lower drive rollers. It all results in simple, reliable performance and increased efficiency.

The 604N/605N select balers come equipped with 21.5L–16.1 flotation tires, a hydraulic bale ramp, a moisture sensor and an automatic pickup clutch. Packaged together these features provide enhanced performance for high-volume producers.

The 604N/605N balers look noticeably different, but what hasn't changed is the smart design, machine durability and the reliable, user-friendly performance that have come to define Vermeer balers.




- 1 The optional pickup clutch automatically stops the pickup when the desired bale size is reached, lessening inadvertent overfill of the bale chamber to help protect the rollers, bearings and belts. Seals on either side of the pickup bushings helps keep out dirt and dust. Toolless gauge wheel adjustment simplifies pickup height adjustments.
- 2 Direct Crop Feed enables the forage crop to be fed directly to the bottom drum and bale-starting chamber.
- 3 The E-Link Pro display offers enhanced usability, such as easily accessible bale weight and moisture readings on the home screen with standard moisture sensors and optional scale kit. Additionally, the E-Link Pro comes with the ability to keep track of information for up to 20 customers, with up to 10 fields per customer.
- 4 Optional auto-lube greasing system, controlled through the E-Link Pro display, provides automatic lubrication to critical bearings at user-defined intervals.

It takes a rugged baler with heavy-duty components to withstand the tough conditions and tight timeframes of baling cornstalks. When it comes to durability and efficiency, the Vermeer 605N Cornstalk Special baler is equipped to bale through even the toughest crop quickly and efficiently.

A patented powered windguard helps provide better starts, a clean uniform intake and increases the recommended operating speed. Having a superior feeding system means you'll have more cornstalk bales to handle. Fortunately, loading bales has never been easier than with the optional Inline® Ramp.

The pickup clutch provides longer pickup life due to less wear and tear on components and the E-Link Pro display helps custom operators easily keep track of customer information. With more heavy-duty components than its predecessor, it's clear that the 605N Cornstalk Special offers unmatched productivity when baling cornstalks.



## 605N CORNSTALK SPECIAL BALER






- 1 Patented powered windguard design — features evenly-spaced, fin-shaped plates clamped to the hex shaft to help feed high-volume cornstalk material into the bale chamber. And it's reversible — so you can quickly clear the pickup and continue to bale, without leaving the tractor cab.



### Confidence Plus®

Feel assured with the Confidence Plus Extended Service 2-year Contract which comes standard with 605N Cornstalk Special balers.



- 2 The drive system features a pickup clutch that is mounted on the lower drive roller that automatically stops the pickup when desired bale size is reached. Lessening inadvertent overfill of the bale chamber, this feature can provide longer pickup life due to less wear and tear on components.
- 3 The optional Inline Ramp makes loading bales in the field up to 35 percent faster by turning the bales during discharge to position them between the rows. Reduce damage to the bales with less movement required for bale retrieval. This also allows the operator who is moving the bales to drive along the cornstalk rows rather than across them, making for a more comfortable ride.
- 4 The E-Link Pro display offers enhanced usability, such as easily-accessible weight readings on the home screen, and comes with the ability to keep track of information for up to 20 customers electronically.
- 5 The auto-lube greasing system is just one of the extreme-duty components the Cornstalk Special balers boast. The auto-lube system can be controlled through the E-Link Pro display to help the operator identify the need for lubrication to critical bearings.

## THE BALEAGE ADVANTAGE

For years, producers have obsessed over weather forecasts, watching as rain heads their direction. Rain that poses a threat to their freshly cut hay that is supposed to be drying in their fields.

Most reports say that the baleage trend (think bale plus silage) originated in Europe. However, in North America it has become an increasingly popular alternative for producers who want to put up the highest quality forage possible and not fight the weather to do so.

## FIVE REASONS TO CONSIDER BALEAGE

- 1 Decrease your hay making window down to one-to-two days, compared to five-to-seven days.
- 2 Increase the nutrient quality in your bales. Baleage's time window allows you to put up forage at its highest quality, rather than waiting for a long span of dry weather.
- 3 Increase your forage palatability. Put a silage bale next to a dry bale and a silage bale will be completely gone before the cows even look at the dry bale.
- 4 Reduce your storage losses by wrapping your crop. When making baleage, you wrap the crop to increase fermentation and preservation. But wrapping your hay is also going to help you reduce your storage losses. Storing net wrapped bales on the ground results in up to 19 percent loss<sup>1</sup>, wrapping the entire bale in plastic will significantly reduce this.
- 5 Increase next cutting's yield by spending fewer days on the field. University of Wisconsin research shows you could lose up to 30 percent yield on your next crop if you leave your hay in the field for five days to dry, compared to 12 percent loss if you leave it in the field for two days while making baleage.<sup>2</sup>

<sup>1</sup>Dr. Cylde Lane, University of Tennessee Department of Animal Science

<sup>2</sup>University of Wisconsin, Dr. Dan Undersander: *Effect of Wheel Traffic on Alfalfa Yield*



### STEPS TO MAKING BALEAGE:

**Cut your crop.** Depending on forage type, use either a disc mower or a mower conditioner.



**Depending on moisture content,** ted your crop to speed up dry down. Then rake your crop into windrows 8 to 24 hours after cutting when your crop is at the desired moisture (anywhere between 20 and 70 percent).



**Bale your crop into appropriate size packages for your wrapper.** The most common size silage bale is 5 ft tall by 4 ft wide.



**Wrap your bales within 24 hours after baling.** You can either use an inline wrapper or an individual wrapper depending on the scale of your hay operation.

## WHAT YOU NEED

Makin hay is making hay. But if you are going to be making baleage, you should consider using hay and forage tools designed for the added rigors of baling and wrapping high-moisture crop. The two main machines a producer needs to look at are their baler and bale wrapper.

**Baler:** Silage balers are designed with heavy duty components to handle bales of a much higher weight (2,000 – 2,500 pounds). Vermeer also recommends using a baler with a pre-cutting system to chop the crop into smaller pieces for increased density and fermentation, along with decreased waste during feed-out. Learn more about the Pro baler series on the following pages.

**Wrapper:** Producers have two choices for a wrapper: an inline wrapper or an individual wrapper. If a producer is looking to wrap more than 500 bales, they should consider an inline wrapper. Inline wrappers cut plastic usage in half, wrap faster and are more practical for large beef and dairy operations. Smaller operations should consider an individual wrapper which has less upfront cost and is ideal when only feeding one bale per day.

## TIPS AND TRICKS

When using an inline wrapper, consider making your rows run north to south. This will allow even sun exposure to both sides of the row, allowing for a more consistent product.

Use a minimum of six layers of plastic when wrapping. Even good plastic will allow some oxygen through, but University of Wisconsin research shows that using six layers of plastic or more will greatly reduce your risk of having outside oxygen enter the bale.

## THE VALUE OF DENSITY



Pro balers are built from the ground up to handle heavy, wet, dense crops. Equipped with heavy-duty components (including large chains and bearings) and weighing in at nearly 8800 lb (3991.6 kg) (604 Pro), Pro balers provide added durability to produce maximum density.



The Xtracut17 chopper system (standard on 504 Pro/604 Pro and optional on 404 Pro) cuts the crop for better bale density, fermentation, silage quality and digestibility. Smaller pieces of forage allow the baler to pack more crop into one bale, giving it the extra density needed to help reduce input costs such as netwrap, plastic, fuel, storage and more. The reduced size also helps minimize feed loss as cows should drop less out of their mouth while eating.

## WHY GO PRO?



## PRODUCTIVITY MATTERS



504 Pro/604 Pro balers from Vermeer are equipped with a camless pickup that is built with fewer moving parts than a traditional cammed pickup. With no cam tracks or follower bearings, there is less chance for parts costs and needed maintenance in the field. The pickup rotor helps aggressively force material back into the chamber and generate a bale with square shoulders.



Hydroflexcontrol allows the baler floor to flex up and down depending on the size of the windrow in order to minimize blockage in the pickup. If the baler does plug, the operator can clear plugs by hydraulically opening the floor from the cab to clear the blockage and move the material back into the chamber. This gets the operator back to work quickly.

# 604 PRO BALER

One word describes the 604 Pro: VERSATILE. Built for producers and contractors who want a baler that is simple to use, performs to their needs and gives them the versatility to bale wet or dry hay while producing bales of varying sizes.

## VERSATILE BALE TYPES

The 6 ft x 4 ft (1.8 m x 1.2 m) variable chamber allows for production of various size dry bales and your traditional 5 ft x 4 ft (1.5 m x 1.2 m) wet bales. When weather becomes problematic, or a customer requests that their hay be put up in a different way, the 604 Pro gives you the versatility to make it happen.

## VERSATILE ADVANTAGES

The 604 Pro is essentially three machines in one. It is a wet hay baler, dry hay baler and even a bale processor. The Xtracut17 chopper system cuts the crop into small pieces to produce the palatability and digestibility you typically get with a processor.

## VERSATILE SAVINGS

Built with heavy duty components, a rigid frame and equipped with a standard Xtracut17 chopper system to help ensure tightly made, dense bales. Putting up the same amount of tonnage in a fewer number of bales can mean less fuel for transport, less plastic costs, less storage space and better fermentation. Not to mention the added palatability and saved forage with the shorter pieces.



**1** The Xtracut17 chopper system precuts the forage for better bale density, fermentation, silage quality and digestibility for livestock. The precut crop offers a consistent material for ration additions prepared in a mixer wagon. Precut forage allows livestock to consume four to six inch bites resulting in less chewing time which can increase consumption and reduce wasted hay. Studies have shown a 10 percent improvement in animal gain as a result of feeding hay baled using a baler with a precutting system. \* System can be adjusted from the cab to use 0, 8, 9 or 17 knives at one time.

\*According to Dr. Dan Undersander, University of Wisconsin Madison.



- 2** Equipped with fewer moving parts than a cammed pickup, this 5-bar camless, super wide, 72 inch (182.9 cm) pickup, has simple assembly with no cam tracks or follower bearings, which can make the baler more reliable, less sensitive to wear, and allow for quieter operation.
- 3** The variable bale chamber allowing for bales sizes up to 6 ft (1.8 m) in diameter by 4 ft (1.2 m) in width is ideal for large custom operators that have the desire to put up wet and dry hay to meet client demands. Make large dry bales or smaller wet bales. The 604 Pro's strength is flexibility.
- 4** Operators can be confident with the four endless belts, 11.2 in x 472 in (28.5 cm x 1100 cm), made of layers of synthetic material plus rubber layers to provide the durability needed to bale heavy, dense bales. When there are no laces to fail, you can minimize maintenance and increase longevity.
- 5** Large flotation tires (standard on 604 Pro) offer smoother handling on rough terrain and reduce the amount of stress and wear on your baler. These tires create less compaction on the ground, which can allow for a better next cutting.

Get pro silage baling performance with the 504 Pro baler. It's built to handle the demands of heavy, wet material and produce high quality bales in a variety of materials. For operators who want pro performance for frequent silage baling — the 504 Pro baler sets the standard.

The Xtracut17 chopper system uses a 17-knife setup to produce a high-quality cut for better bale density. This can help increase palatability while decreasing feed loss. Hydroflexcontrol allows the feed floor to shift up and down so uneven swaths can pass — helping save time and reduce plugging. The 5 ft x 4 ft (1.5 m x 1.2 m) variable chamber baler comes standard with an E-Link Pro display that lets you electronically adjust density control from the cab.

Whether you're baling silage, dry hay or a combination of both, the 504 Pro baler offers the features and flexibility you need to produce high quality bales in a variety of materials. Pro standards. Pro performance.



## 504 PRO BALER




- 1** Two gull-wing panel doors open wide and provide great access for routine maintenance. Four grease banks, conveniently located on each side of the tailgate, allow you to grease all roller bearings in minutes. Automated chain oilers help extend the life of the chains.
- 2** Divide power equally using the patented Powersplit transmission. This unique shared-drive gearbox design, with integrated transversal shafts, allows horsepower to be shared more efficiently between rotor and bale chamber.
- 3** Hydroflexcontrol, with a suspended and flexible mounting, (A) allows the feed floor to shift up and down slightly so uneven swaths can pass. If a plug does occur, Hydroflexcontrol (B) opens the feed floor up to 17 in (43.2 cm).
- 4** Heavy-duty drive components, from chains to bearings, effectively and consistently handle heavy, dense silage bales. The 11.2 in x 433.1 in (28.5 cm x 1100 cm) (504 Pro) endless belts eliminate the need for lace maintenance.

Since the introduction of the 404 Pro baler, a whole new standard for silage baling performance has been set worldwide, particularly for dairy producers in search of better answers. With similar features such as the optional XtraCut17 chopper system, Hydroflexcontrol and the patented Powersplit transmission, the 404 Pro is a good fit for operations wanting to make high quality, uniform baleage in 4 ft x 4 ft (1.2 m x 1.2 m) packages.



Powergrip steel rollers (404 Pro only) set the standard for durability and performance by giving you a better grip on the bale with maximum compression and positive bale rotation in all kinds of operating conditions. High-strength shafts power the rollers, which are specially formed with ten ribs pressed into seamless thick-wall tubing.

## 404 PRO BALER



## BALE PACKAGING

### VERMEER™ NET

Wrapping technology is a key component in making a good looking bale that is transportable and can withstand harsh weather. Meet the partner in strength and reliability, Vermeer Net, available for 4 ft and 5 ft balers of all kinds. And, with eight size options to choose from, you can get the roll size that is just right for you. The green, white and black color scheme let's folks know you're baling with some real tough netwrap.

Vermeer Net Key Features:

- Made with heavy-duty HDPE for superior net strength.
- Improved bale appearance with little net stretch.
- Optimum net spread to cover square shouldered bales from one side to the other.
- Convenient handling with handgrips on net packaging.



### PLASTIC FILM

Maintain quality forage and nutrition for up to 12 months with the superior strength and airtight seal of plastic film. The reflective white material provides great ultraviolet protection for outdoor storage. With a minimum of 25 micron (1 mil) in thickness, bales will stand a better chance against unpredictable weather and unwanted pests. End caps are also available.

### TWINE

Contact a local Vermeer dealer for your choice of three twine options: sisal, plastic and solar degradable.

- Extra long sisal twine boasts strong fibers to aid in consistent trouble-free baling.
- Sporting continuous filaments within the plastic, monofilament baler twine has made it an industry standard twine. With its tight hold using brightly colored polypropylene spiral, these plastic twine-wrapped bales can be stored outdoors for up to 18 months without significant deterioration.
- With the degradability of sisal twine and the durability of plastic twine, solar degradable twine can provide a more custom solution to any operation.

Netwrap				
Brand	Roll Width	Roll Length	Composition	Part Number
Vermeer Net	48 in	5000 ft	100% HDPE	104195031
Vermeer Net	48 in	9840 ft	100% HDPE	104195028
Vermeer Net	51 in	5000 ft	100% HDPE	104195027
Vermeer Net	51 in	9840 ft	100% HDPE	104195024
Vermeer Net	64 in	7000 ft	100% HDPE	104195026
Vermeer Net	64 in	8800 ft	100% HDPE	104195029
Vermeer Net	67 in	7000 ft	100% HDPE	104195025
Vermeer Net	67 in	8000 ft	100% HDPE	104195030

Plastic Film			
Size	Thickness	Color	Part Number
20 in x 6000 ft	25 micron (1 mil)	White	116083001
20 in x 6000 ft	25 micron (1 mil)	Black	116084001
30 in x 5000 ft	25 micron (1 mil)	White	116085001
30 in x 5000 ft	25 micron (1 mil)	Black	116086001
30 in x 5000 ft	37 micron (1.5 mil)	White	116087001

Twine				
Type	Baler	Description	Length	Part Number
Sisal	Round baler	Treated	16,000 ft	103714005
Sisal	Round baler	Untreated	16,000 ft	103714009
Plastic	Round baler	110 lb - Hi Vi	20,000 ft	104194001
Plastic	Round baler	125 lb - Hi Vi	20,000 ft	104194003
Plastic	Round baler	140 lb - Hi Vi	20,000 ft	104194005
Plastic	Round baler	110 lb - Slit Film	20,000 ft	104194037
Solar degradable	Round baler	110 lb	20,000 ft	104194029



## E-LINK PRO

Just like our balers, Vermeer control systems are designed to be simple, durable and convenient. The full-color, 7-in touchscreen on the E-Link Pro control system offers features such as moisture sensors, bale count, left/right bale shape sensors and more that help producers make informed decisions.

The full-color, touchscreen E-Link Pro offers enhanced usability, such as easily accessible bale weight and moisture readings on the home screen with optional scale kit and moisture sensors. The E-Link Pro comes with the ability to keep track of information for up to 20 customers, with up to 10 fields (600N Series baler) per customer. Additional features include enhanced record keeping on each customer in-field plus the operator can plug-in USB and download information for precise records and receipts.

**1** Large and clear bale size and bale shape indicators keep operators informed in the field.

**2** Four customizable blocks provide real time bale data and field average statistics, including bale count, bales per hour, moisture, bale weight, customer name and more.

**3** Physical buttons in addition to touch screen gives operators more flexibility to access adjustments and controls.

**4** Quick access to multiple settings and calibration functions by directly touching different graphics of the screen.

**5** Warning signal alerts operator when faults occur. Diagnostic interface comes with easy to understand descriptions and hints to make troubleshooting simple and easy.

**6** Advanced field statistics keep track of baling information for up to 20 customers and 10 fields per customer (600N-series balers). Information is downloadable through USB port for record keeping and invoicing.

**ACTUAL SIZE**



### E-LINK PRO DISPLAY FUNCTIONALITY

USER INTERFACE AND MOUNT	604N/605N	605N CSS	504 PRO/604 PRO
Color touchscreen and button control	●	●	●
RAM mount	●	●	●
Audio alarm	●	●	●
<b>BALING CONTROL AND ADJUSTMENTS</b>			
Bale shape feedback (Left (L) / Center (C) / Right (R) indicators)	L/R (604N) L/C/R (605N)	L/C/R	L/R
Number or wraps/bale for netwrap	●	●	●
Number of start/center/end for twine	●	NA	NA
Manual start/pause for twine	●	NA	NA
Manual start/pause for netwrap	●	●	●
Ramp "home" indicator	NA	With Inline ramp	NA
Electronic bale density control	NA	NA	●
Dual knife bank control	NA	NA	●
<b>REAL-TIME DATA AND FIELD STATISTICS</b>			
Real-time bale size data	●	●	●
Real-time and field average bale weight data	Optional	●	NA
Real-time and field average bale moisture data	●	●	NA
Tons/hour	Optional	●	NA
Bales/hour	●	●	●
Field statistics downloadable through the USB port	20 customers, 10 fields each customer	20 customers, 10 fields each customer	20 fields
<b>MAINTENANCE AND DIAGNOSTICS</b>			
LED maintenance lights control	Optional	●	NA
Auto-lube greaser control	Optional	●	NA
Self-diagnostic monitor and sensors	●	●	●
Error history	●	●	●

## 504R CLASSIC/SIGNATURE/PREMIUM SPECIFICATIONS

BALE SIZE	504R CLASSIC	504R SIGNATURE	504R PREMIUM
Bale diameter	60 in (152.4 cm)	60 in (152.4 cm)	60 in (152.4 cm)
Bale width	47 in (119.4 cm)	47 in (119.4 cm)	47 in (119.4 cm)
Bale weight*	1000 lbs (453.6 kg)	2000 lb (907.2 kg)	2000 lbs (907.2 kg)
DIMENSIONS AND WEIGHTS			
Length standard	156 in (396.2 cm)	156 in (396.2 cm)	156 in (396.2 cm)
Length with net	173 in (439.4 cm)	173 in (439.4 cm)	173 in (439.4 cm)
Length with ramp	169 in (429.2 cm)	169 in (429.2 cm)	169 in (429.2 cm)
Height	109 in (276.9 cm)	111 in (281.9 cm)	111 in (281.9 cm)
Width standard	100 in (254 cm)	100 in (254 cm)	99.5 in (252.7 cm)
Weight fully optioned	5260 lb (2385.9 kg)	5400 lb (2449.4 kg)	5460 lb (2476.6 kg)
Drawbar weight	760 lb (344.7 kg)	780 lb (353.8 kg)	780 lb (353.8 kg)
BALE FORMING CHAMBER			
Type of chamber	Variable	Variable	Variable
Drive roller size	(2) 4.78 in (12.1 cm) diameter, rubber coated, with 1.9 in (4.9 cm) round bearings	(2) 4.78 in (12.1 cm) diameter, rubber coated, with 1.9 in (4.9 cm) round bearings	(2) 4.78 in (12.1 cm) diameter, rubber coated, with 1.9 in (4.9 cm) round bearings
Drum roller size	NA	NA	NA
Idler roller size	3.5 in (8.9 cm)	3.5 in (8.9 cm)	3.5 in (8.9 cm)
Start roller size	4.5 in (11.4 cm)	4.5 in (11.4 cm)	4.5 in (11.4 cm)
Number of plys	3-ply mini rough top	3-ply mini rough top	Goodyear "Rock" belts - standard Endless belts - optional
Width of belt	6.8 in (17.3 cm)	6.8 in (17.3 cm)	6.8 in (17.3 cm)
Number of belts	5	6	6
Length of belt long	455 in (1155.7 cm)	455 in (1155.7 cm)	455 in (1155.7 cm)
Length of belt short	465 in (1181.1 cm)	465 in (1181.1 cm)	465 in (1181.1 cm)
Type of lace	Alligator Rivet	Alligator Rivet	Alligator Rivet or optional endless belts
DRIVE SYSTEM			
Driveline	80 deg CV, 540 RPM	80 deg CV, 540 RPM	80 deg CV, 540 RPM extended lube
Roller chain	Single 60	Single 60 and 80	Single 60 and 80
Torque protection main input shaft	Radial pin clutch	Friction clutch	Friction clutch
Torque protection pickup	Radial pin clutch	Radial pin clutch	Radial pin clutch
Bearing and sprocket configuration	Round drive shafts and bearings	Round drive shafts and bearings	Round drive shafts and bearings
TRACTOR REQUIREMENTS			
PTO horsepower required	40 hp (30 kW)	45 hp (34 kW)	55 hp (41 kW)
PTO horsepower recommended	50 hp (37.3 kW)	55 hp (41 kW)	65 hp (48.5 kW)
CAMLESS WIDE PICKUP			
Width tooth to tooth	60 in (152.4 cm)	60 in (152.4 cm)	60 in (152.4 cm)
Width on outside flair	68.5 in (174 cm)	68.5 in (174 cm)	68.5 in (174 cm)
Tooth bars	4	5	5
Number of teeth	(48) steel coil with 2.83 in (7.2 cm) spacing	(60) steel coil with 2.83 in (7.2 cm) spacing	(60) steel coil with 2.83 in (7.2 cm) spacing
Stripper band diameter	12.6 in (32.1 cm)	12.6 in (32.1 cm)	12.6 in (32.1 cm)
Drive	Single 60 roller chain	Single 60 roller chain	Single 60 roller chain
Flotation	Optional gauge wheels 4.80-16 HD semi-pneumatic with spring assist	Gauge wheels 4.80-16 HD semi-pneumatic with spring assist	Gauge wheels 4.80-16 HD semi-pneumatic with spring assist
Pickup lift	Manual standard, hydraulic optional	Manual standard, hydraulic optional	Hydraulic standard

## 504R CLASSIC/SIGNATURE/PREMIUM COMPARISON

FEATURES	504R CLASSIC	504R SIGNATURE	504R PREMIUM
Right-hand baler door	NA	Standard	Standard
Tires	11L-15 - standard 31 x 13.5 - 15 - optional	31 x 13.5-15 - standard 480-45 R17 flotation - optional	31 x 13.5-15 - standard 480-45 R17 flotation - optional
Moisture sensors	Optional	Standard	Standard
Grease banks	NA	NA	Standard
Bolt-on spring loaded bale ramp	Optional	Optional	Standard
Fire extinguisher, safety chain	Optional	Optional	Optional
Maintenance lights - set of three LED flood lights	NA	Optional	Optional
Gauge wheels 4.80 - 16 HD semi-pneumatic with spring assist	Optional	Standard	Standard
Belts	3-ply mini rough top	3-ply mini rough top	Goodyear "Rock" belts - standard Endless belts - optional
Bale shape indicators	Optional	Standard	Standard
Silage kit	NA	Optional	Standard
Density guage	Optional	Standard	Standard
Auto-lube greasing system	NA	NA	Optional
Manual/electric twine controller	Optional	NA	NA
Netwrap system - Friction pan feed system onto main belts - Brake system varies tension to maximize bales per roll of net - Capable of standard and over width netwrap - Net storage - 1 extra roll	Optional	Optional	Standard
Optional twine tie system - Feed mechanism - single arm apply two twines - Twine tension - adjustable spring loaded tension plates - Twine storage - 4 balls	Optional	Optional	Standard



504R Classic



504R Signature



504R Premium

## 5520 AND RANCHER 6640/6650 SERIES SPECIFICATIONS

BALE SIZE	5520	RANCHER 6640	RANCHER 6650
Bale diameter	60 in (152 cm)	66 in (167.6 cm)	66 in (167.6 cm)
Bale width	61 in (154.9 cm)	47 in (119.4 cm)	61 in (155 cm)
Bale weight*	1400 lb (635 kg)	1300 lb (589.7 kg)	1700 lb (771.1 kg)
DIMENSIONS AND WEIGHTS			
Length standard	150 in (381 cm)	160 in (406.4 cm)	160 in (406.4 cm)
Length with net	171 in (434.3 cm)	181 in (459.7 cm)	181 in (459.7 cm)
Length with ramp	167 in (424.2 cm)	171 in (434.3 cm)	171 in (434.3 cm)
Height	102 in (259.1 cm)	111 in (281.9 cm)	111 in (281.9 cm)
Width standard	109 in (276.9 cm)	95 in (241.3 cm)	109 in (276.9 cm)
Weight fully optioned	5320 lb (2413.1 kg)	5220 lb (2367.8 kg)	5850 lb (2653.5 kg)
Drawbar weight	760 lb (344.7 kg)	760 lb (344.7 kg)	800 lb (362.9 kg)
BALE FORMING CHAMBER			
Type of chamber	Variable	Variable	Variable
Drive roller size	(2) 5.5 in (14 cm) diameter steel with 1.9 in (4.9 cm) round bearings	(2) 5.5 in (14 cm) diameter steel with 1.9 in (4.9 cm) round bearings	(2) 5.5 in (14 cm) diameter steel with 1.9 in (4.9 cm) round bearings
Drum roller size	12 in (30.5 cm) with 1.8 in (4.5 cm) hex bearings	12 in (30.5 cm) with 1.8 in (4.45 cm) hex bearings	12 in (30.5 cm) with 1.8 in (4.5 cm) hex bearings
Idler roller size	3.5 in (8.9 cm), 3.625 in (9.2 cm) and 5.5 in (14 cm)	3.5 in (8.9 cm) and 4.8 in (12.1 cm)	3.5 in (8.9 cm) and 4.8 in (12.1 cm)
Start roller size	4.5 in (11.4 cm)	4.5 in (11.4 cm)	4.5 in (11.4 cm)
Number of plies	3-ply mini rough top	3-ply mini rough top	3-ply mini rough top
Width of belt	6.8 in (17.3 cm)	6.8 in (17.3 cm)	6.8 in (17.3 cm)
Number of belts	7	6	8
Length of belt long	441 in (1120.1 cm)	492 in (1249.7 cm)	492 in (1249.7 cm)
Length of belt short	429 in (1089.7 cm)	482 in (1224.3 cm)	482 in (1224.3 cm)
Type of lace	Alligator Rivet	Alligator Rivet	Alligator Rivet
DRIVE SYSTEM			
Driveline	80 degree CV, 540 RPM	80 degree CV, 540 RPM	80 degree CV, 540 RPM
Roller chain	Single 60	Single 60 and 80	Single 60 and 80
Torque protection main input shaft	Radial pin clutch	Friction clutch	Friction clutch
Torque protection pickup	NA	Radial pin clutch	Radial pin clutch
Bearing and sprocket configuration	Round drive shafts and bearings - hex shaft on drum	Round drive shafts and bearings - hex shaft on drum	Round drive shafts and bearings - hex shaft on drum
TRACTOR REQUIREMENTS			
PTO horsepower required	50 hp (37 kW)	50 hp (38 kW)	60 hp (45 kW)
PTO horsepower recommended	60 hp (45 kW)	70 hp (52 kW)	75 hp (569 kW)
STANDARD PICKUP			
Width tooth to tooth	57 in (145 cm)	43.5 in (110.5 cm)	57 in (145 cm)
Width of Haysaver wheels	87 in (221 cm)	73 in (185.4 cm)	87 in (220.9 cm)
Width on outside flair	58 in (147.3 cm)	58 in (147.3 cm)	72 in (182.9 cm)
Tooth bars	4-bar single cam track	5-bar single cam track	5-bar single cam track
Number of teeth	40 rubber mounted double tines	40 rubber mounted double tines	50 rubber mounted double tines
Stripper band diameter	12.6 in (32.1 cm)	12.6 in (32.1 cm)	12.6 in (32.1 cm)
Drive	Single 60 roller chain	Single 60 roller chain	Single 60 roller chain
Flotation	Spring	Spring	Spring

### STANDARD DETAILS

- ▶ Open throat vertical chamber with drum, hydraulic/spring belt tension
- ▶ Bale Expert monitor (excludes 5520)
- ▶ Adjustable pickup height
- ▶ Hydraulic bale density control (excludes 5520)
- ▶ Drop 'n Go bale ejection
- ▶ SMV sign/highway lights
- ▶ Tailgate locks (excludes 5520)
- ▶ Haysaver wheels (excludes 5520)
- ▶ Pickup lift – manual crank
- ▶ 31x13.5-15 tires (excludes 5520)
- ▶ 12.5L-15 tires (5520)
- ▶ Real-time moisture estimates (excludes 5520)

### OPTIONAL FEATURES

- ▶ Fire extinguisher, safety chain
- ▶ Bale Expert monitor (5520)
- ▶ Haysaver wheels (5520)
- ▶ Bolt-on spring-loaded bale ramp
- ▶ Hydraulic pickup lift (replaces manual lift crank)
- ▶ Bale counter (5520)
- ▶ Work lights
- ▶ Restrictor plates
- ▶ Extended limited warranty coverage
- ▶ Netwrap
- ▶ Twine tie system
- ▶ Real-time moisture estimates (5520)

### NETWRAP OPTIONAL

- ▶ Friction pan feed system onto main belts
- ▶ Adjustable disc brake/friction feed system maximizes tension on bale
- ▶ Handles both standard or extra-wide net wrap rolls
- ▶ Extra roll storage (excludes 5520)

\*Dependent on crop and moisture content.

## 604N/605N SPECIFICATIONS

BALE SIZE	604N	605N	605N CORNSTALK SPECIAL
Bale diameter	36 in-72 in (91.4 cm-182.9 cm)	36 in-72 in (91.4 cm-182.9 cm)	36 in-72 in (91.4 cm-182.9 cm)
Bale width	47 in (119.4 cm)	61 in (155 cm)	61 in (155 cm)
Bale weight*	2000 lb (907.2 kg)	2400 lb (1088.6 kg)	2,400 (1088.6 kg)
DIMENSIONS AND WEIGHTS			
Length standard	166 in (421.6 cm)	166 in (421.6 cm)	195 in (495.3 cm)
Length with net	195 in (495.3 cm)	195 in (495.3 cm)	NA
Length with ramp	195 in (495.3 cm)	195 in (495.3 cm)	NA
Height	117 in (297.2 cm)	117 in (297.2 cm)	117 in (297.2 cm)
Width standard	100 in (254 cm)	114 in (289.6 cm)	NA
Width with flotation tires	115 in (292.1 cm)	129 in (327.7 cm)	NA
Width with standard tires and scale	106 in (269.2 cm)	120 in (304.8 cm)	NA
Width with flotation tires and scale	115 in (292.1 cm)	129 in (327.7 cm)	129 in (327.7 cm)
Weight fully optioned	7960 lb (3610 kg)	8600 lb (3900 kg)	8600 lb (3900 kg)
Drawbar weight	1500 lb (680 kg)	1650 lb (750 kg)	1650 lb (750 kg)
BALE FORMING CHAMBER			
Type of chamber	Variable	Variable	Variable
Drive roller size	5.5 in (14 cm)	5.5 in (14 cm)	5.5 in (14 cm)
Drum roller size	12 in (30.5 cm) with 1.8 in (4.5 cm) hex bearings	12 in (30.5 cm) with 1.8 in (4.5 cm) hex bearings	12 in (30.5 cm) with 1.8 in (4.5 cm) hex bearings
Idler roller size	3.5 in (8.9 cm), 4.8 in (12.1 cm), 5.5 in (14 cm)	3.5 in (8.9 cm), 4.8 in (12.1 cm), 5.5 in (14 cm)	3.5 in (8.9 cm), 4.8 in (12.1 cm), 5.5 in (14 cm)
Start roller size	4.5 in (11.4 cm)	4.5 in (11.4 cm)	4.5 in (11.4 cm)
Number of plies	3-ply mini rough top	3-ply mini rough top	3-ply mini rough top
Width of belt	6.8 in (17.3 cm)	6.8 in (17.3 cm)	6.8 in (17.3 cm)
Number of belts	6	8	8
Type of lace	Alligator Rivet	Alligator Rivet	Alligator Rivet
Length of belt long	540 in (1371.6 cm)	540 in (1371.6 cm)	540 in (1371.6 cm)
Length of belt short	533 in (1353.8 cm)	533 in (1353.8 cm)	533 in (1353.8 cm)
DRIVE SYSTEM			
Driveline	80 degree CV, 540 or 1000 rpm	80 degree CV, 540 or 1000 rpm	80 degree CV, 1000 rpm
Roller chain	Single 50, 60, 80	Single 50, 60, 80	Single 50 (60, 80 - O-ring)
Torque protection – main input shaft	540 rpm friction, 1000 rpm cutout	540 rpm friction, 1000 rpm cutout	Cutout clutch
Torque protection – pickup	Radial pin clutch or friction with slip sensing	Radial pin clutch or friction with slip sensing	Friction with slip sensing
Bearing and sprocket configuration	Hex shaft and bearings	Hex shaft and bearings	Hex shaft and bearings
TRACTOR REQUIREMENTS			
PTO horsepower required	70 hp (52 kW)	80 hp (60 kW)	150 hp (112 kW)
PTO horsepower recommended	90 hp (67 kW)	100 hp (75 kW)	NA
WIDE PICKUP			
Width tooth to tooth	64 in (162.6 cm)	77 in (195.6 cm)	77 in (195.6 cm)
Width on outside flair	76 in (193.1 cm)	90 in (228.6 cm)	90 in (228.6 cm)
Tooth bars	(10) 5 right, 5 left with double cam tracks	(10) 5 right, 5 left with double cam tracks	(10) 5 right, 5 left with double cam tracks
Number of teeth	(55) Rubber mounted double tines with 3 1/16 in (7.8 cm) spacing	(65) Rubber mounted double tines with 3 1/16 in (7.8 cm) spacing	(65) Rubber mounted double tines with 3 1/16 in (7.8 cm) spacing
Stripper band diameter	12.6 in (32.1 cm)	12.6 in (32.1 cm)	12.6 in (32.1 cm)
Drive	Single 50 (60, 80)	Single 50 (60, 80)	Single 50 (60, 80 - O-ring)
Flotation	Gauge wheels 7.10-16 HD semi-pneumatic with spring assist	Gauge wheels 7.10-16 HD semi-pneumatic with spring assist	Gauge wheels 7.10-16 HD semi-pneumatic with spring assist
Pickup lift	Hydraulic pickup lift standard	Hydraulic pickup lift standard	Hydraulic pickup lift standard

### STANDARD DETAILS

- ▶ Open throat vertical chamber with drum, hydraulic/spring belt tension
- ▶ E-Link Pro display
- ▶ Gauge wheel height
- ▶ Drop 'n Go bale ejection
- ▶ SMV sign/highway lights
- ▶ Cushion tailgate cylinder
- ▶ Adjustable hydraulic density system
- ▶ 14L-16.1 tires (604N/605N)
- ▶ 21.5L-16.1 tires (605N CSS)

### OPTIONAL FEATURES

- ▶ 21.5L-16.1 tires\*\*
- ▶ Safety chain and fire extinguisher
- ▶ Hydraulic bale ramp\*\*
- ▶ Inline® ramp (605N CSS)
- ▶ Restrictor plates
- ▶ Extended limited warranty coverage
- ▶ Work lights - set of three flood lights
- ▶ Real-time moisture estimates\*\*
- ▶ Field-installed scale kit
- ▶ Automatic pickup clutch\*\*

### OPTIONAL NETWRAP FEATURES

- ▶ Friction pan feed system onto main belts
- ▶ Brake system varies tension to maximize bales per roll of net
- ▶ Capable of standard and over-width netwrap
- ▶ Net storage - 1 extra roll

### OPTIONAL TWINE TIE SYSTEM

- ▶ Feed mechanism - single arm, multiple outlet (604/605N)
- ▶ Twine tension - spring loaded plates (604/605N)
- ▶ Twine storage - 6 balls routed with 4 balls extra storage (604N/605N)

\*\*Standard features on 604N/605N Select models.

## 604/504/404 PRO SPECIFICATIONS

BALE SIZE	604 PRO	504 PRO	404 PRO
Bale diameter	72 in (182.9 cm)	60 in (152.4 cm)	49 in (124.5 cm)
Bale width	48 in (121.9 cm)	48 in (121.9 cm)	48 in (121.9 cm)
Bale weight*	2400 lb (1088.6 kg)	2400 lb (1088.6 kg)	2300 lb (1043.3 kg)
<b>DIMENSIONS AND WEIGHTS</b>			
Length with ramp	217 in (551.2 cm)	196.1 in (498.1 cm)	188.4 in (478.5 cm)
Height	121 in (307.3 cm)	115 in (292.1 cm)	102.4 in (260.1 cm)
Width standard	NA	96 in (243.8 cm)	111 in (281.9 cm)
Weight fully optioned	8840 lb (4009.8 kg)	8680 lb (3937.1 kg)	7446 lb (3377.5 kg)
Drawbar weight	1562 lb (708.5 kg)	1520 lb (708.5 kg)	1232 lb (558.8 kg)
<b>BALE FORMING CHAMBER</b>			
Type of chamber	Variable	Variable	Fixed
Number of rollers	15 belt rollers	15 belt rollers	18 total, 2 main drive and 16 driver rollers
Idler roller size	11 total, 9.6 in (24.4 cm), 6.6 in (16.8 cm), 2 rubber covered intermeshing	11 total, 9.6 in (24.4 cm), 6.6 in (16.8 cm), 2 rubber covered intermeshing	NA
Width of belt	11.2 in (28.4 cm)	11.2 in (28.4 cm)	NA
Number of belts	4	4	NA
Length of belt	472.4 in (1199.9 cm)	433.1 in (1100.0 cm)	NA
Type of lace	Endless belts	Endless belts	NA
<b>DRIVE SYSTEM</b>			
Driveline	80 deg CV, 540 rpm	80 deg CV, 540 rpm	80 degree CV, 540 rpm
Roller chain	12 B-1, 16 B-1, 20 B-1, 12 B-2, 16 B-2	12 B-1, 16 B-1, 20 B-1, 12 B-2, 16 B-2	12B-1, 16B-2, 16B-1, 20B-1
Torque protection main input shaft	Cut-out clutch	Cut-out clutch	Cut-out clutch
Torque protection pickup	Radial pin clutch	Radial pin clutch	Radial pin clutch
Bearing and sprocket configuration	Round drive shafts, greasable roller bearings	Round drive shafts, greasable roller bearings	Round shafts, greasable roller bearings
<b>TRACTOR REQUIREMENTS</b>			
PTO horsepower required	90 hp (67 kW)	80 hp (60 kW)	70 hp (52 kW)
PTO horsepower recommended	120 hp (89 kW)	110 hp (82 kW)	100 hp (75 kW)
<b>WIDE PICKUP</b>			
Width tooth to tooth	73 in (185.4 cm)	73 in (185.4 cm)	73 in (185.4 cm)
Width on outside flair	78 in (198.1 cm)	78 in (198.1 cm)	78 in (198.1 cm)
Tooth bars	5 camless	5 camless	4 bars with center support and ball bearings
Number of teeth	65 steel double tines	65 steel double tines	60 steel coil spring design double tines
Stripper band diameter	12.3 in (31.2 cm)	12.3 in (31.2 cm)	12.3 in (31.2 cm)
Drive	12 B-1	12 B-1	12B-1
Flotation	Pneumatic gauge wheels - 16 x 6.50 - 8 - spring assist	Pneumatic gauge wheels - 16 x 6.50 - 8 - spring assist	Pneumatic gauge wheels - 16 x 6.5 - 8 - spring assist
Pickup lift	Hydraulic	Hydraulic	Hydraulic

### STANDARD DETAILS

- ▶ Horizontal chamber with bottom drum
- ▶ Display: E-link Pro (604 Pro/504 Pro)
- ▶ Display: E-link (404 Pro)
- ▶ Automatic chain lube system
- ▶ Spring loaded bale ramp
- ▶ SMV sign/tail lights
- ▶ Tailgate cylinders: standard hydraulic, single acting
- ▶ Density system: electronically adjustable via controller
- ▶ 21.5L-16.1 tires (604 Pro)
- ▶ 14L-16.1 tires (504 Pro)

### OPTIONAL FEATURES

- ▶ Fire extinguisher, safety chain, 21.5L-16.1 tires (504 Pro)

### NETWRAP

- ▶ Feed mechanism - steel and rubber feed rollers
- ▶ Net tension – adjustable disk brake
- ▶ Net width – capable of standard and over width net wrap; 48 in and 51 in (121.9 cm and 129.5 cm)
- ▶ Net storage – one extra roll storage located in easy load system, second extra roll storage inside left side door (604 Pro/504 Pro)
- ▶ Net storage – one extra roll storage located in easy load system (404 Pro)

\*Dependent on crop and moisture content.

# PLEASE SEND MAKIN' HAY MY WAY!



Sign up for your **FREE** subscription or refer a friend and get rollin'!  
[makinhay.com](http://makinhay.com)



### POST-SEASON MAINTENANCE

We know that you count on your baler to perform day in and day out. Let us help you maintain that high performance with our post-season maintenance programs. Check with your local Vermeer Dealer for exclusive offers each fall including maintenance checks and performance adjustments so you will be ready to go at the start of the next hay season! Programs are offered on select models and vary annually.



### HERITAGE

Founded in 1948, Vermeer Corporation is family-owned and markets approximately 100 different agricultural and industrial products worldwide. Come visit and tour our manufacturing operation headquartered in America's heartland, Pella, Iowa.



### PARTS

When it's time to make hay, it's time to make hay. That's why we operate on the premise that parts and service support doesn't help tomorrow when you're in the field today. And we support it with one of the most sophisticated and responsive parts centers in the industry.



### SERVICE

Expect top service from our independent authorized dealers backed by factory product support service teams. Our mission is to provide you with a level of experience and expertise that goes far beyond product knowledge, sales training and financing programs.



### FINANCING

Through Vermeer Credit Corporation you and your dealer can determine a payment structure that fits your budget, schedule and needs. For more information on financing options or retail incentives, visit Vermeer.com or contact your local dealer.

# 2018 BALERS

**Vermeer Corporation**  
**1410 Vermeer Road East • Pella, Iowa 50219**  
**800-370-3659 • Vermeer.com**

Vermeer Corporation reserves the right to make changes in engineering, design and specifications; add improvements; or discontinue manufacturing at any time without notice or obligation.

Equipment shown is for illustrative purposes only and may display optional accessories or components. Please contact your local Vermeer Dealer for more information on machine specifications.

Specifications, descriptions and illustrative material herein are as accurate as known at time of publication, but are subject to change without notice. Availability of some models and equipment builds varies according to the country in which the equipment is used.

Vermeer, Vermeer logo, Rebel, Bale Expert, Inline, Atlas and Equipped to Do More are trademarks of Vermeer Manufacturing Company in the U.S. and/or other countries.

© 2017 Vermeer Corporation. All Rights Reserved.



**EQUIPPED TO  
DO MORE.®**