



MASSEY FERGUSON



# MF 6S SERIES

145-180 HP

STRAIGHTFORWARD AND  
DEPENDABLE CONCENTRATED  
PERFORMANCE



# MF 6S SERIES

**POWERFUL DESIGN.**  
UNMATCHED PRODUCTIVITY.

THE NEW MF 6S SERIES DELIVERS THE PERFECT COMBINATION OF POWER AND MANEUVERABILITY IN A MODERN, COMFORTABLE PACKAGE. WITH AN OUTSTANDING POWER-TO-WEIGHT RATIO, THESE TRACTORS PUNCH WELL ABOVE THEIR WEIGHT.



MF 6S Series at a Glance ..... 4

The Classic Version ..... 6

The Deluxe Version ..... 8

Made for Smart Farming & Connectivity ..... 10

Parts & Service ..... 11

Options & Specifications ..... 12

# YOUR MF 6S SERIES AT A GLANCE

The versatile MF 6S Series is specifically designed to deliver the high performance needed to excel in a wide range of applications — with the power and traction for field work, combined with the maneuverability and agility for transport, loading and yard operations.

Powerful workhorses, these machines are perfectly specified to suit all users — from contractors and arable farms to large livestock operations.

## Enjoy space, comfort, convenience and connectivity

- ▶ Cab and front-axle suspension
- ▶ Excellent visibility
- ▶ Easy-to-use controls
- ▶ Noise levels of just 70 dBA

## Low cost of operation

- ▶ “All-in-One” emission system cuts ownership costs and improves visibility
- ▶ 600 hr engine service intervals — to reduce costs and downtime
- ▶ Easy maintenance access
- ▶ MF Care Repair and maintenance contract options

## Designed for reliability

- ▶ Dyna-6 Super-Eco transmission = more productivity from less fuel
- ▶ Dyna-VT™ transmission — precise, smooth and easy to use
- ▶ Power Control shuttle lever — up to 8 functions in one

WITH FOUR MODELS TO CHOOSE FROM, THE MF 6S SERIES IS ALWAYS THE RIGHT CHOICE

	MF 6S.145	MF 6S.155	MF 6S.165	MF 6S.180
Engine + Capacity	AGCO Power — Tier 4 Final — All-in-One technology, 4 cylinder, 4.9 liter			
Transmission	Dyna-6 or Dyna-VT			
Maximum Power (HP)	145	155	165	180
Rated PTO Power (HP)	105	115	125	140



**Ability to work faster with the toughest implements**

- ▶ Active mechanical cab suspension for comfort and simplicity (optional)
- ▶ Up to 16 LED work lights (optional)

**New Datatronic 5 and optional Fieldstar 5 terminal provide the latest smart farming package**

- ▶ 9" touch-screen terminal
- ▶ New MF Guide solutions for reducing overlaps
- ▶ Fewer skips and wasted product with MF Section and Rate Control
- ▶ Send and share job records on the cloud with MF TaskDoc® Pro
- ▶ Remote monitoring and decision making through MF Connect telemetry

**Designed for reliability**

- ▶ Up to 21,164 lbs rear linkage capacity
- ▶ 50 gal/min maximum hydraulic flow
- ▶ Increased gross vehicle weight up to 27,558 lbs

# MADE FOR PERFORMANCE

The new MF 6S Series teamed up with the most advanced engine SCR technology on the market, the undisputed sustainable leader in heavy-duty farming operations, delivering class-leading power and torque, with best-in-class total cost of ownership. The most powerful 4-cylinder tractor on the market.



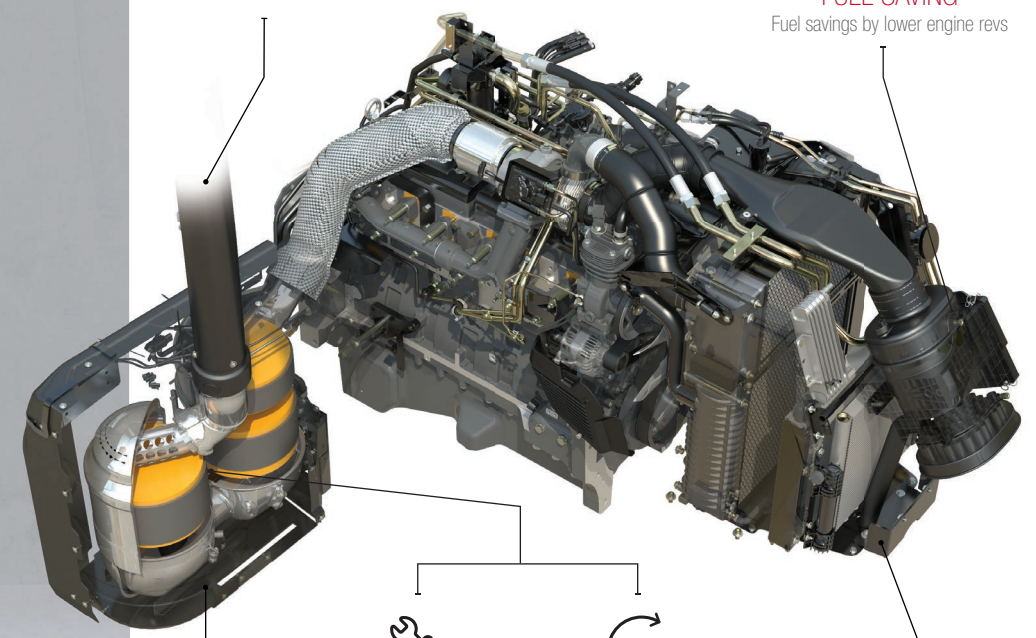
Combined with the  
**HIGHLY EFFICIENT DRIVELINES**

The engine is consistent and reliable, saves fuel, increases efficiency, and cuts costs



**10% FUEL SAVING**

Fuel savings by lower engine revs



**600 H**

Long service intervals reduce running costs



**NO COMPROMISE**

The compact All-in-One emission system is tucked neatly under the cab, where it has no impact on visibility



**LOW IDLE**

Automatic low idle system cuts engine revs to save fuel and reduce noise



**-40%**

Particle reduction versus the previous stage

# THE CLASSIC VERSION

## LOGICAL, STRAIGHTFORWARD OPERATION

Classic is the entry-level package for the MF 6S Series, but is still equipped with high standard specifications.

It includes all the key elements you would expect from your tractor, with a blend of simplicity, automation and ease of use to suit a wide range of applications.



	COMFORT	EFFICIENCY	CONNECTIVITY
<b>STANDARD</b>	Air conditioning with manual adjustment Telescopic, wide-angle wing mirrors Radio, antenna and speakers Standard air-suspended seat	Control center with T-lever transmission control Dyna-6 Super-Eco — 25 mph with standard Automatic mode Brake-to-Neutral disengages drive with braking Mechanical control of spool valves Engine speed memory	Fieldstar 5 terminal ISOBUS
<b>OPTION</b>	Mechanical passive cab suspension Front axle suspension	Integrated Front Linkage System and PTO 1,000 rpm Eco rear PTO Dyna-6 31 mph* Super-Eco transmission with Super Creeper (option) Loader-ready from factory with multifunction mechanical joystick	MF Guide system with Advanced guidelines MF Section & Rate Control MF TaskDoc & TaskDoc Pro recording all job's data exchange MF Connect telemetry

\*Depending on market/legislation

### MECHANICAL MULTIFUNCTION LOADER JOYSTICK MAIN FUNCTIONS

A Lift
B Lower
C Fill
D Dump
COMBINED FUNCTIONS
A/C Lift and fill
A/D Lift and dump
B/C Lower and fill
B/D Lower and dump-bucket adjustment to horizontal position



Light controls

Rear linkage controls

Warning lights

Ignition key

Mechanical hydraulic lever

Gear selection T-lever

Hand throttle

Rear linkage controls & depth wheel

Diff lock auto/manual  
4WD auto/manual  
Side lights/low beam lamps  
Suspended front axle  
Brake-to-Neutral

Rear and front PTO controls

# THE DELUXE VERSION

## BOOST YOUR PRODUCTIVITY

Deluxe is the high-specification package for the MF 6S Series, developed to help you work smarter and in more comfort.

Dedicated to delivering increased efficiency thanks to its key features, the Deluxe package enables you to work faster, to a higher standard, with more accuracy, while providing high levels of comfort, ergonomics and reliability. Stay in control of the most technologically advanced and demanding implements to take advantage of their increased productivity.



### COMFORT

#### STANDARD

Mechanical passive cab suspension  
Telescopic, wide-angle wing mirrors  
Air conditioning with manual adjustment  
Seat-mounted armrest with MultiPad controller  
Radio/CD/MP3 front AUX-in/Bluetooth with microphone and controls in armrest  
Automatic air-suspended seat  
2 USB ports  
SpeedSteer

#### OPTION

Mechanical active cab suspension  
Front axle suspension  
Automatic air conditioning  
16 LED working lights  
Heated, electric adjust mirrors  
Automatic air-suspended, swivel seat, with lateral suspension

### EFFICIENCY

Dyna-6 Super-Eco with Automatic mode or Dyna-VT 25 mph Eco transmissions  
Cruise control and Brake-to-Neutral  
29 gal/min closed-center load sensing hydraulics  
Electrical and mechanical spool valves  
Engine speed memory

Integrated Front Linkage System and PTO  
Loader-ready from factory with multifunction joystick  
Dyna-6 31 mph\* Super-Eco transmission with Super Creeper (option) or Dyna-VT 31 mph Super-Eco

### CONNECTIVITY

Datatronic 5.9" touch screen with new interface for radio, phone and all tractor functions and technology  
ISOBUS

Fieldstar 5 terminal  
MF Guide system with Advanced guidelines  
MF Section & Rate Control  
MF TaskDoc & TaskDoc Pro recording all job's data exchange  
MF Connect telemetry

### DELUXE ELECTRO HYDRAULIC MULTIFUNCTION JOYSTICK

A Lift front linkage or rear valve control +  
B Lower front linkage or rear valve control -  
C Front or rear valve control +  
D Front or rear valve control -





Electronic PTO speed selection

Electronic rear linkage adjustment

Datatronic 5, 9" terminal



Multipad lever including transmission control for effortless speed and range changes

Multifunction hydraulic joystick

Up to five electrical spool valves can be specified

Hand throttle

PTO activation

## MADE FOR **SMART FARMING & CONNECTIVITY**

The New MF 6S Series range has taken Smart Farming and connectivity to new heights with real-time information and remote service, the intuitive Datatronic 5 interface, and the Fieldstar 5 terminal to control features such as: MF Guide, MF Section and Rate Control as well as data transfer and management through MF TaskDoc and TaskDoc Pro.

## KEY BENEFITS **FOR YOU**



### **12% FUEL SAVING**

Guidance systems are proven to save up to 12% fuel in field operations



### **NO OVERLAPS**

MF Guide virtually eliminates overlaps



### **SAVINGS**

Using MF Guide helps you save money by reducing overlaps, with more precise application and increased efficiency



### **COMFORT**

Using MF Guide helps to reduce fatigue and stress by guiding you efficiently through your working day





## PARTS & SERVICE

# IT'S ALL ABOUT A LIFETIME OF SUPPORT

Buying, owning and maintaining equipment can be complex. That's why ensuring you have support and peace of mind is always an important consideration. With Massey Ferguson, you can count on personalized, responsive support from our network of dealers. Plus, there's no cut-off time for parts and service, meaning we're available to you throughout the lifetime of your machine.

There's a pride and responsibility built into every piece of equipment we sell, and we make it our mission to keep your machine running smoothly, every single time you turn the key.


Ask your dealer about AGCO Protection, an extended warranty program that prolongs your coverage and safeguards against the cost of sudden breakdowns.

AGCO replacement parts are made to the same high standards as those used on the assembly line, so your AGCO® equipment will stay running like new. Talk to your dealer, or shop at [parts.agcocorp.com](http://parts.agcocorp.com) to find the AGCO Genuine Parts you need.

Focus on your operation, not on scheduling maintenance. With AGCO GenuineCare plans, your service intervals are predetermined. You'll avoid downtime and be able to better plan your costs thanks to transparent pricing, bundles and discounts.



# MAKE THE MF 6S SERIES AS INDIVIDUAL AS YOUR FARM



	CLASSIC	DELUXE
<b>ENGINE</b>		
AGCO Power — 4.9 liter	●	●
All-in-One technology	●	●
<b>TRANSMISSION</b>		
<b>A</b> Power Control — multifunction shuttle lever	●	●
Right-hand shuttle control	-	●
T-Lever on console	●	-
MultiPad lever on Command Control armrest	-	●
Dyna-6 Super Eco (25 mph @ 1,500 rpm)	●	●
Dyna-6 Eco (31 mph* @ 1,800 rpm)	○	○
Dyna-VT 31 mph* Eco with with Dynamic Tractor Management (DTM)	-	○
C1 & C2 cruise speed memories	●	●
Brake-to-Neutral — clutch effect	●	●
<b>OPERATOR ENVIRONMENT</b>		
Air conditioning with manual adjustment	●	●
Air conditioning with automatic control	-	○
Automatic air-suspended swivel seat	○	●
Superluxe air-suspended seat	-	○
Mechanical passive cab suspension	○	●
<b>B</b> Active mechanical cab suspension	-	○
Radio with front AUX-in/Bluetooth/USB connector, with integrated microphone & controls in armrest	-	●
Telescopic double angle mirrors with electric adjustment and de-icing	-	○
SpeedSteer	●	●
Radar and slip control	○	○
<b>C</b> 16 work lights package — with daytime running LED signature	○	○

- Not available
- Standard specification
- Optional
- \* Depending on market legislation



	CLASSIC	DELUXE
<b>OPERATOR ENVIRONMENT MF TECHNOLOGIES</b>		
<b>D</b> MultiPad with ISOBUS implement control switch assignment	-	●
MF Guide ready	○	○
<b>E</b> MF Guide with NovAtel receiver — from sub-foot to sub-inch precision	○	
<b>F</b> MF Guide with Trimble receiver — from sub-foot to sub-inch precision	○	○
MF Section Control — 24 or 36 section control	○	○
MF Rate Control — 2 or 5 products	○	○
MF TaskDoc — via USB or via wireless data transfer (Mobile DATA)	○	○
Datatronic 5: 9" touch-screen terminal (with tractor settings management, ISOBUS, MF Guide, Section Control, Variable Rate Control, video)	-	●
Fieldstar 5: 9" touch-screen terminal (ISOBUS, MF Guide, Section Control, Variable Rate Control, video)	●	○
Dual terminals: 18" touch-screen display via Datatronic 5 terminal + Fieldstar 5 terminal	-	○
Advanced guidance line — single wayline and contour segments (from Field Border)	○	○
<b>CHASSIS AND HYDRAULICS</b>		
Front axle suspension	○	○
Mechanical spool valves	●	-
Electrical and mechanical controls of spool valves	-	●
Electrical controls of spool valves	-	○
Hydraulic multifunction joystick	-	○
Loader ready tractor with multifunction mechanical loader lever	○	-
Loader ready tractor with multifunction joystick (electrical control)	-	○
Power Beyond with couplers	○	○
Rear linkage with Active Transport Control	●	●
Automatic PTO	●	●
Electric PTO speed selection	○	●
Automatic traction management (4WD & differential lock)	●	●
Hydraulic top link on rear three-point linkage	○	○
<b>G</b> Integrated front linkage	○	○
Integrated front PTO	○	○
<b>CONVENIENCE</b>		
Automatic isolator switch	●	●
Standard toolbox	●	●
External lift control on fenders	●	●
External PTO start/stop control on fender	●	●
External remote valve control on fender	-	●
<b>OTHER EQUIPMENT (SPECIFICATIONS MAY VARY BY MARKET)</b>		
Pivoting front fenders	○	○
Pneumatic trailer brakes*	●	●
Hydraulic and pneumatic trailer brakes*	○	○
ABS socket dedicated to trailer brakes	○	○

# TECHNICAL SPECIFICATIONS

	<b>MF 6S.145</b>	<b>MF 6S.155</b>	<b>MF 6S.165</b>	<b>MF 6S.180</b>
<b>Engine</b>				
Engine Type	AGCO POWER with "All-in-One" technology			
Number of cylinders/number of valves/capacity	4 / 4 / 4.9			
Aspiration	Electronic wastegate turbo and intercooler			
Injection type	Common rail			
Fan type — transmission Dyna-6 & Dyna-VT	Vistronic			
Maximum power	⊕ ISO hp (kW)	145 (107)	155 (114)	165 (121)
Engine rpm at maximum power	rpm	1,950		
Maximum power with EPM	hp (kW)	160 (117)	175 (129)	185 (136)
Fuel tank capacity	Gallons	74.0		
DEF tank capacity	Gallons	9.2		
<b>Dyna-6 Transmission</b>				
Number of gears	Fwd x Rev	24 x 24		
Min. speed @ 1,400rpm	mph	0.7		
25 mph SuperEco at engine speed with max. tire dimension	rpm	1,500 (with 650/65 R38)		
31 mph* SuperEco at engine speed with max. tire dimension	rpm	1,800 (with 650/65 R38)		
<b>Dyna-VT Transmission</b>				
Type	Stepless, Continuously variable transmission			
Field speed range	mph	Forward: 0.02-17 mph - reverse: 0.02-10 mph		
Road speed range	mph	Forward: 0.02-25 mph - reverse: 0.02-23 mph / Forward: 0.02-31 mph* - reverse: .02-23 mph		
<b>Rear Linkage and Hydraulics</b>				
Lower links type	Cat 3			
Maximum lift capacity, at link end	lb	17,857 (Dyna-6) /21,164 (Dyna-VT)		
Standard hydraulic system	Open center 26 gal/min (Classic); closed center 29 gal/min (Deluxe)			
Optional hydraulic system	Closed center 29 or 39 or 50 gal/min			
Maximum number of rear spool valves	4 (Dyna-6) / 5 (Dyna-VT)			

## KEY

- ⊕ ISO TR14396
- Not available
- \* Depending on market legislation

Every effort has been made to ensure that the information contained in this publication is as accurate and current as possible. However, inaccuracies, errors or omissions may occur, and details of the specifications may be changed at any time without notice. Therefore, all specifications should be confirmed with your Massey Ferguson dealer or distributor prior to any purchase.

<b>Rear Power Take-Off</b>	
Engine speed at	540/1000
	540/540 Eco/1000/1000 Eco
	540/540 Eco/1000/1000 Eco Dyna-VT
Shaft diameter	
<b>Independent Front Linkage and Front Power Take-Off</b>	
Lower links type	
Maximum lift capacity, at link end	
Maximum number of front spool valves	
Engine speed at 1,000 front PTO speed	
<b>Wheels and Tires (Full range available. Please consult your dealer.)</b>	
Front	
Rear	
Optional rear tires	
<b>Weights (May vary depending on configuration. Please consult your dealer.)</b>	
Minimum weight/average weight/maximum weight excluding fuel and accessories	
Maximum gross vehicle weight up to*	

	MF 6S.145	MF 6S.155	MF 6S.165	MF 6S.180
rpm	1,980 / 2,030			
rpm	1,980 / 1,530 / 2,030 / 1,570			
rpm	1,870 / 1,500 / 1,900 / 1,530			
Inches	1 3/8" 6 & 21 splines			
	Cat 3			
lb	7,055			
	2			
	1,920			
	420/85 R28		480/70 R28	
	520/85 R38		580/70 R38	
	650/60 R42 - Wide choice available, contact your local Massey Ferguson dealer			
lb	12,787/15,432/17,968		13,889/16,535/18,519	
lb	27,558			


## Dimensions

		Dyna-6	Dyna-VT
A – Wheelbase	in.	105.1	
B – Overall length from front weight frame to rear linkage arms	in.	185.6	
B – Overall length from front linkage to rear linkage arms	in.	212.6	
C – Height at center of rear axle to top of cab	in.	83.1	84.4
D – Maximum height	in.	117.5	118.9





**APPLY  
ONLINE**  
FOR FINANCING



*APPLY NOW FOR PRE-APPROVAL\**

[www.masseyferguson.com](http://www.masseyferguson.com)



or scan the QR code to get started.



\*Currently only available for individual applicants. Subject to credit review and approval and other terms and conditions. All financing is in AGCO Finance LLC's sole discretion.  
©2022 AGCO Corporation. Massey Ferguson is a worldwide brand of AGCO Corporation.  
AGCO and Massey Ferguson are trademarks of AGCO. All rights reserved. | MF22B001FC



**MASSEY FERGUSON**

**BORN TO FARM**