


UNDERBIN BUYERS GUIDE



AGI Batco Underbin Buyers Guide

1300 Series 10" tube | 13" belt | Capacity up to 3,500 bu/hr

1500 Series 10" tube | 15" belt | Capacity up to 6,000 bu/hr

*capacities are based on dry wheat

FEATURES & OPTIONS

Standard **lengths** are 18' to 138' in 5' increments, for conveyors longer than 140' or other capacities contact your AGI Batco dealer. (Use the Conveyor Length Calculation formula to help determine required length. Note that hopper bin unloads fill the underbin conveyors from the tube section, not from the tail end.)

Electric Drives available in: Top Drive, Pinch Top Drive (recommended if 40'-50' long) and Pinch S-Drive on head or tail end (recommended if over 50' long).

Square or round poly **hood spout** included. Choose between 10" diameter round poly (1300 and 1500 series), 9.5" x 10" square poly for the 1300 series or 13.5" x 15" square poly hood spout for the 1500 series.

The optional **elevating transition** unit adds a minimum of 33" of height in circumstances where additional discharge height is required to unload and can also be used to elevate product into a building.

Underbin **tail ends** can be either sealed hopper lid for continuous protection or collapsible hopper intake for easy filling.

Bolt-on **bin inlet hopper** with adjustable skirting included for a proper seal at any distance. The inlet hopper can be upgraded to match the discharge gate.

Belt return comes standard with weather guards. Enclosed underside panels are also available for extra protection.

AGI Batco underbin systems require one **conveyor support** per 20' of length. Adjustable hanging conveyor supports are provided and optional floor mount supports are available for portions of the conveyor that extend past the bin row.

All systems come in standard orange or white **powder coat**.

For commercial customers who use their underbin system year-round (or greater than four months per year) AGI Batco suggests the **Commercial Upgrade Package** including; commercial duty bearings, vulcanized rollers, and industrial white powder coat finish.

Custom options available upon special request:

- Optional steel hood spout
- Stainless steel tubing, rollers, shafting and ends





BUYERS GUIDE CHECKLIST | UNDERBIN CONVEYOR

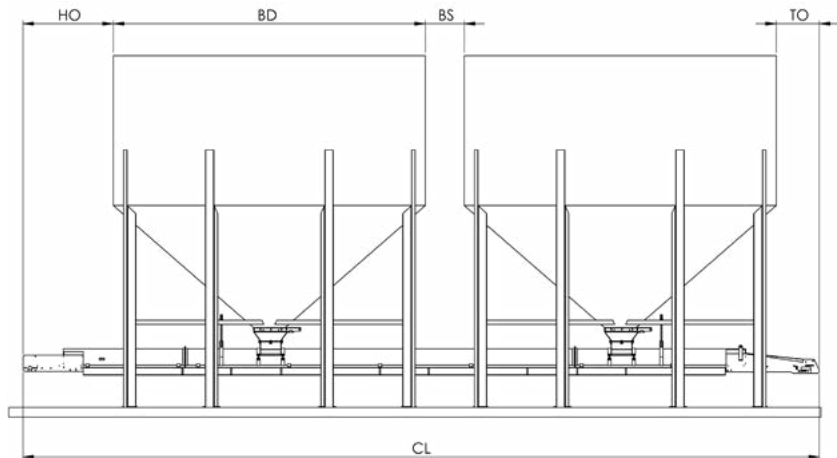
CONVEYOR SERIES	<input type="checkbox"/> 1300 Series <input type="checkbox"/> 1500 Series
OVERALL LENGTH OF CONVEYOR	_____ 1300 Series _____ Bin Diameter _____ Bin Spacing _____ Tail Overhand _____ Head Overhang _____ Feet (after calculation, optional)
DRIVE TYPE	<input type="checkbox"/> Direct Drive (head) <input type="checkbox"/> Direct Pinch Drive (head) <input type="checkbox"/> Pinch S-Drive (head) <input type="checkbox"/> Pinch S-Drive (tail)
HOOD SPOUT	<input type="checkbox"/> Round Poly <input type="checkbox"/> Square Poly <input type="checkbox"/> Round Steel <input type="checkbox"/> Square Steel
ADDITIONAL DISCHARGE HEIGHT	<input type="checkbox"/> Elevating Transition Unit
TAIL END	<input type="checkbox"/> Sealed <input type="checkbox"/> Collapsible
BELT RETURN	<input type="checkbox"/> Standard Weather Guard <input type="checkbox"/> Enclosed Belt Return
CONVEYOR COLOR	Powder Coat finish available in various colors
CONVEYOR APPLICATION	<input type="checkbox"/> Standard <input type="checkbox"/> Commercial Upgrade


CONVEYOR LENGTH CALCULATION

CL = [B# * BD] + [BS * (B# - 1)] + TO + HO

CL = Conveyor Length **BS** = Bin Spacing
B# = Number of bins **TO** = Tail Overhang
BD = Bin Diameter **HO** = Head Overhang

The length formula is for equally spaced, uniform diameter bins. Perform calculation and then round up to the nearest 5' increment between 18' and 138'. For custom setups on a variety of bin diameters, bins with unequal spacing, or conveyors longer than 138' contact your Batco dealer.





BATCO is an AGI Brand.

AGI is a leading provider of equipment solutions for agriculture bulk commodities including seed, fertilizer, grain, and feed systems with a growing platform in providing equipment and solutions for food processing facilities. AGI has manufacturing facilities in Canada, the United States, the United Kingdom, Brazil, South Africa, India and Italy and distributes its products globally.

AGI BATCO

Box 1750, Swift Current Saskatchewan, Canada S9H 4J8
 877.667.7421 | sales@batco-rem.com | aggrowth.com/batco