


6433 LAND FINISHER

Increase Efficiency While Reducing Costs.

More crop acres usually means there's even less time available to prepare the perfect seedbed. But that doesn't have to be the case. Hitch your high-horsepower tractor to a Sunflower 6433 Series Land Finisher and you can disc and condition up to 43 feet of soil in one pass, while incorporating chemicals and creating the optimum plant environment. In no time at all, you can have 1,000 acres or more ready to plant, thanks to one-pass efficiency. Built to handle even your largest tractor, the 6433 Series also incorporates our patented split-wing design to maintain a low transport height of 14', despite the extra-wide, acre-eating working widths.

Sunflower - The Ultimate Answer



- 1. OPTIONAL HYDRAULIC DISC GANGS** - Provide easy to adjust depth control right from the cab for changing field conditions.
- 2. UHMW POLYMER WING HINGES AND LIFT ASSEMBLIES** - UHMW eliminates any greasing, excessive wear and keeps frame components tight. UHMW is utilized on most Sunflower tillage tools for better performance and reduced maintenance.
- 3. LOW PROFILE SHANKS** - Offer 24" of underframe clearance for optimum trash flow, and boast an industry leading 190 lbs. point load. Shank is 5/8" thick.

- 4. HEAVY DUTY DISC GANG ASSEMBLIES**
 - 1 3/4" diameter alloy steel gang shafts
 - 20" diameter, low 1.32" concavity disc blades
 - Uniform 7 1/2" blade spacing
 - Disc gang bearings are triple sealed, self-aligning and regreaseable.
 - Individually adjustable disc blade scrapers.

- 5. THE 6433 SPLIT WING LAND FINISHER** - Folds to a low transport height of 14', but offers big 40' and 43' working widths. 6433 Split Wing Features
 - Wide based center frame, 3-section Split Wing design featuring big working widths with reduced transport height
 - Walking Tandems in all locations
 - Rephasing lift system

6433 LAND FINISHER SPECS

MODEL NUMBER	SWEEPS CUTTING WIDTH (m)	DISC CUTTING WIDTH (m)	NUMBER OF SHANKS	NUMBER OF DISCS	TRANSPORT HEIGHT (m)	TRANSPORT WIDTH (m)	EST. WEIGHT (kg)
6433-37	36'-9" (11.1)	37'-3" (11.4)	49	58	14'-0" (4.3)	14'-6" (4.4)	21,175 lbs. (9605)
6433-40	39'-9" (12.2)	40'-4" (12.3)	53	64	14'-0" (4.3)	17'-6" (5.4)	22,100 lbs. (10024)
6433-43	42'-9" (13.1)	42'-9" (13.1)	57	68	14'-6" (4.4)	17'-6" (5.4)	22,500 lbs. (10205)

We are continually striving to improve our machines; therefore, these specifications are subject to change without notice.

* Estimated weights are with spring shanks.

* Horsepower requirements for Cultivators will vary greatly with the type of soil, moisture conditions, shape of sweeps, amount of surface residue, depth of tillage, speed and many other related factors. A minimum of 6-8 horsepower per foot may be required.

- 6. SPLIT WING MECHANICAL LINKAGE** - Locks solid during field operation. Patented*

- 7. SPRING CUSHION DISC GANGS** - Provide longer machine life and overall protection against solid objects. The mount also utilizes a polymer insert for reduced parts wear and eliminates metal-to-metal contact.

- 8. OPTIONAL TRAIL HITCHES** - Extend over and beyond the finishing attachment allowing the desired unit to be towed behind the 6000 Series Land Finisher. The clevis of the hitch assembly extends, swings and provides easy, one man hook up. A rigid style with ball joint only is also available.

EXCLUSIVE DISC GANG REELS


THE SUNFLOWER DISC — GANG — REEL DIFFERENCE.

THE SUNFLOWER DISC-GANG DESIGN



Soil Profile after Sunflower Land Finisher completes a tillage pass.
Indicates direction of soil movement.

COMPETITOR'S DISC-GANG DESIGN



Soil Profile after Brand "X" completes a tillage pass.
Indicates direction of soil movement. Results are lateral soil movement, causing center ridge and outward depressions.

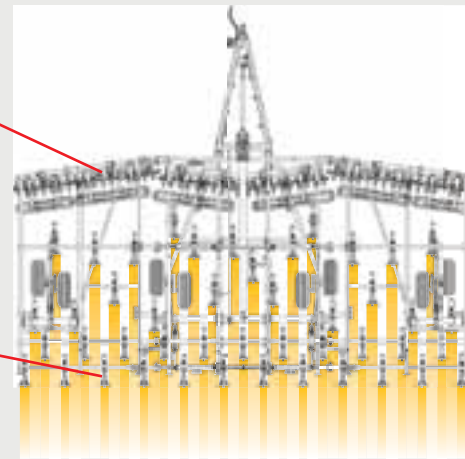
- On the right graphic, lateral soil movement is not in check and is allowed to be thrown inward, creating a center ridge and overall crown as depicted in the soil profile illustration. Most competing one-pass tools angle the front disc gangs to a severe, dirt throwing 10 degrees and also utilizes 2" concavity, dirt throwing disc blades. By design, these machines are creating uneven field results and undesirable planting conditions.

Unique disc gang placement

- Directs soil toward disc gang reels
- Compact gang placement cuts down overall frame depth
- Provides uniform tillage action across entire cutting width
- Minimizes lateral soil movement while addressing the depression of the tractor tires

5 Bar cultivator shank placement

- Shanks spaced at nine inches for optimum trash flow and field finishing.
- 5/8" x 1 3/4" Spring Tension Shanks carry a 190 lbs. point load that ensures the shovel to run flat and enables the shank to operate in all secondary and light primary conditions.
- 5/8" x 1 3/4" 2-Piece S-Tine Shanks offer heavy point loads that can handle all secondary tillage situations. 2-piece design allows operator to replace either top or bottom sections individually.



EXCLUSIVE DISC GANG REELS.

- 10 1/4" spiral reels rotate at twice the speed of the 20" disc blades
 - Reels return soil that disc gangs invert, net results are no lateral soil movement
 - Fields remain level
- Pulverize clods that would otherwise remain
- Mixes soil and residue for optimum planter operation
- Incorporates chemicals and nutrients for best plant performance

FINISHING ATTACHMENTS



Four Row High Residue Spike Drags designed for heavy residue conditions. The Spike Drag consists of 3/4" x 16" round spikes staggered on 3" centers. The longer spikes promote a smoother flow of residue, and the round design sheds heavy residue better than conventional square spikes. The combination of individual spike placement and the flexibility offered by individual bars make the 4-Row Spike Drag the #1 attachment in high residue conditions. Available on 5035, 5135 and 5055.



The Three Row Spike and Reel combination features independence between spike and reel — in fact, each bar of the spike performs independently for maximum conformance to rough terrain. The heavy spike drag levels the soil in advance of the reel providing a smoother surface for the reel to run in. The 10 1/4" diameter reel features six high carbon spiraled blades, regreaseable bearings and no center shaft for better soil and residue handling capabilities. The aggressive action of this combination pulverizes the soil, provides superior leveling and enhances incorporation ... leaving the seed bed in near perfect condition. Available on 5035, 6221, 6333 & 6433.



The Five Row Spike DRAG is regarded as our most maintenance free finishing attachment in low residue conditions. Equipped with 3/4" x 11" spikes, the flexible bars of the unit are designed to conform to very irregular terrain and the weight of the unit makes it aggressive enough to handle the toughest soil conditions. The 1 3/4" spike spacing provides additional incorporation and effectively completes the seed bed by breaking clods, leveling, smoothing and firming the soil. Available on 5035, 5135 and 5055.



A Tine and Reel Finishing Attachment features a three row coil tine section that can be adjusted for the desired pitch. This attachment features height, tilt and spring loaded down pressure adjustments for various working conditions. A smaller diameter reel revolves at a higher speed which provides a more aggressive digging action for incorporating and preparing the seed bed. The reel features six high carbon blades which spiral across the 10 1/4" diameter section. The reel is independent from the coil tine when in the field and can even be folded up and over when not in use. Available on 5035, 5135, 6221, 6333.



The Six Row High Residue Spike Drag is designed for heavy residue conditions when using the 6000 Series Land Finisher. The Spike Drag consists of 3/4" x 16" round spikes. The longer spikes promote a smoother flow of residue, and the round design sheds heavy residue better than conventional square spikes. The combination of individual spike placement and the flexibility offered by individual bars make the 6-Row Spike Drag the #1 attachment in high residue conditions. Available on 6221, 6333 and 6433.



Three Row Coil Tine Harrow features 3/8" x 16" tines on 7 1/2" centers, 2 1/2" spacing overall. Tines are spaced 15" between rows. The unique tine angle adjustment features a direct stop mechanism that eliminates wear prone linkages and pins. Each tine is individually replaceable and the unit is designed to allow all tines to pivot forward for protection when backing up. Every section is equipped with fully adjustable tension springs that allow desired down pressure settings to be accomplished. Available on 5035, 5135, 5055.