

# 50 *Tufline* years



## **The Agriculture Line**

### **Specialty Equipment**

**Culti-Packers**

**Pasture Renovators**

**Disc Plows**

**Row Discs**

**Subsoilers**

**V Plows**

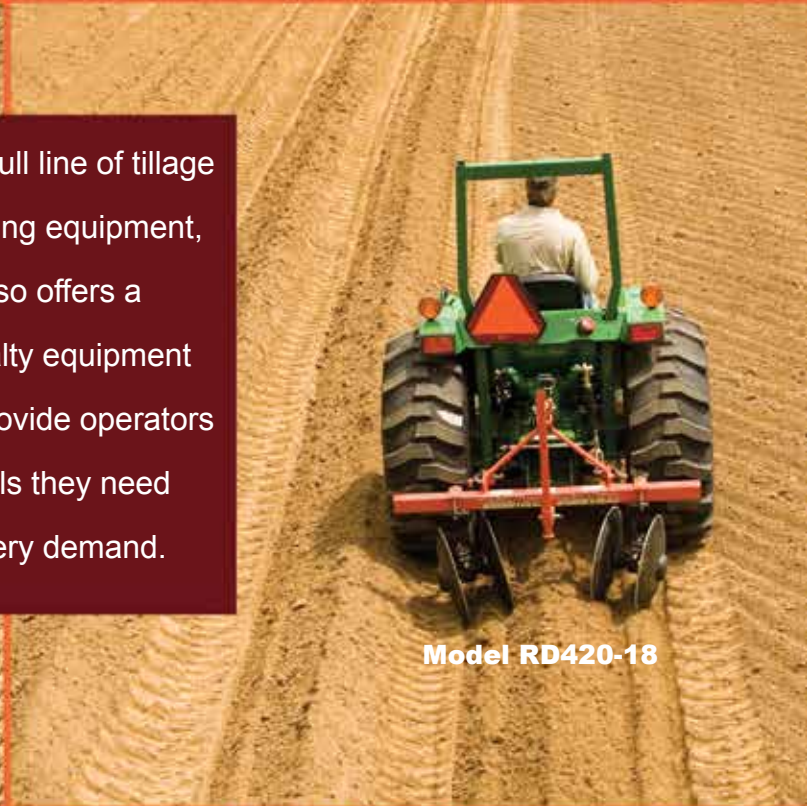
## Specialty Equipment






**Model BCP24-16**

Along with its full line of tillage and landscaping equipment, Tufline also offers a line of specialty equipment designed to provide operators with the tools they need to meet every demand.




**Model RD420-18**



**The HRRD6 Row Disc is fully adjustable for angle and pitch**



**Model TDP2-3/24 with optional scrapers**



**The BCP2416 Cultipacker provides a smooth firm seedbed for optimal planting**



**Pasture Renovators cut, lift and separate root growth to reinvigorate pasture grass**

**Row Disc and Disc Plows**



**Model HRRD6**



**RD1220-18**



**Model HRRD6  
Reversible Blades**



**Model TDP2-3/24 with  
optional scrapers**



Model RD420-18



Model HRRD6



RD1220-18



Model TDP2-3/24 with optional scrapers

## Row Disc - RD Series, 4 Blade Model

The RD Series Row Disc is designed for 15-60 horsepower tractors and are mounted on a 60" wide - 3" square tool bar. The two blade gangs have a 1 1/8" square gang axle with sealed ball bearings. One 18" and one 20" smooth disc blade per gang is standard.

The RD Series has adjustable gang centers. The RD420 has a Category 1 hitch. The RD820 and RD1220 Series are available with a Category 1 or 2 hitch.

## Optional Equipment

Notched Blades

## Row Disc - MRRD and HRRD Series Medium and Heavy Duty 6 Blade Models

The MRRD and HRRD Series Row Disc are designed for 40-75 horsepower tractors and are mounted on an 84" - 4" square tool bar. There are 2 three blade gangs on each model. The MRRD6 is equipped with 1 1/8" high strength axles with 20", 22" and 24" plain blades. The HRRD6 is equipped with 1 1/2" high strength axles with 22", 24" and 26" plain blades. The MRRD and HRRD Series mount with a Category 2 hitch. They have adjustable gang centers and are completely adjustable for angle and pitch. The gangs are also reversible.

## Optional Equipment

Notched Blades

## Disc Plows - TDP2 Series

Tuflines' Disc Plows are rugged 2 and 3 blade models with a deep cut that turns soil over for deep root penetration. They are designed for 40 - 75 horsepower tractors. They are available with 22", 24", 26" or 28" disc blades. Adjustable furrow wheels and gauge wheels are standard on all models. The two blade models offer a Category 1 three point hitch and the three blade models offer a Category 2 hitch.

## Optional Equipment

Scraper Kits

Model #	No. Rows	No. Blades	HP Rating	Weight
RD420-18	1	4	15-25	204#
RD820-18	2	8	25-50	857#
RD1220-18	3	12	35-60	905#

### 6 Blade Models

Model #	Blades	Axle	HP Rating	Weight
LRRD6	18", 20" & 22"	1 1/8"	20-40	963#
MRRD6	20", 22" & 24"	1 1/8"	30-60	963#
HRRD6	22", 24" & 26"	1 1/2"	35-75	1091#

### TDP2 Series

Model #	Blades	Width of Cut	HP Rating	Weight
TDP2-2/22	2-22"	27"	40-60	665#
TDP2-2/24	2-24"	28 1/2"	40-60	693#
TDP2-2/26	2-26"	30"	40-60	710#
TDP2-3/24	3-24"	42"	60-75	1005#
TDP2-3/26	3-26"	44"	60-75	1025#
TDP2-3/28	3-28"	46"	60-75	1042#

## Culti-Packers and Pasture Renovators



Model BCP2416



Model PRC/8



### Culti-Packers - BCP Series

Tufline's Culti-Packers are designed to create a smooth firm seedbed ensuring good soil to seed contact necessary for high percentage germination. They are designed for 40 - 80 horsepower tractors. They are built with a heavy duty 4" square mainframe and 16" cast iron packer wheels. The BCP1816 offers a Category 1 three point hitch. The BCP2416 and BCP3616 offers a Category 1 and 2 dual hitch. The heavy duty gang assembly has 1 1/8" ball bearings. Parking stands are standard on all models.

#### BCP Series

Model #	Width of Cut	HP Rating	Weight
BCP1816	6'	20-40	1035#
BCP2416	8'	25-60	1300#
BCP3616	12'	40-100	1885#

Horsepower requirements may vary from two wheel drive to four wheel drive according to tractor specifications

### Optional Equipment

Tongue assembly for pull type operation

### Pasture Renovators - PRC Series

Tufline's Pasture Renovators are designed to cut, lift and separate root growth to reinvigorate pasture grass. They are designed for 40 - 120 horsepower tractors. They are built with a heavy duty 4" X 4" and 4" X 2" tube mainframes. The 17" coulter blades are mounted on an adjustable coulter arm. The 15" ripper shanks are mounted with shear bolts. The PRC/4 offers a Category 1 three point hitch. All other models offer a Category 2 hitch.

#### PRC Series

Model #	# of Shanks of Coultors	Width of Cut	HP Rating	Weight
PRC/4	4	5'	35-60	639#
PRC/6	6	7' 6"	50-80	975#
PRC/8	8	10'	70-100	1271#
PRC/10	10	12' 6"	80-120	1530#

Horsepower requirements may vary from two wheel drive to four wheel drive according to tractor specifications

### Optional Equipment

Set of Drum Racks (Not available on 4 shank model)

Extension Kits (for 6 shank model only)

## Subsoilers and V Plows



Model 1S-28

Model 2S-28

Model 3S-32-90



Model 7-32-142  
with optional gauge wheels & tires

### Subsoilers - One, Two and Three Shank Subsoilers

These heavy duty subsoilers are designed for 30 - 130 horsepower tractors. One and two shank models are mounted on a 7" X 5" tube frame and come with 24" or 28" shanks. The three shank models are mounted on a 7" X 5" and 3" square tube frame and come with 24", 28" or 32" shanks. Heat treated points and parking stands are standard on all models.



Standard Jack Stand  
for Subsoilers

Optional gauge  
wheels & tires  
(V Plows Only)

#### Single Bar Models

Model #	Hitch	Shanks	Frame	Max Shank Spacing	Weight
1S-24	Cat. 1	1-24"	26"	0	229#
1S-28	Cat. 1	1-28"	26"	0	243#
1S-24-2	Cat. 2	1-24"	49"	0	370#
1S-28-2	Cat. 2	1-28"	49"	0	385#
2S-24	Cat. 2	2-24"	49"	40"	520#
2S-28	Cat. 2	2-28"	49"	40"	548#
2S-24-60	Cat. 2	2-24"	60"	52"	555#
2S-28-60	Cat. 2	2-28"	60"	52"	609#
2S-24-80	Cat. 2	2-24"	80"	72"	627#
2S-28-80	Cat. 2	2-28"	80"	72"	655#

#### Double Bar Models

Model #	Hitch	Shanks	Frame	Shank Spacing	Weight
3S-24-90	Cat. 2	3-24"	90"	Adj.	1160#
3S-28-90	Cat. 2	3-28"	90"	Adj.	1205#
3S-32-90	Cat. 2	3-32"	90"	Adj.	1264#
3S-24-107	Cat. 2	3-24"	107"	Adj.	1222#
3S-28-107	Cat. 2	3-28"	107"	Adj.	1267#
3S-32-107	Cat. 2	3-32"	107"	Adj.	1326#

#### 28" Shank Model V Plows

Model #	Frame Width	Trans Width	Shank Spacing	Shank Qty and Size	HP Rating	Weight
3-28-88	88"	7' 3"	20-30"	3-28"	60	1036#
5-28-120	120"	11'	20"	5-28"	90-100	1552#
5-28-142	142"	13'	20-30"	5-28"	90-100	1618#
7-28-142	142"	13'	20"	7-28"	130-150	1989#
7-28-182	182"	16' 2"	20"	7-28"	130-150	2134#
9-28-182	182"	16' 2"	20"	9-28"	160-180	2504#
7-28-222	222"	18' 6"	30"	7-28"	130-150	2248#
9-28-222	222"	18' 6"	20"	9-28"	160-180	2619#
11-28-222	222"	18' 6"	20"	11-28"	210-240	2990#

#### 32" Shank Model V Plow

Model #	Frame Width	Trans Width	Shank Spacing	Shank Qty and Size	HP Rating	Weight
3-32-88	88"	7' 3"	20-30"	3-28"	60	1102#
5-32-120	120"	11'	20"	5-28"	90-100	1660#
5-32-142	142"	13'	20-30"	5-28"	90-100	1726#
7-32-142	142"	13'	20"	7-28"	130-150	2139#
7-32-182	182"	16' 2"	20"	7-28"	130-150	2284#
9-32-182	182"	16' 2"	20"	9-28"	160-180	2695#
7-32-222	222"	18' 6"	30"	7-28"	130-150	2399#
9-32-222	222"	18' 6"	20"	9-28"	160-180	2812#
11-32-222	222"	18' 6"	20"	11-28"	210-240	3224#

### V Plows- 28" and 32" Shank Models

These heavy duty subsoilers are designed for 60 - 200 horsepower tractors. They mount with a three point hitch with Category 2 and 3 lift pins standard with Category 3 Quick Hitch optional. The mainframe is constructed of 7" X 5" tube and come with 28" or 32" X 1 1/4" shanks with heat treated points. All units are equipped with shear bolts.

### Optional Equipment

- Gauge Wheel Kit
- Implement Tires
- T-1 28" Shank
- T-1 32" Shank
- Category 3 Quick Hitch



### **The Agriculture Line**



### **The Landscape Line**



### **The Sportsman Line**

**50 Tufline** *years*

*Well Built, Performance Driven Implements*

To see our full line of Agricultural, Landscape and Sportsman implements visit us on the web at  
**[monroetufline.com](http://monroetufline.com)**

PO Box 7755, Columbus, MS 39705 • Phone (662) 328-8347 • Fax (662) 328-8361