

APPLICATION EQUIPMENT

Farm King

Fertilizer Applicators | High-Clearance Sprayers | Liquid Supply Trailer



Farm King Application Equipment: Fertilizer Applicators, High-Clearance Sprayers, Liquid Supply Trailer



FARM KING PRODUCT LINE-UP

FARM KING PRODUCT CATEGORIES

Grain Handling

Tillage

Application Equipment

Hay Tools

Landscaping Equipment

Allied by Farm King - Commercial Products

[WWW.FARM-KING.COM](http://www.farm-king.com)

FARM KING'S LINE OF APPLICATION EQUIPMENT IS DESIGNED AND BUILT IN WILLMAR, MN BY CRAFTSMAN STEEPED IN A TRADITION OF PROVIDING WORLD CLASS PRODUCTS.

Commercial grade construction is combined with user friendly components to create the industry's finest equipment. Whether its 300 acres or 30,000 acres, Farm King has the right solution for your liquid application needs.

Table of Contents

Fertilizer Applicators4

- Models 1860/2460 4-5


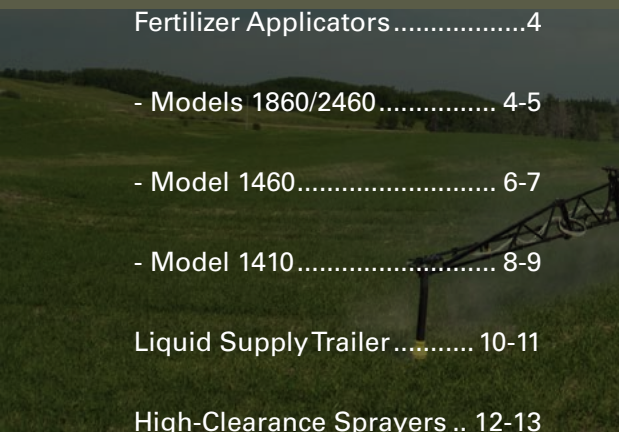
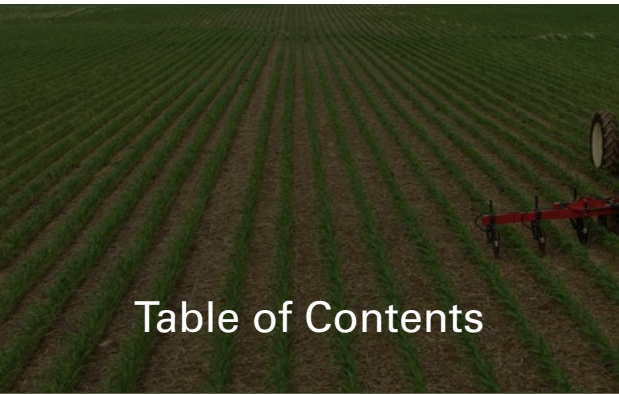
- Model 1460 6-7

- Model 1410 8-9

Liquid Supply Trailer 10-11

High-Clearance Sprayers .. 12-13

Utility Sprayer14-15



FERTILIZER APPLICATOR

PRODUCT OVERVIEW

Side dress applications of liquid fertilizer

1860 - 1800 U.S. gal., 60 / 66 ft. toolbars

2460 - 2400 U.S. gal., 60 / 66 ft. toolbars

FEATURES

Rotational Lift Toolbar

User-Friendly Hydraulic System

Custom Asymmetrical Tank

OPTIONS

20" coulters with knives or injectors

Raven 450 controller

AVAILABLE COLORS



FERTILIZER APPLICATOR

MODELS 1860 AND 2460



USER-FRIENDLY HYDRAULIC SYSTEM

Only three tractor SCV valves are required for complete control of the hydraulic functions: Transport Mode - fold/unfold toolbar, Field Mode - raise/lower toolbar, and product pump - liquid deliver system. Simply set the tractor's hydraulic flow and the toolbar's rate of drop for optimum performance. This user-friendly design eliminates the need for electronic solenoids and in-cab electric/hydraulic control boxes.

EXCLUSIVE ROTATIONAL LIFT TOOLBAR DESIGN

The unique toolbar lift design provides an industry leading 36" of ground clearance, 54" on turn-rows. The hydraulic down pressure assist and wing gauge wheels provide ground contour following capabilities that are unsurpassed.

This exclusive toolbar design maximizes operator efficiency and extends the time-sensitive application window.

CUSTOM ASYMMETRICAL TANK DESIGN

The custom tank design features a hopper bottom sump, providing complete tank drainage, even in hilly conditions. The combination of dual stainless steel baffles and a low center of gravity reduce product movement and maximize tracking stability on side hills.

SPACING CONFIGURATIONS


A variety of toolbar configurations are available for row spacings; 24 row 30", 32 row 22" and 36 row 20" spacing configurations.



THE NEW 1860 AND 2460 LIQUID APPLICATORS FROM FARM KING PROVIDE AN INDUSTRY LEADING CROP CLEARANCE TO EXTEND YOUR LIQUID APPLICATION WINDOW.

The 1860 and 2460 have an impressive in row crop clearance of 36" and more than 54" of crop clearance on headland or turning rows. A custom designed asymmetrical tank helps maintain a consistent tongue weight regardless of the product volume in the tank. The cutting edge design and easy to use operation make the 1860 and 2460 the best available 60' applicators on the market.

[1] Field position - fully raised **[2]** Rotational lift toolbar **[3]** Asymmetrical tank design **[4]** Tires and axles **[5]** Transport position



SPECIFICATIONS

MODEL >>	1860	2460
Tank size	1800 US gallon tank, stainless steel baffle, hopper bottom sump w/ 3" fill	2400 US gallon tank, stainless steel baffle, hopper bottom sump w/ 3" fill
Tool bar	- 24/30" (25), 36/20" (37), 36/22" (37), 18/38" (19) coulter width - Active hydraulic down pressure - Four (4) 7.6 x 15SL gauge wheels - Double 5 x 7 mainframe and wings with 6° down flex	- 24/30" (25), 36/20" (37), 36/22" (37), 18/38" (19) coulter width - Active hydraulic down pressure - Four (4) 7.6 x 15SL gauge wheels - Double 5 x 7 mainframe and wings with 6° down flex
Tire size	Dual tire 380/90R54, 320/90R54 Single tire/rim 380/90R54	Dual tire 380/90R54, 320/90R54
Wheel spacing	60"/120", 80"/120", 88"/132", 76"/152" Duals	60"/120", 80"/120", 88"/132", 76"/152" Duals
Plumbing	- Ace hydraulic driven centrifugal pump kit. - 5 section Banjo electric manifold valves - Raven 450 rate controller	- Ace hydraulic driven centrifugal pump kit. - 5 section Banjo electric manifold valves - Raven 450 rate controller
Coulters	- Yetter 2996, parallel linkage, 20" coulter w/knife - Yetter 2995 Gen. III, single linkage, 20" coulter w/injector	- Yetter 2996, parallel linkage, 20" coulter w/knife - Yetter 2995 Gen. III, single linkage, 20" coulter w/injector
Ground clearance ¹	36" in field operation, 54" on turn rows	36" in field operation, 54" on turn rows
Transport width ¹	18' 6"	18' 6"
Transport height ¹	14' 6"	14' 6"
Transport length ¹	24' 3"	24' 3"
Pin to axle	185"	185"
Fresh water safety tank	9 gallon	9 gallon
Quick fill	3"	3"
Empty weight ¹	19,900 lb	20,100 lb
Tongue weight, loaded ¹	4,975 lb	4,975 lb
Tongue weight, empty ¹	4,975 lb	4,975 lb

¹ Approximate measurement

FERTILIZER APPLICATOR

PRODUCT OVERVIEW

Side dress applications of liquid fertilizer

1600 U.S. gallons, toolbars up to 42.5 ft

FEATURES

Custom tank design

Robust double frame toolbar design

OPTIONS

Ace hydraulic driven centrifugal pump with Raven 450 controller

CDS John Blue twin piston and single piston (Model 1410) ground drive pump

Yetter 20" coulters with knives or injectors

AVAILABLE COLORS



FERTILIZER APPLICATOR

MODEL 1460



CUSTOM TANK

The 1460 uses a 1600 U.S. gallon custom tank. The custom shaped tank features an 8" deep box sump to aid in thorough clean out and reduce pump cavitation. The 3" quick fill helps you get back into the field by loading the tank faster.

CROP CLEARANCE

The 1460 liquid applicator by Farm King allows for additional application flexibly by providing excellent crop clearance.

Timely applications help improve yields and give the operator more control over their crops.

FRAME AND TOOLBAR

The Farm King 1460 uses a double 4" x 6" mainframe with twin cylinder toolbar lift. The ground contour following toolbar is equipped with hydraulic down pressure assist and wing gauge wheels to assure constant and consistent coulters penetration. The 1460 is available with toolbar widths up to 42.5' and provides ample crop clearance.



THE 1460 APPLICATOR FROM FARM KING HELPS EXTEND YOUR APPLICATION WINDOW BY PROVIDING EXCELLENT CROP CLEARANCE.

A 1600 U.S. gallon custom tank and 8" deep sump provides thorough clean out. The double 4" x 6" mainframe toolbar is available in widths up to 42.5'.

[1] Toolbar [2] Pumps [3] Coulters [4] Custom solution tank [5] Tires and Axles



SPECIFICATIONS

MODEL >>

1460

Tank size	1600 gallon, stainless steel baffle, 8" deep box sump
Coulters	- Yetter 2996, parallel linkage, 20" coulters w/knife - Yetter 2995 Gen. III, single linkage, 20" coulters w/injector - Hydraulic depth control assist
Tool bar (coulters)	- Available in 12/30"(11), 12/36"(11), 12/38"(11), 12/40"(11), 16/22"(15), 16/30"(15), 16/30"(17), 24/22"(23) widths - Twin cylinder height adjust - Double 4 x 6 frame with 6° down-flex - Adjustable gauge wheels
Tire size	380/90 R46
Wheel spacing	120" - 160" adjustable axle
Pumps	- John Blue ground driven, twin piston pump - Ace hydraulic centrifugal pump kit w/Raven 450 controller
Ground clearance ¹	17"
Transport width ¹	14' 10"
Transport height ¹	14'
Transport length ¹	23.4"
Empty tongue weight	2,760 lb
Fresh water safety tank	9 gallon
Quick fill	3"
Available colors	Red / Cream, Green / Yellow

¹ Approximate measurement

FERTILIZER APPLICATOR

PRODUCT OVERVIEW

Side dress applications of liquid fertilizer

1000 U.S. gallons, toolbars up to 28 ft

FEATURES

Custom tank design

Robust double frame toolbar design

OPTIONS

Ace hydraulic driven centrifugal pump with Raven 450 controller

CDS John Blue twin piston and single piston (Model 1410) ground drive pump

Yetter 20" coulters with knives or injectors

AVAILABLE COLORS



FERTILIZER APPLICATOR

MODEL 1410



CROP CLEARANCE

The Farm King 1410 Fertilizer Applicator provides application flexibility with an excellent crop clearance. High crop clearance allows operators to apply timely and effective side dress applications to get the most from their yields.

FRAME AND TOOLBAR

The 1410 utilizes a robust 4 x 4 double mainframe with twin cylinder lift to increase reliability. Toolbars are available

up to 27' and provide ample crop clearance. The 1410 offers superior ground speeds and improved penetration.

CUSTOM SOLUTION TANK

The 1000 U.S. gallon custom shaped tank on the 1410 allows for thorough cleanout a 4" deep box sump help reduce pump cavitation. Faster loading is achieved using the 3" tank quick fill.



THE 1410 FROM FARM KING IS A MARKET LEADING 1000 U.S. GALLON LIQUID APPLICATOR.

The ideal size and product features make the 1410 an excellent addition to any farm. Available with John Blue ground driven pump or Ace hydraulic centrifugal pump the 1410 can be customized to suit the needs of most operations.

[1] Wing lock [2] Flow controls [3] Coulters [4] Flow monitors [5] 3" Quick fill



SPECIFICATIONS

MODEL >>

1410

Tank size	1000 gallon, 4" deep box sump
Coulters	- Yetter 2996, parallel linkage, 20" coulters w/knife - Yetter 2995 Gen. III, single linkage, 20" coulters w/injector
Tool bar (coulters)	- Available in 6/30"(5), 6/38"(5), 8/30"(7), 8/38"(7), 10/38"(11)", 12/30"(11), 16/22"(15) widths - Twin cylinder height adjust - Double 4 x 4 frame
Tire size	16.5-16.1 SL or 320/85R38
Wheel spacing	62" - 80" adjustable axle; 88", 120" fixed width axles (option)
Pumps	- John Blue ground driven, single piston pump - John Blue ground driven, twin piston pump - Ace hydraulic centrifugal pump kit w/Raven 450 controller
Ground clearance ¹	17"
Transport width ¹	14' 10"
Transport height ¹	11' 5"
Transport length ¹	16' 9"
Empty tongue weight	1,380 lb
Fresh water safety tank	9 gallon
Quick fill	3"
Available colors	Red / Cream, Green / Yellow

¹ Approximate measurement

LIQUID SUPPLY TRAILER

PRODUCT OVERVIEW

4-wheel-steer liquid supply trailer

1600 U.S. gallons

120" / 120"-140" axles

FEATURES

Custom tank/saddle

Easy to change steering linkage

320/85R38 or 18.4 x 26-10

OPTIONS

Operator platform and service ladder

Ace hydraulic centrifugal pump kit

Raven SCS450 controller with three section ball valves

AVAILABLE COLORS



LIQUID SUPPLY TRAILER

MODEL 1700



STEERING

The Farm King 1700 Supply Trailer easily converts from two-wheel steering to four-wheel steering. An operator side cam lever lock allows for quick 2-4 wheel steer adjustments. Four wheel steer provides a tight turning radius for in field applications. Moving between fields and backing up is made easier using two wheel steer.

CUSTOM TANK

The nonreactive 1600 U.S. gallon custom tank is easy to clean and is supported by a specially designed trailer frame to maximize maneuverability for supplying planters, strip-till systems, cultivators or spraying equipment.



THE FARM KING 1700 SUPPLY TRAILER IS DESIGNED TO SUPPLY LIQUID PRODUCT TO MOUNTED AND PULL TYPE IMPLEMENTS.

A high capacity 1600 U.S. gallon tank holds ample product for almost any task. A telescoping front hitch makes the 1700 simple to hook up behind implements. The 1700 converts easily from two-wheel steering to four-wheel steering. An excellent crop clearance helps make the 1700 more flexible for your operation.

[1] Custom tank w/ 8 inch deep sump **[2]** Full pan tank saddle **[3]** 10 bolt hubs **[4]** Plumbing



[2]



[3]



[4]

SPECIFICATIONS

MODEL >>

1700

Tank size	1600 gallon
Tire size	18.4 x 26-10 or 320/85R38
Axles	120" fixed width axle (10 bolt hubs) 120" - 144" adjustable width axle (10 bolt hubs)
Turning radius	12' 6" in four wheel steer mode 22' in two wheel steer mode
Empty weight ¹	4,217 lb
Wheelbase	120"
Available colors	Red / Cream, Green / Yellow
Ladder & service platform	Optional
Hydraulic driven centrifugal pump kit	Optional
Raven SCS450 spray controller, flow meter, and control valve; Banjo 3-section electric manifold valves and in-line strainer.	Optional

¹ Approximate weight

HIGH-CLEARANCE SPRAYER

PRODUCT OVERVIEW

Crop protection and growth enhancement applications

850/1200/1600 U.S. gallons

60, 80, 88, & 90 ft booms

FEATURES

Rubber torsion boom suspension

Custom tank with long, sloping, deep sump

Welded frame design

OPTIONS

25 U.S. gallon foam marker

5.5 U.S. gallon chemical eductor

AVAILABLE COLORS



HIGH-CLEARANCE SPRAYER

MODELS 850, 1200, 1600



RUBBER TORSION SUSPENSION

Farm King suspends the boom of the sprayer using a rubber torsion suspension system. The boom delivers an unmatched ride and performance in the field. The smooth ride allows for increased application speeds. The patented rubber torsion suspension extends boom life and increases overall performance. The boom suspension is low maintenance as it does not rely on any hydraulics to function.

CUSTOM TANK

The 850, 1200 and 1600 U.S. gallon custom tanks feature a deep, full length sloping sump to allow for thorough

cleanout. The tank is mounted in a custom frame and does not require straps. A 2" quick fill helps get you back into the field faster.

CENTER PIVOT BOOM

All Farm King High-Clearance Sprayers use a self-leveling center pivot boom design. A smooth ride is guaranteed by the patented rubber torsion boom suspension. The five function hydraulic front folding boom is available in lengths of 60', 80', 88' and 90'.



FARM KING HIGH-CLEARANCE SPRAYERS ARE THE MARKET LEADER IN FEATURES AND QUALITY.

Custom tanks are available in 850, 1200 or 1600 U.S. gallons and are the ideal options for midsize to large operations looking to control their own spraying season. A suspended center pivot boom is standard with 60, 80 or 90' lengths.



SPECIFICATIONS							
MODEL >>	850	1200	1600		850	1200	1600
Tank size	850 gallon	1200 gallon	1600 gallon	Fresh water safety tank	15 gallon	15 gallon	15 gallon
Boom length, front fold	60', 80', 88', 90'	60', 80', 88', 90'	60', 80', 88', 90'	Clean water rinse tank	36 gallon	36 gallon	100 gallon
Boom height adjust	Parallelogram w/rephasing hydraulic cylinders			Chemical eductor system*	5.5 gallon Hypro Cleanload™		
Boom suspension	Rubber torsion suspension			Quick fill - Solution tank	2"	2"	2"
Tire size	320 (12.4") / 85R38	320 (12.4") / 90R46	380 (14.9") / 90R46	Quick fill - Clean water rinse tank	2"	2"	2"
Adjustable width axles	72" - 120" (8 bolt hubs)	72" - 120" (10 bolt hubs)	72" - 120" (10 bolt hubs)	Control panel	Forward facing		
Hitches	Combination pintle/clevis - 76,444 lb rating			Ladder & service platform	Standard	Standard	Standard
Pumps	Ace FMCS150-HYD-206 (1 1/2" inlet)	Ace FMCS200-HYD-304 (2" inlet)	Ace FMCS200-HYD-304 (2" inlet)	Light kit	Standard	Standard	Standard
Spray controllers	Raven 450 variable rate controller and Banjo electric boom control ball valves (60' - 3-bank system; 80', 88', 90' - 4-bank system)			Hitch jack	Standard	Standard	Standard
Spray boom plumbing	Diaphragm triple nozzle bodies (3/4") on 20" nozzle spacings, equipped with secondary in-line strainers and manual fence row nozzles (2).			Foam marker system*	25 gallon	25 gallon	25 gallon
Transport width ¹	12'	12'	12'	Available colors	Red / Cream Green / Yellow		
Transport height ²	9' 2"	9' 6"	11'	Shipping weight - 80' boom ⁴	8,000 lb	8,000 lb	8,500 lb
Spray boom height ³	21" - 62"	25" - 66"	26" - 72"	Loaded weight - 80' boom ⁴	15,000 lb	17,000 lb	21,800 lb
Wheelbase	15' 3"	15' 3"	16' 4"	Loaded tongue weights - 80' boom ⁴	3,750 lb	3,750 lb	4,500 lb

1 May vary depending on cradle adjustments and axle width
 2 May vary depending on boom size and tire selection
 3 May vary depending on tire selection
 4 Approximate weight
 *Field accessories are not factory installed, requires dealer or end user installation.

UTILITY SPRAYER

PRODUCT OVERVIEW

Small acreage and rolling hills

1000 U.S. gallons

60 ft. boom

FEATURES

Custom tank

Boom Design

OPTIONS

TeeJet 744 sectional control

Raven 450 auto rate control

15 U.S. gallon foam marker

5.5 U.S. gallon chemical eductor

AVAILABLE COLORS



UTILITY SPRAYER

MODEL 1000



CUSTOM TANK

A custom 1000 U.S. gallon tank is fully supported by a tank saddle to extend life. A 4" deep box sump helps provide a thorough tank clean out.

BOOM SUSPENSION

The utility sprayer's 60' boom is suspended using a coil spring with a self-stabilizing trapeze. The boom suspension

allows for a smoother ride in the field and increased application speeds.

LATTICE STYLE BOOM

The two dimensional lattice style construction of the boom provides high strength and durability in operation. The front folding boom has a strong and secure rest for safe transport between fields.



THE FARM KING UTILITY SPRAYER IS THE IDEAL MACHINE FOR SMALL FARMS WANTING TO HAVE FULL CONTROL OVER THEIR INPUTS AND FOR OPERATIONS IN EXTREME HILLY CONDITIONS.

The simple and efficient design make the Farm King utility sprayer easy to operate and maintain. Boom height adjustments are easily made using the single hydraulic cylinder and vertical mast. Farm King Utility Sprayers are available with 60' booms.

[1] Boom suspension **[2]** Lattice-style boom **[3]** Frame **[4]** Custom solution tank
[5] Tires and Axles



SPECIFICATIONS

MODEL >>	1000	1000
Tank size	1000 gallon	Fresh water safety tank 9 gallon
Boom length, front fold	60'	Clean water rinse tank 55 gallon
Boom height adjust	Vertical mast w/single hydraulic cylinder	Chemical eductor system* 5.5 gallon Hypro Cleanload™
Boom suspension	Spring, gas charged shocks	Quick fill - Solution tank 2"
Tire size	320 (12.4)/85R38	Quick fill - Clean water rinse tank 2"
Axle assemblies	88", 120", 144" fixed width axles (10 bolt hubs)	Control panel N/A
Hitches	Clevis	Ladder & service platform Standard
Pumps	Ace FMCSC150-HYD-206 (1 1/2" inlet)	Light kit Standard
Spray controllers	TeeJet 744 fixed rate controller and TeeJet electric boom control ball valves, 3-bank system; or Raven 450 and Banjo electric boom control ball valves, 3-bank system.	Hitch jack Standard
Spray boom plumbing	Poly wet boom plumbing with diaphragm single nozzle bodies (3/4") on 20" nozzle spacings.	Foam marker system* 15 gallon
Transport width ¹	13' 3"	Available colors Red / Cream, Green / Yellow
Transport height ²	10' 3"	Shipping weight ⁴ 4,130 lb
Spray boom height ³	30" - 54"	Loaded weight ⁴ 12,720 lb
Wheelbase	11' 2"	Loaded tongue weights ⁴ 960 lb

¹ May vary depending on cradle adjustments and axle width

² May vary depending on boom size and tire selection

³ May vary depending on tire selection

⁴ Approximate weight

*Field accessories are not factory installed, requires dealer or end user installation.

www.farm-king.com



Farm King

For more information contact:

E-mail: info@buhler.com

www.farm-king.com

Equipment shown is subject to change without notice. ©2014 Buhler Trading Inc.
Printed in Canada. TSX:BUI Ref: 052014-10000-LM P/N: PAPPL

bühler | a division of Buhler Industries Inc.