



SOLOMIX 2

*feed mixers with two
vertical augers (US)*

Trioliet. Invents for you.



LARGEST RANGE OF FEED MIXERS IN THE WORLD





SPECIALIST IN FEEDING TECHNOLOGY

Your cows should be given a balanced ration every day to remain healthy and to be able to perform at their best. It is thus important to focus on a good mix quality and proper feed management. This takes time. Accurate feeding is, in fact, an important but time-consuming task in the farming business. Trioliet can help you with this.

As a specialist in feeding technology, Trioliet has the most extensive range of feed mixers, feeding robots, self-propelled feed mixers and stationary mixers. Our trailed feed mixers come in various shapes and sizes. The smallest mixer wagons have a capacity of 180 cu.ft. and the largest 1,860 cu.ft. Different discharge options are also available so that we can provide a suitable solution for every stable, cattle farmer, and type of business. This brochure focuses on the Solomix 2 feed mixers with two vertical augers.

- Page 6** Good mixing prevents rumen acidosis
- Page 10** X-Range (Heavy Duty) series
- Page 18** Variants and discharge options
- Page 26** Unique features of the Solomix 2
- Page 28** (Triotronic) Weighing system and (TFM Tracker) feed management
- Page 38** Technical specifications



The Solomix 2 New Edition with two vertical augers is the most popular feed mixer in our range. It is available in various configurations and varies in size from 350 to 1,285 cu.ft. Thanks to a number of smart updates in the design, the feed is mixed faster and better than in comparable mix wagons. The unique auger knives reduce the feed in size so that a consistent homogeneous mix is created. In addition, dispensing is smooth and even thanks to the large discharge doors, the wide discharge

units, and the unique double auger wings on the augers. In short, this is a high-performance compact feed mixer.

MAIN FEATURES:

- ✓ Perfect mixing result thanks to the unique design of the auger and mixing tub
- ✓ Even discharge thanks to the wide discharge unit
- ✓ Suitable for all forms of TMR feeds, including compact feeds

FEED WITH PERFECT PRECISION



GOOD MIXING PREVENTS RUMEN ACIDOSIS

Are you looking for a feed mixer with sufficient capacity to provide your cattle with a balanced ration every day? Then it is important that the machine does what it is supposed to do: mix well. A homogeneously mixed ration means the cows cannot be selective and so receive all the necessary nutritional values as calculated by the feed consultant. Research shows that selection behavior by cattle is one of the main causes of rumen acidosis and related health problems. Mixing well can prevent these problems and maintain a healthy PH balance.

MIXES VERTICALLY AND HORIZONTALLY

Our feed mixers have an optimal mixing performance thanks to the special shape of the mixing tub and the unique Twin Stream augers. Our mixer wagons are designed to achieve the best mixing result. The feed is transported horizontally through the vessel thanks to the so-called inserts or patented triangles in the mixing tub, and it goes back and forth from one auger to the other. This so-called Dual Flow principle results in homogeneous mixing. In addition, thanks to the unique shape of the augers, the feed is pushed up and then lowered by gravity. The feed is therefore propelled both vertically and horizontally through the mixing tub.

In conjunction with the self-sharpening auger knives in the right positions, obtaining a good mix is now easier than ever, even with round or square bales or compact feeds. The two symmetrical auger wings and integrated discharge doors, without sharp edges behind which feed could linger, ensure a fast and even discharge, even for smaller volumes.

- ✓ Homogeneous mixing
- ✓ Self-sharpening auger knives
- ✓ Even discharge



See our online blog for a video of the Dual Flow principle. www.trioliet.com/en/blog_stories





**GOOD MIXING
PREVENTS
RUMEN ACIDOSIS**





SHARP AUGER KNIVES ARE IMPORTANT FOR A GOOD MIXING RESULT

Our Trioform auger knives have a unique shape that helps them stay sharp longer. In addition, they are assembled horizontally on the auger so that they deliver optimum cutting performance with as little resistance as possible. The patented Trioform blades not only mix better but also demand less power. This benefits the lifespan of the equipment and saves fuel. Therefore, check regularly that the blades are still in good condition and replace them as needed.

Above you can see a new auger knife and a worn auger knife. The edges of the worn, upper blade are clearly dulled. This knife can no longer process the feed properly. For an optimal mix, we advise you to check the auger knives once a month. It is also important to place the blades in the right positions on the auger. Ask your dealer or consult the instructional video on our website for the best knife positions:

www.trioliet.com



Read dairy farmer Delisse's story at
www.trioliet.com/en/blog_stories

AVOID FEED SELECTION WITH THE CORRECT LOADING ORDER

The order in which the various components are loaded into the feed mixer is usually determined by farmyard logistics. If the concentrate silos are located next to the barn where the feed mixer is parked, most livestock farmers will start loading the feed and then the corn, grass or other components. However, for good mixing results, it is important to follow a specific loading order. Generally: 'from long and dry to short and wet'. First straw and hay, then grass. Only when the long, rough components are properly cut up should finer feed components be added, such as grains, minerals and proteins, then the wet by-products such as brewers grain or beet pulp, corn and finally the liquids. Components that need to be cut well must be loaded first.

Also, make sure that the mixing tub is not too full. Ideally, you should fill it no more than 4 inches below the rim. Overloading the mixer wagon has a negative effect on the mixing time and mixing quality.

The situation can, of course, vary per ration. Do you want to know what works best for you? Ask your Trioliet consultant for advice.



Watch the instructional film "How do I optimize my feed mixer" at www.trioliet.com



WEAR RING FOR MORE STABILITY AND EXTENDED SERVICE LIFE

Our feed mixers are developed and assembled at the factory in Oldenzaal (the Netherlands). There is a reason why we are famous for our robust machines offering an extended service life. Our feed mixers are equipped with a wear ring at the bottom of the mixing tub, where the pressure on

the wall is at its greatest. This reinforced steel ring ensures greater stability and a longer service life. It is precisely these details that make Trioliet feed mixers so durable, allowing you to enjoy them for as long as possible.



THE X-RANGE SERIES: ROBUST POWER- HOUSES FOR INTENSIVE USE

X-RANGE

The Solomix 2 series of 860 - 1,285 cu.ft. is available in a special Heavy-Duty configuration, the X-Range series. The X-Range series combines a robust construction with the best mixing quality and the lowest Total Cost of Ownership (TCO). The X-Range is extremely well suited for intensive use under harsh conditions. For instance, the X-Range Heavy-Duty configuration is often used on farms where hundreds of cows are fed several times a day and where therefore high demands are placed on the feed mixer.

The X-Range series are equipped with:

- ✓ Heavy-duty 1000 RPM drive line;
- ✓ Standard 7/8" Long Life "Quick Mix" augers;
- ✓ Mixing tub with 3/8" wall thickness and 5/8" wear ring;
- ✓ Heavy-duty chassis. The heavy-duty pendulum tandem offers high stability, perfectly follows the ground, and has been developed to support heavy loads day in and day out. Optional with forced steered tandem.

ESPECIALLY FOR LIVESTOCK FARMERS WITH COARSE RATIONS

The Solomix VLL feed mixer series easily processes long, fibrous feed, such as round and square bales, thanks to the conical design of the mixing tub. The tub is deep and narrow at the bottom so that the feed is pushed in a certain direction. With the help of the Trioform auger knives, long feed components, such as grass or hay, are cut into small pieces without any problems.

But the Solomix VLL series has even more advantages. The feed mixer is low and extremely maneuverable and therefore suitable for low and tight barns. This is because the wheels are located next to the mixing tub under the middle of the vessel. In addition, the shape of the augers is perfectly matched to the shape of the mixing tub and means that the augers require relatively little power because of their small diameter.

HIGH CAPACITY, RESTRICTED HEIGHT

The special shape of the mixing tub, in combination with the narrower augers, ensures that long, fibrous feed is effortlessly processed without requiring extra power. The Solomix VLL is available from 350 to 1,000 cu.ft. and is a feed mixer with a high capacity and restricted height. Ideal for older barns, for example.



The Solomix 2 is available with a building height of 2.40 meters and up.



TRIOMASTER S LEAVES A SUPER SMOOTH CUTTING SURFACE





TRIOMASTER S

The Triomaster S is an ideal loading and silage cutting implement for livestock farmers who like to administer their raw feed storage. The Triomaster S has a fixed knife that effortlessly punches through all types of silage without the feed becoming detached. The silage face remains intact and is not pinched or pulled loose, as is often the case with other silage grabbers. The cutting knife of the Triomaster S ensures that the cutting surface remains sufficiently smooth and dense so that the risk of heating is kept to a minimum. The Triomaster S is available in volumes of 80 and 146 cu.ft.



Triomaster S leaves a super smooth cutting surface

SHIFTRONIC



SHIFTRONIC FOR CORRECT AUGER SPEED AT THE RIGHT TIME

Large feed mixers require relatively high amounts of power and, thus, fuel. The Solomix 2 X-Range series (860 - 1,285 cu. ft.) therefore comes with a planetary gearbox as standard to address the power surges occurring during start-up and loading in particular. In addition to the standard planetary gearbox, Shifttronic 2 and 3-stage automatic PowerShift gearboxes are optionally available. The Shifttronic automatically shifts up and down in a few stages to the optimal auger speed for mixing and discharging.

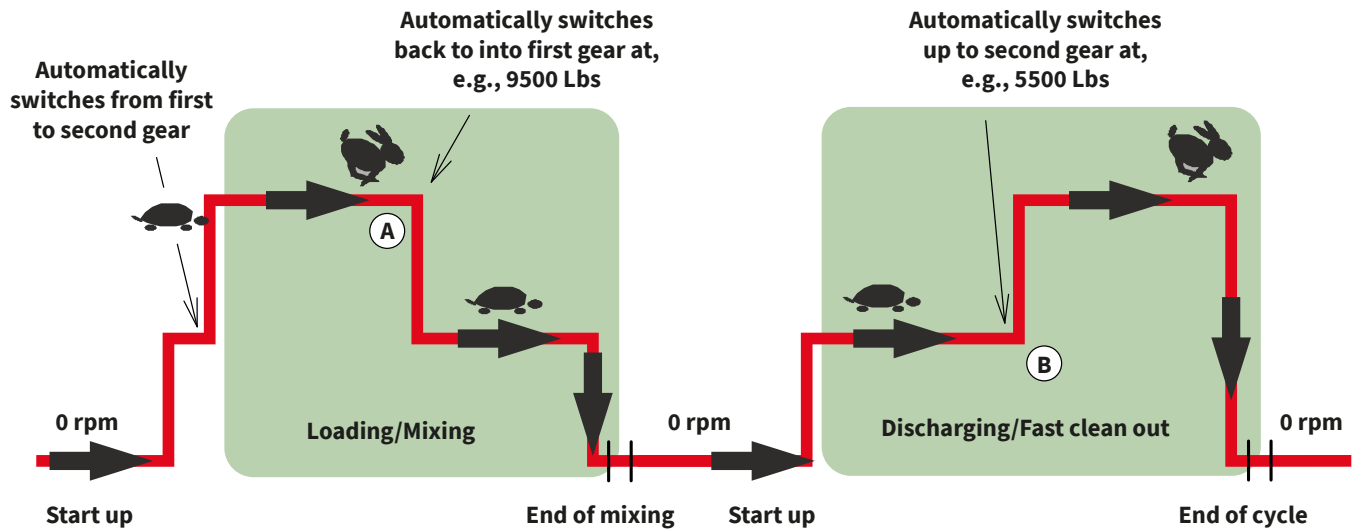
The Shifttronic automatically changes to a high or low auger speed on the basis of the weight. For example, the feed mixer starts up in a low gear and the auger speed is automatically increased during mixing with dry, light feed components, or it is reduced with heavy mixes. During discharging,

it shifts up again automatically in order to quickly and fully empty the wagon. The shifting moments are preprogrammed based on the specific ration weight. In this way, the Shifttronic saves considerably on fuel consumption. In addition, it extends the service life of the PTO driveline and the tractor because it runs continuously with the optimum torque. Especially for the large feed mixers with 2 augers, the Shifttronic is invaluable.

ADVANTAGES OF THE SHIFTRONIC:

- ✓ Changes up and down automatically when being loaded
- ✓ Extends the service life of the PTO driveline and the tractor
- ✓ Saves on fuel

THIS IS HOW THE SHIFTRONIC WORKS



"THE SHIFTRONIC SAVES ME AN HOUR OF TIME EACH DAY AND 25% IN FUEL."

Hans Luijck | rosé calf farmer




**25% LESS DIESEL CONSUMPTION
WITH SHIFTRONIC (AUTOMATIC) PLANETARY GEARBOX**

— *These days, dairy farmer Cees Middelweerd only needs 2.6 gallon of diesel an hour to run his 860 cu.ft. feed mixer. He mixes up two loads a day to feed his herd of 350 milk cows, plus another two loads every third day for his 220 heifers. That means the mixer wagon must process 130 tons or so of feed each week, making for approximately 1,000 operating hours annually. Since installing a Shifttronic automatic planetary gearbox, his fuel costs have dropped by an impressive 25%.*

Based on the previously selected weight, the Shifttronic shifts into the most optimal gear automatically, avoiding unnecessarily high speeds. Cees Middelweerd: “The augers start off at high speed, but slow down soon after. When processing coarse feed for the dry cows, however, the mixer wagon continues at the higher speed for longer. Fifteen minutes of mixing is already enough to achieve a nice homogeneous ration of grass silage, wheat, beet pulp and undegradable rapeseed meal. Another half an hour of mixing would cost more fuel as well.

"INVESTMENT HAS PAID FOR ITSELF IN LESS THAN TWO YEARS"

Cees Middelweerd | dairy farmer



350 dairy cows

I have calculated that this investment will have paid for itself within two years. This is mainly because of the total costs, such as labor, depreciation, maintenance and fuel; the major part goes to diesel. When the dealer alerted me to the Shifttronic planetary gearbox, it was an easy decision. It really works!"



For more stories, see our Blog

www.trioliet.com/en/blog_stories



The ration consists of grass silage, wheat, press pulp and undegradable forage rape

MODELS AND DISCHARGE OPTIONS



MACHINE MODELS

The Solomix 2 comes in different configurations.

A list of the various abbreviations:

- VLL** Discharging unit at the front of the machine.
Wheels beside the mixing tub
- VLH** Discharging unit at the front of the machine.
Wheels under the mixing tub.
- VLX** Heavy-Duty version of the VLH. Discharging unit at the front of the machine. Wheels under the mixing tub.
- ZK(X)** Dispensing through discharge doors at the side or back of the mixing tub. X = Heavy-duty version.
- P ZK(X)** Dispensing through discharge doors at the side and a straw blower. X = Heavy-Duty version.

DISCHARGING UNITS

The conveyor options on our VL feed mixers are 39 inches wide. In combination with the extra-wide opening of the discharge door, this promotes the flow of the feed and increases the discharge capacity considerably.

- B:** **Cross conveyor belt** with or without side-shift
- K:** **Cross conveyor chain** with or without side-shift
- C:** **Curved cross conveyor chain** with side-shift
- S:** **Cross conveyor chain** with a retractable “dog leg” conveyor

EXTREMELY HIGH DISCHARGE CAPACITY THANKS TO THE EXTRA-WIDE DISCHARGE DOOR AND 1-METER WIDE DISCHARGE UNIT.



A SUITABLE FEEDING SYSTEM FOR EVERY BARN

The most suitable discharge unit will depend on the conditions at your farm, of course. For example, the width of the feeding alley can affect your choice. We have a suitable feed mixer for every livestock farmer and every situation. Whether you have a wide or narrow feed alley, whether you feed with a conveyor belt or in bunks, and whether you have headlocks or feed rails. Tell us your needs.

FEEDING



FEEDING IN BUNKS

We have special discharge units with side-shift or retractable extension chain for feeding in troughs. This allows the cross conveyor belt or chain to be extended so that it is possible to discharge higher and further from the machine.

NARROW OR WIDE FEED ALLEY?

We have a suitable discharge unit for every farm situation. Ask about it at your certified Trioliet dealer.

**HIGH, LOW, WIDE OR NARROW
FEED ALLEY? NO PROBLEM!**

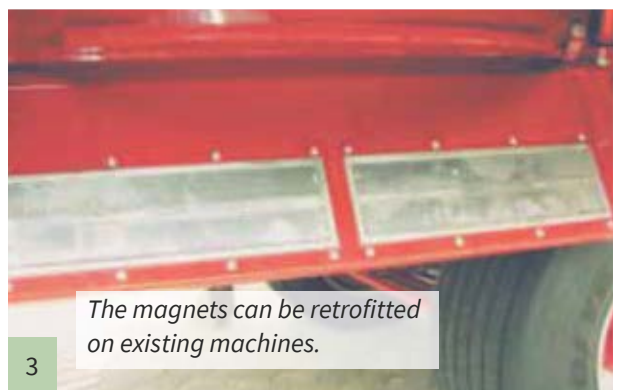


MAGNET IN MIXER WAGON PREVENTS HEALTH PROBLEMS

Each year, an estimated 12,000 cows in the Netherlands alone are injured by ingesting hardware that has entered their feed. Another four thousand cows die as a result of hardware disease. Wageningen University conducted research into the effects of ingestion of stray metal pieces and concluded that it costs dairy farmers millions of euros per year in medical treatments, mortality and lower milk production. However, there is a relatively simple and inexpensive solution: magnets in the feed mixer wagon.


Trioliet offers three types of magnet:

1. Auger magnets on the auger wing
2. Magnet rods for a cross conveyor belt or chain
3. Magnet strip on the discharge chute near a side discharge door



PREVENT HARDWARE DISEASE WITH MAGNETS





PREVENT HARDWARE DISEASE

MAGNET ON THE AUGER

Pim Lenferink knows that magnets can prevent significant injuries. He feeds his 135 dairy cows with a Trioliet feed mixer that is fitted with auger magnets. He was not aware of this product until his dealer explained he could place magnets on the augers. It was a purchase he definitely does not regret. He shows his ‘harvest’ on the kitchen table, picking out the most striking objects. This includes nails, barbed wire and screws. But other, sometimes indefinable, metal objects are also included in the collection. Some have extremely sharp edges and are as long as a ballpoint pen. You can imagine how these objects could cause a lot of injury to a cow. “Within a month we collected around thirty objects”,

explains Pim Lenferink. “Every day we find sharp metal objects on the magnet. We were so impressed that we immediately installed a magnet on the second auger.”

BIRDS COULD BE THE CULPRITS

How these metal objects enter the feed is shrouded in mystery. Pim: “They could be thrown by schoolchildren or passing motorists. But we have also heard that crows pick up these types of objects to build their nests and then drop them because they’re too heavy. Whatever it is, this collection is certainly food for thought. I didn’t know beforehand what the results would be.”

But I cannot imagine that other livestock farmers filter out all the sharp objects when preparing silage. After all, you can't know what you don't see. People often think they will find sharp objects in grass silage, but what about the by-products and the hay and straw bales?"

Lenferink recently made a striking discovery. The magnets were covered with a thick layer of metal grit – extremely small particles of metal, most probably from a batch of purchased concentrate feed.

Pim: "This doesn't immediately cause damage, but it shouldn't be in there. We would never have been able to retrieve it without the magnet. That just goes to show how important the magnets are. As far as I am concerned, this should be a standard feature of every feed mixer wagon, as it saves a great deal of animal suffering."




For more stories, see our Blog:

www.trioliet.com/en/blog_stories

MAGNET IN FEED MIXER PREVENTS A GREAT DEAL OF ANIMAL SUFFERING

Pim Lenferink | dairy farmer



135 dairy cows





Solomix P2 straw blower with spray unit for dust reduction.

SOLOMIX P2 WITH STRAW BLOWER

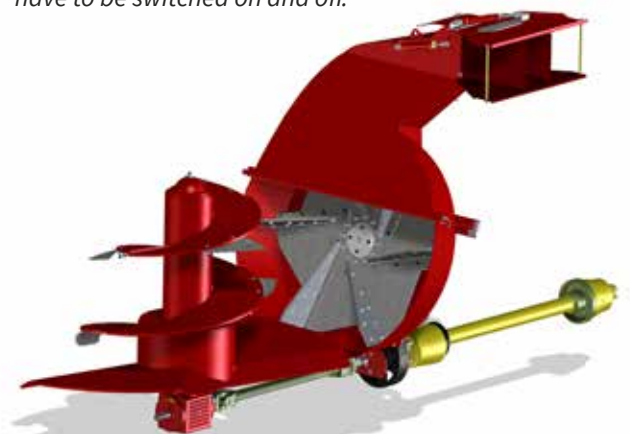
The Solomix P is a feed mixer with a straw blower. The powerful mechanically-driven straw blower is placed at the front of the mixer wagon and can spread straw up to 25 meters in depth. By default, the feed mixer is equipped with an electric remote control to operate all functions comfortably from the tractor cab. To minimize dust emissions, a spray unit with a water tank is available as an option. The blower casing is placed directly on the mixing tub for fast processing of large quantities of straw. This also allows the feed mixer to be more compact.





This blower is driven by multiple belts, so that the PTO shaft does not have to be switched on and off and the blower can run out freely after the work is done, without loading the drive line unnecessarily. Furthermore, the straw blower is equipped with removable blades for easy maintenance. The discharge opening of the blowing pipe can be controlled both horizontally and vertically to spread the straw in any desired area of the stable.

Mechanical drive with multiple drive belts so that PTO does not have to be switched on and off.



Easy to maintain thanks to the removable blades.

UNIQUE FEATURES OF THE SOLOMIX 2 **NEW EDITION**

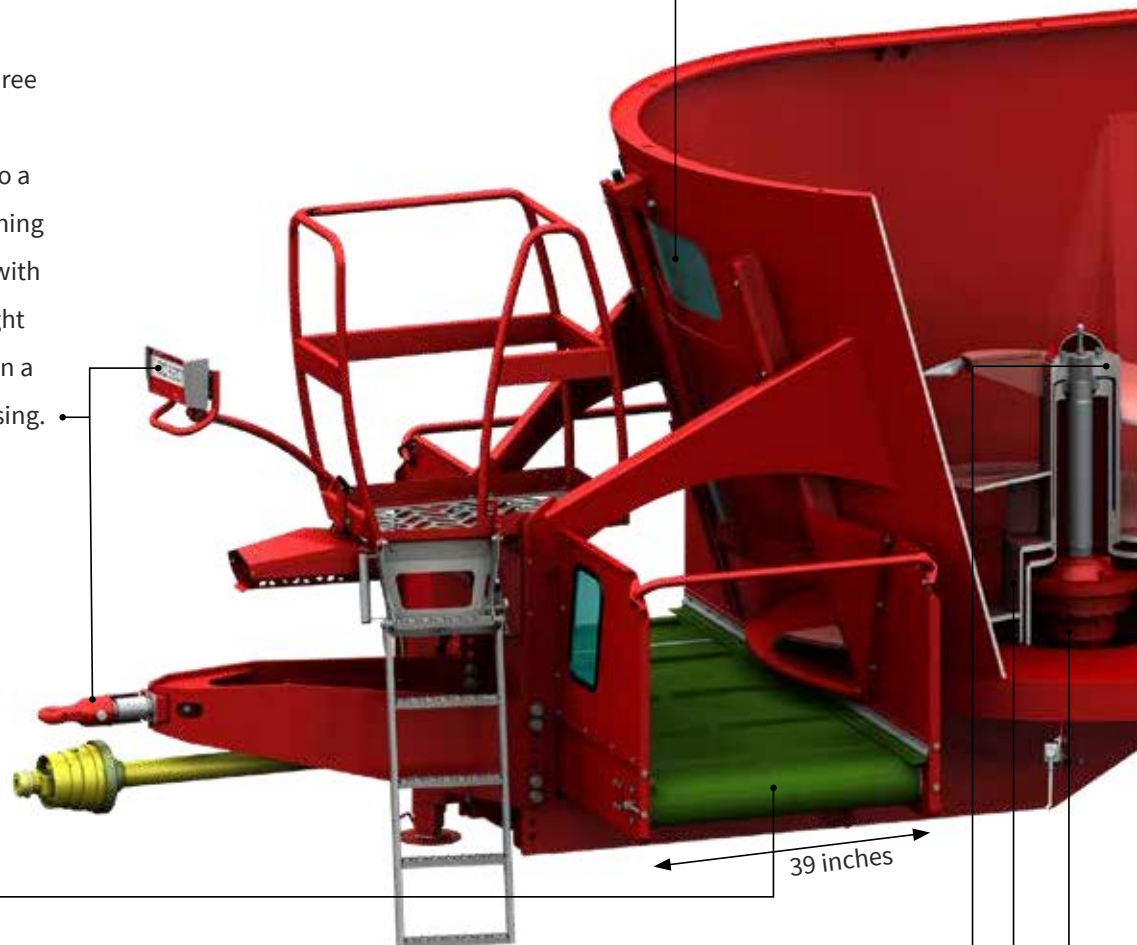


Unique mixing tub for a homogeneous mixture | The asymmetrical triangles ensure that the feed is also mixed in a horizontal direction. This so-called Dual-Flow principle delivers optimal and evenly mixed rations and ensures rapid, uniform discharge.

Large window | For optimal observation of the mixing process.

Unique weighing system | Three robust weighing bars ensure maximum stability. Thanks to a dual measurement per weighing bar, the weight is displayed with extreme precision. The bright LCD display is well shielded in a shockproof, waterproof housing.

Discharge capacity | Extremely high discharge capacity thanks to the extra-wide opening of the discharge door in conjunction with the extra-wide discharge unit.



Slim, stable auger column | The slim auger column is very stable because it is directly supported by the chassis underneath. In this way, the forces created during the mixing are properly dealt with.

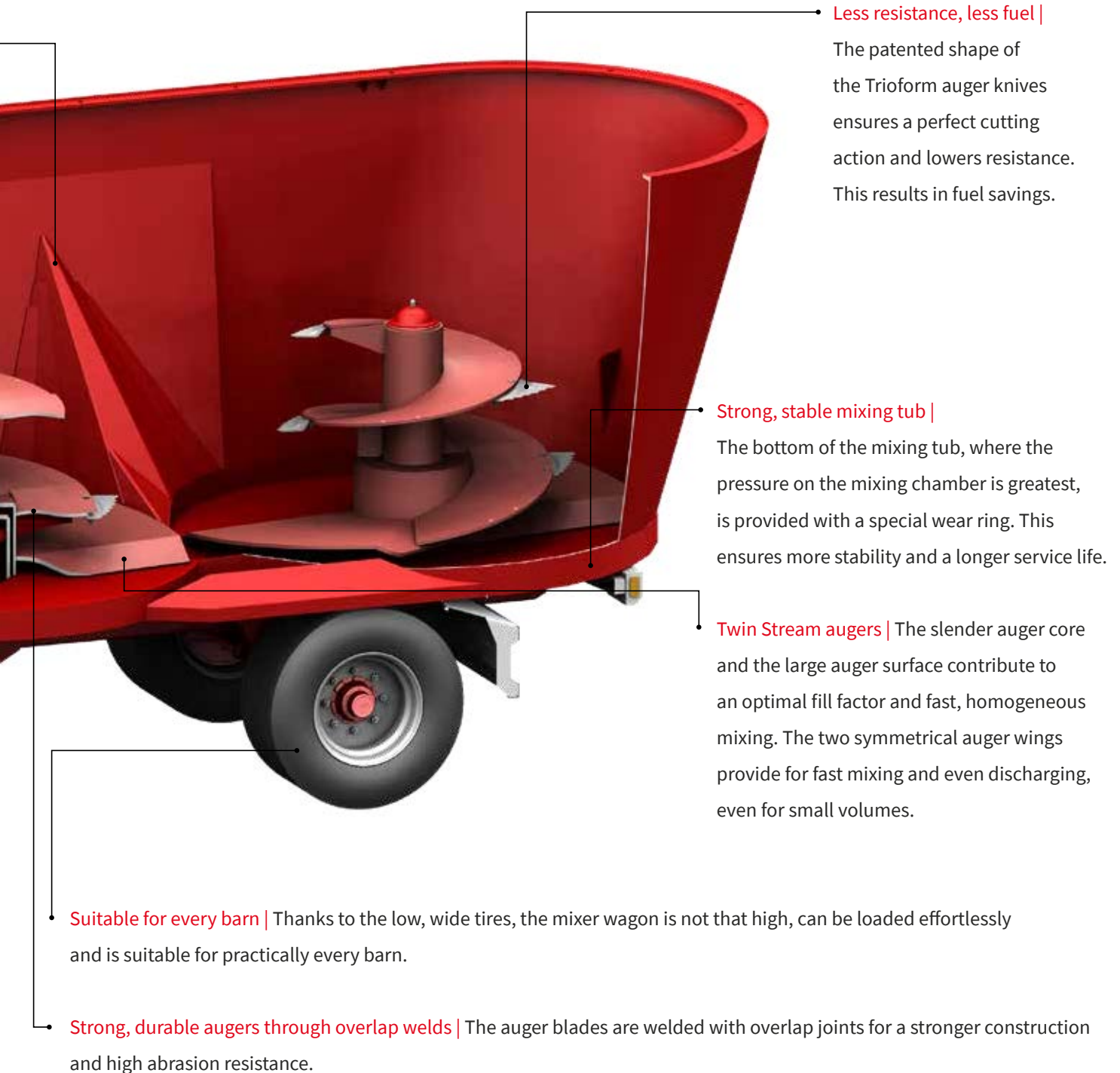
Heavy-duty drive line | The robust planetary gearboxes can handle large loads.

Unique auger bearing | When mixing feed, the two augers are subjected to large lateral and vertical forces, especially when round bales are processed. The large bearing distance guarantees optimum stability and therefore a long service life.

WATCH THE VIDEO:

"HOW DO I OPTIMIZE MY FEED MIXER"

AT TRIOLIET.COM



Less resistance, less fuel |

The patented shape of the Trioform auger knives ensures a perfect cutting action and lowers resistance. This results in fuel savings.

Strong, stable mixing tub |

The bottom of the mixing tub, where the pressure on the mixing chamber is greatest, is provided with a special wear ring. This ensures more stability and a longer service life.

Twin Stream augers |

The slender auger core and the large auger surface contribute to an optimal fill factor and fast, homogeneous mixing. The two symmetrical auger wings provide for fast mixing and even discharging, even for small volumes.

Suitable for every barn |

Thanks to the low, wide tires, the mixer wagon is not that high, can be loaded effortlessly and is suitable for practically every barn.

Strong, durable augers through overlap welds |

The auger blades are welded with overlap joints for a stronger construction and high abrasion resistance.



GET THE MOST FROM YOUR FEED MIXER WAGON

How do I use the feed mixer optimally? How do I ensure that I obtain the best mixed rations? When do I use a counter knife? What is the maximum amount of feed that I can load and how do I avoid high maintenance costs? We give some important tips in our instructional video. You will see that you can influence the mixing results and maintenance costs. When buying a Trioliet feed mixer you will receive this video on a USB stick, but you can also find it on our website www.trioliet.com.



*Download the
Trioliet Feeding Experience App*

LOWER COSTS WITH FEED MANAGEMENT

As a livestock farmer, you know that feed can be up to 50 percent of the cost. It is therefore important to remain critical. There is often a lot of room for improvement, even if you are already using precise amounts of feed. With good feed management, you can save more than 4% on daily feed costs.

A feed management program compares the predetermined ration with the amount of feed that is actually delivered. As a cattle farmer, you can use this data to pinpoint any deviations and thereby see where improvements are possible. You are given insight into the forage and feed concentrate costs compared to yield. These insights will help you to adjust where necessary.

SAVE 4% ON DAILY FEED COSTS

TRIOTRONIC WEIGHING SYSTEM

The Triotronic electronic weighing device is an indispensable tool in larger cattle farms to enable accurate feeding of the herd. Depending on the type of mixer wagon, the different Triotronic weighing devices are equipped with three or five robust weighing bars that provide maximum stability. Each weighing bar provides two weight measurements. The calculated average ensures a reliable weighing result. This also avoids errors due to peak loads.

WEIGHING INDICATORS

The weighing system comes standard with the Triotronic 2810V weighing indicator. This weighing indicator, equipped with a bright LCD display, shows the weight loaded into the feed mixer. The programmable version, the Triotronic 3610V, displays the weight per feed component, while maintaining the total weight. It is also possible to enter a target weight per component. A warning signal indicates when the target weight is reached.

The Triotronic 7600T is a programmable weighing indicator with touchscreen for the tractor cab. The touchscreen can be used to browse easily through the feed data and to switch quickly between components, rations, and animal groups. The large color display provides a perfect display of weight and ration information. Changes to the ration can be implemented quickly and easily from the tractor.



Triotronic 2810V weighing indicator



Triotronic 3610V programmable weighing indicator



Triotronic 7600T weighing indicator with touchscreen

The data transfer from the programmable weighing indicators to the TFM Tracker feed management program goes through a USB stick or WiFi.


There is also a version available for reading from a distance via the large remote display. This scrolling LED display is mounted to the front of the feed mixer and allows the weight to be easily read from afar when loading with a telescopic handler, wheel loader or tractor.

CAB CONTROL

In addition to weighing computers on the mixer wagon, it is also possible to read the weight from the loading vehicle with a Cab Control indicator. With Cab Control you always have a wireless view of the current weight, even for the silage pit or concentrate silos.

We offer three Cab Control (CC) options:

- 1. CC 300 App.** With this app on your smartphone or tablet, you can use WiFi to connect to the weighing system on your feed mixer. You can see the real-time weight on your phone or tablet in a radius of 295 feet around the mixer wagon. Suitable for Android and iOS.
- 2. CC 400 View.** The CC 400 View indicator allows you to validate the weighing system on the mixer wagon remotely, and to switch between net/gross and total weight (counting function). With a programmable weighing system, you can also switch between the different components.
- 3. CC 500 Touch.** With the CC 500 Touch indicator, you can validate the programmable weighing system on the feed mixer, switch between net/gross and total weight, select a programmed ration, and start and switch between the different components. In combination with a Triotronic 7600T weighing computer, the CC 500 Cab Control gets the same clear screen layout as the Triotronic 7600T with complete ration and component names on a backlit color touchscreen.



CC 300 App



CC 400 View



CC 500 Touch

GET THE MOST OUT OF YOUR MIXER WAGON



TFM TRACKER FEED MANAGEMENT

Get a grip on your feed costs



The TFM Tracker Feed management program provides a great deal of valuable information. This includes the rations, dry matter uptake and load precision, as well as the residual amount of feed and the stocks of forage and concentrate feed based on the rations used.

Graphs instantly provide an overview of the feed costs and the average over a given period. In addition, it is also possible to link certain feed management programs to other business management systems. In this case, for example, the feed data is linked to the milk production and the feed efficiency can be determined easily. In short, it gives answers to one of the most important questions “What is the return?”.

Trioliet offers different TFM Tracker versions:

- ✓ **TFM Tracker™ Dairy** feed management for dairy farmers (Basic, Lite, Pro and Pro+)
- ✓ **TFM Beef Tracker™** feed management for beef farmers (Pro and Pro+)
- ✓ **TFM Tracker™ Contractor** feed management for contract workers (Pro+)

TFM TRACKER™ DAIRY

The Basic version is ideal for cattle farmers who want to take a first step in the field of feed management. This is a simple, straightforward system that allows you to program the feed components, rations and animal groups into the computer, and then transfer the data to the feed mixer’s weighing computer. In the reports, you can see at a glance how much feed is actually loaded and fed compared to the planned ration, and you know what the dry matter intake per cow is. TFM Tracker™ Basic can be easily upgraded to Lite, Pro or Pro+ for functions, such as inventory management, feed-cost overview and the link with business management systems.



Do you know what your animals are eating?

TFM BEEF TRACKER™

TFM Beef Tracker offers many possibilities for beef farmers. The feed management system can track animals by group, generate reports using daily weight gain, and report on feed costs per increased weight. The system also has the ability to generate dry matter feed conversion and create a total summary report when delivering animals. A nice addition is the module for the feed dispenser score.

TFM TRACKER™ CONTRACTOR

TFM Tracker Contractor is specifically designed for contractors to manage and control the feed process for multiple customers. The workflow is easy to check, as it will generate all the feed times and weights. Based on these feed times and quantities, invoicing per customer is a breeze.



SMART SOLUTIONS

Our feeding systems are developed and assembled in our factory in The Netherlands. Quality and innovation are our top priorities. There is a reason why we are famous for our robust machines and their extended service life.

You are guaranteed a quality product when you choose Trioliet. We excel in technical ingenuity. Our R&D department consists of highly qualified engineers with an understanding of mechanical engineering. They have strong ties to the agricultural sector. That means we are always developing from the perspective of the user. New machines are thoroughly tested before they go into production. Every day, around 250 employees work to develop, improve and sell our feed systems, both at our headquarters in the Netherlands and in the field, at home and abroad. About 85% of our machines are exported to more than 50 countries. You can find Trioliet feeding machines in places like Germany, the United States, Mexico, Uruguay, Chile, Saudi Arabia, France, Ireland, China, Norway, Russia and Australia, to name but a few.



GREEN LABEL

Our aim in everything we design and produce is to be of service to the livestock farmer. Work lighting, time and fuel savings, a healthy herd and optimum mixing quality are just some of the priorities that we focus on. Naturally, we also pay careful attention to the environment and to living conditions. The products that make a significant contribution to sustainability are awarded the Green Label quality mark. Take, for example, the fuel-saving Shifttronic planetary gearbox, the Trioliet cutting unit or the dust-reducing water injection system on our straw blowers. You can recognize the Green Label quality mark by the sticker on the feed mixer.

Sustainability is also of paramount importance in our production process. For example, we are almost self-sufficient in electricity thanks to a solar panel roof of 2.5 acres. The solar energy generated is used directly for the production of our machines. In addition, we have the first energy-efficient, dual-coat powder coating installation in the world. Trioliet developed together with the supplier Gema and Akzo Nobel Coatings a new way of powder-coating which uses 50% less energy used than comparable installations. This is a global first.





A red feed mixer truck is the central focus, slightly out of focus. In the foreground, a dark-colored cow is partially visible on the left, and a large pile of brown feed is in the lower-left corner. The background shows a blurred green field under bright light.

***Our feed mixers offer -
more than just feeding
technology; they are
also about animal
welfare, cost savings
and a reduction in
fuel consumption***

SOLOMIX 2 VLL

Front discharging



TECHNICAL SPECIFICATIONS SOLOMIX 2 VLL

Solomix 2 VLL	1000	1200	1200L	1400	1600	1600L	1800	2000
Capacity cu.ft.	350"	430"	430"	500"	570"	570"	650"	715"
Length	219"	222"	256"	259"	261"	279"	281"	283"
Width	84"	85"	90"- 97"*	90"- 97"*	90"- 97"*	96"- 100"*	96"- 100"*	2.44-2.54*
Height	94"	105"	97"	109"	116"	102"	108"	116"
PTO Drive	540	540	540	540	540	540	540	540
Tractor power requirement HP (kW)	66 (48)	66 (48)	75 (55)	75 (55)	82 (60)	85 (62)	85 (62)	96 (70)
Tire size	315/80 R 22.5 (2 x)	315/80 R 22.5 (2 x)	385/65 R 22.5 (2 x)	385/65 R 22.5 (2 x)	385/65 R 22.5 (2 x)	385/65 R 22.5 (2 x)	385/65 R 22.5 (2 x)	385/65 R 22.5 (2 x)

* Width dimensions vary according to discharge unit.

Alternative height dimensions are available on request. Ask your dealer about the available options.

YOU CAN CHOOSE FROM A RANGE OF DISCHARGE UNITS:

- B: Cross conveyor belt*
- K: Cross conveyor chain*
- C: Curved cross conveyor chain with side-shift*
- S: Cross conveyor chain with a retractable extension chain*

SOLOMIX 2 VLL

Front discharging



TECHNICAL SPECIFICATIONS SOLOMIX 2 VLL

Solomix 2 VLL	2000L	2400	2800
Capacity cu.ft.	710	860	1000
Length	299"	302"	306"
Width	112"	112"	112"
Height	109"	118"	132"
PTO Drive	540	540	1,000
Tractor power requirement HP (kW)	102 (75)	109 (80)	120 (88)
Tire size	19.5 R 22.5 (2 x)	19.5 R 22.5 (2 x)	19.5 R 22.5 (2 x)

Alternative height dimensions are available on request.

YOU CAN CHOOSE FROM A RANGE OF DISCHARGE UNITS:

- B: Cross conveyor belt*
- K: Cross conveyor chain*
- C: Curved cross conveyor chain with side-shift*
- S: Cross conveyor chain with a retractable extension chain*

SOLOMIX 2 VLH

Front discharge with high discharge



TECHNICAL SPECIFICATIONS SOLOMIX 2 VLH

Solomix 2 VLH	1200	1400	1500	1600	1600L	1800	2000	2000L	2400
Capacity cu.ft.	430	500	540	570	570	650	715	715	860
Length	259"	265"	278"	279"	296"	298"	300"	315"	302"
Width	87"-95"*	87"-95"*	90"-96"*	90"-96"*	90"-97"*	90"-97"*	90"-97"*	96"-100"*	96"-100"*
Height	99"	108"	104"	109"	106"	111"	119"	106"	127"
PTO Drive	540	540	540	540	540	540	540	540	540
Tractor power requirement HP (kW)	82 (60)	82 (60)	85 (62)	85 (62)	102 (75)	102 (75)	102 (75)	112 (82)	109 (80)
Tire size	400/45 L 17.5 (2 x)	400/45 L 17.5 (2 x)	235/75 R 17.5 (4 x)	235/75 R 17.5 (2 x)	435/50 R 19.5 (2 x)	435/50 R 19.5 (2 x)	435/50 R 19.5 (2 x)	435/50 R 19.5 (2 x)	435/50 R 19.5 (2 x)

* Width dimensions vary according to discharge unit.

Alternative height dimensions are available on request. Ask your dealer about the available options.

YOU CAN CHOOSE FROM A RANGE OF DISCHARGE UNITS:

- B: Cross conveyor belt*
- K: Cross conveyor chain*
- C: Curved cross conveyor chain with side-shift*
- S: Cross conveyor chain with a retractable extension chain*

SOLOMIX 2 VLH-T

Front discharge with high discharge and tandem



TECHNICAL SPECIFICATIONS SOLOMIX 2 VLH-T

Solomix 2 VLH-T	1600L	1800	2000	2000L	2400
Capacity cu.ft.	570	650	715	715	860
Length	296"	298"	300"	315"	302"
Width	90"-97"*	90"-97"*	90"-97"*	96"-100"*	96"-100"*
Height	108"	113"	120"	108"	129"
PTO Drive	540	540	540	540	540
Tractor power requirement HP (kW)	102 (75)	102 (75)	102 (75)	112 (82)	109 (80)
Tire size	435/50 19.5 (4 x)	435/50 19.5 (4 x)	435/50 19.5 (4 x)	435/50 19.5 (4 x)	435/50 19.5 (4 x)

* Width dimensions vary according to discharge unit.

Alternative height dimensions are available on request. Ask your dealer about the available options.

YOU CAN CHOOSE FROM A RANGE OF DISCHARGE UNITS:

- B: Cross conveyor belt*
- K: Cross conveyor chain*
- C: Curved cross conveyor chain with side-shift*
- S: Cross conveyor chain with a retractable extension chain*

SOLOMIX 2 ZK

With side discharge doors



TECHNICAL SPECIFICATIONS SOLOMIX 2 ZK

Solomix 2 ZK	1200	1400	1500	1600	1600L	1800	2000	2000L	2400
Capacity cu.ft.	430	500	540	570	570	650	715	715	860
Length	236"	239"	250"	252"	268"	270"	272"	286"	274"
Width	88"	88"	92"	92"	97"	96"	96"	105"	99"
Height	99"	108"	105"	110"	106"	111"	119"	106"	127"
PTO Drive	540	540	540	540	540	540	540	540	540
Tractor power									
requirement HP (kW)	82 (60)	82 (60)	85 (62)	85 (62)	102 (75)	102 (75)	102 (75)	112 (82)	109 (80)
Tire size	400/45 L 17.5 (2 x)	400/45 L 17.5 (2 x)	235/75 R 17.5 (4 x)	235/75 R 17.5 (4 x)	435/50 R 19.5 (2 x)	435/50 R 19.5 (2 x)	435/50 R 19.5 (2 x)	435/50 R 19.5 (2 x)	435/50 R 19.5 (2 x)

Alternative height dimensions are available on request. Ask your dealer about the available options.

SOLOMIX 2 ZK-T

With side discharge door and tandem



TECHNICAL SPECIFICATIONS SOLOMIX 2 ZK-T

Solomix 2 ZK-T	1600L	1800	2000	2000L	2400
Capacity cu.ft.	570	650	715	715	860
Length	268"	270"	272"	286"	274"
Width	96"	96"	96"	105"	98"
Height	107"	113"	120"	107"	129"
PTO Drive	540	540	540	540	540
Tractor power requirement HP (kW)	102 (75)	102 (75)	102 (75)	112 (82)	109 (80)
Tire size	435/50 19.5 (4 x)	435/50 19.5 (4 x)	435/50 19.5 (4 x)	435/50 19.5 (4 x)	435/50 19.5 (4 x)

Alternative height dimensions are available on request. Ask your dealer about the available options.

SOLOMIX 2 VLX-T

Heavy-duty configuration with discharge unit on the front and tandem



TECHNICAL SPECIFICATIONS SOLOMIX 2 VLX-T

Solomix 2 VLX-T	2400L	2800	3200	3600*
Capacity cu.ft.	860	1,000	1,150	1,285
Length	327"	330"	346"	349"
Width	108"	108"	110"	118"
Height	120"	135"	135"	139"
PTO Drive	1,000	1,000	1,000	1,000
Tractor power requirement HP (kW)	120 (88)	130 (95)	150 (110)	177 (130)
Tire size	435/50 R 19.5 (4 x)	385/65 R 22.5 (4 x)	385/65 R 22.5 (4 x)	275/70 R 22.5 (8 x)

*Model 3600 is not available in all countries, please ask you dealer.

Alternative height dimensions are available on request. Ask your dealer about the available options.

YOU CAN CHOOSE FROM A RANGE OF DISCHARGE UNITS:

- B: Cross conveyor belt*
- K: Cross conveyor chain*
- C: Curved cross conveyor chain with side-shift*
- S: Cross conveyor chain with a retractable extension chain*

SOLOMIX 2 ZKX

Heavy-duty configuration with side discharge doors with or without tandem



TECHNICAL SPECIFICATIONS SOLOMIX 2 ZKX

Solomix 2 ZKX (T)	2400L	2400L T	2800	2800 T	3200 T	3600 T*
Capacity cu.ft.	860	860	1,000	1,000	1,150	1,285
Length	304"	304"	307"	307"	324"	326"
Width	109"	109"	109"	109"	117"	119"
Height	119"	120"	132"	135"	135"	139"
PTO Drive	1,000	1,000	1,000	1,000	1,000	1,000
Tractor power requirement HP (kW)	120 (88)	120 (88)	130 (95)	130 (95)	150 (110)	177 (130)
Tire size	275/70 R 22.5 (4 x)	435/50 R 19.5 (4 x)	315/80 R 22.5 (4 x)	385/65 R 22.5 (4 x)	385/65 R 22.5 (4 x)	275/70 R 22.5 (8 x)

*Model 3600 T is not available in all countries, please ask you dealer.

Alternative height dimensions are available on request. Ask your dealer about the available options.

SOLOMIX P2 ZK

With straw blower and side discharge doors



TECHNICAL SPECIFICATIONS SOLOMIX P2 ZK

Solomix P2 ZK	1200	1600	1800	2000	2400 T
Capacity cu.ft.	430	570	650	715	860
Length	248"	264"	282"	284"	287"
Width	88"	92"	97"	97"	97"
Height	99"	110"	111"	119"	129"
PTO Drive	540	540	540	540	540
Tractor power requirement HP (kW)	82 (60)	85 (62)	102 (75)	102 (75)	109 (80)
Tire size	400/45 L 17.5 (2 x)	400/45 L 17.5 (2 x)	435/50 R 19.5 (2 x)	435/50 R 19.5 (2 x)	435/50 R 19.5 (8 x)

SOLOMIX P2 ZKX-T

Heavy-duty configuration with straw blower, side discharge doors and tandem



TECHNICAL SPECIFICATIONS SOLOMIX P2 ZKX-T

Solomix P2 ZKX-T	2400L	2800
Capacity cu.ft.	860	1,000
Length	315"	317"
Width	109"	108"
Height	119"	135"
PTO Drive	1,000	1,000
Tractor power requirement HP (kW)	120 (88)	130 (95)
Tire size	435/50 19.5 (4 x)	385/65 22.5 (4 x)

*Model 3600 T is not available in all countries, please ask you dealer.

Alternative height dimensions are available on request. Ask your dealer about the available options.



1



2



3



7



8



9



13



14



15




19



OPTIONS

- | | | | |
|----|--|-----|--|
| 1. | Cross conveyor belt at the rear | 10. | Hinged magnet set for discharge unit |
| 2. | Discharge door at the rear | 11. | Automatically hinged discharge chute |
| 3. | Trionox liner sets | 12. | Side discharge doors rear (L and/or R) |
| 4. | Camera on the back of the feed mixer wagon | 13. | Electrical position sensor of the discharge door |
| 5. | Electric remote control | 14. | Adjustable elevating conveyor |
| 6. | Bowden cable control | 15. | Pre-mix discharge door |
| 7. | Rubber hay ring | 16. | Adjustable extension chain |
| 8. | Steel hay ring | 17. | Top knife |
| 9. | Auger magnet | 18. | LED lighting |



- 19. Spray unit for straw blower
- 20. Hydraulic support
- 21. Shifttronic 2-speed, under load switchable planetary gearbox
- 22. Shifttronic 3-speed, under load switchable planetary gearbox

ABOUT TRIOLIET



Our feeding systems are used intensively, requiring periodic maintenance. To be able to service your requirements quickly, we have an extensive worldwide dealer network. They are ready to advise and assist as required.

From our head office in Oldenzaal (The Netherlands), our own service engineers and installers offer support to the dealers.

The central parts warehouse plays an important role in this. We are able to supply (spare) parts all over the world within 24 hours, both from the head office in the Netherlands and from our warehouses in the United States and China. Our dealers periodically undergo training so they are always up to date with the most recent developments. Mechanics and sellers come to our head office from all over the world for technical and commercial training sessions at the Trioliet Training Centre.





Trioliet is a total supplier of premium feeding technology. Every day, thousands of cows all over the world are fed with our machines. For more than 70 years, our family business has grown into a global player. We view it as our duty to provide optimal, sustainable solutions for the mechanized and automated feeding of livestock on professional farms across the world. That means that designing new solutions and optimizing existing technologies are our highest priorities. We are able to offer custom made solutions for livestock farms throughout the world. To do this, we draw on our current extensive product range. Of course, we hope that we can be of service to you too.

A handwritten signature in blue ink, which appears to read "Robert Liet".

Robert Liet



TRIO LIET.COM

Trioliet. Invents for you.

TRIO LIET BV

Kleibultweg 59
NL-7575 BW Oldenzaal
The Netherlands
T (+31) 541 - 57 21 21
F (+31) 541 - 57 21 25
info@trioliet.com
04/20