

BUSH HOG®




*Performance
You Can
Count
On™*

CONSTRUCTION, LANDSCAPE & TILLAGE



Built
BUSH
HOG
TOUGH
in Selma Alabama





Index of Products

Construction

Pull Dirt Scrapers	2
Post Hole Diggers	4
Hydraulic Post Hole Diggers	6
Backhoes	8
Grapples	12
Log Grapples	16
Pallet Forks	18

Landscape

Compact Implements (Rear Blades, Box Blades, Tillers, Road Graders, Rakes)	20
Rear Mounted Blades	22
Box Blades	26
Road Graders	31
Landscape Rakes	35
Pulverizers	36
Pluggers	37
Fertilizer and Seed Spreaders	38
Manure Spreaders	39
Log Splitters	42
Wood Chippers	44

Tillage

Compact Implements (Standard Duty Subsoiler, Layoff Plow, Cultivator)	45
Rotary Tillers (See Landscape Section for Compact Tiller)	47
Lift Disc Harrows	49
Pull Disc Harrows	51
All Purpose Plows	53
Heavy Duty Subsoilers	55
Pasture Aerators	57

DSP SERIES **PULL DIRT SCRAPERS**



Bush Hog's new DSP Line of Pull-Type Drag Scrapers, with standard fixed axle or optional tilt axle, is ideal for moving large quantities of material, leveling, and finish grading. The DSP units come available in 8', 10' and 12' widths. DSP scrapers equipped with the optional tilt axle can do everything the standard axle does, as well as remove material on an angle for sloping, terracing and ditching. Material can be transferred by dragging it to nearby locations and raising the scraper to deposit the load. Surfaces can be graded and leveled by scraping material from high areas and allowing accumulated material to flow under the grader blade into lower areas. The DSP scrapers are designed for 70 to 125 horsepower tractors and have replaceable wear plates on the sides.

PULL DIRT SCRAPERS SPECIFICATIONS

Description	DSP8	DSP10	DSP12
Horsepower Rating	70 to 125		
Transport Width	97"	121"	145"
Working Width	96 3/16"	120 3/16"	144 3/16"
Capacity	1 3/4 cu. yds.	2 1/4 cu. yds.	2 3/4 cu yds.
Weight with Weight Box	without material in weight box		
Tilt Axle	1525	1645	1700
No Tilt Axle	1405	1525	1580
Weight of Material in Weight Box	760		
Depth of Box	39"		
Maximum Cutting Depth	5" below grade		
Dump Clearance	21"		
Maximum Tilt Depth To the Right	7"	7 5/8"	8 1/4"
Maximum Tilt angle	3 1/2°		
Tongue Construction	4" x 4" x 1/4" tubing		
Side Plate Construction	3/8" x 24 5/16" high x 39 3/4" deep		
Moldboard Construction	1/4" x 24 1/4" high when formed		
Cutting Edge	1/2" x 6" reversible & replaceable		
Cutting Edge Reinforcement	3" x 3" x 5/16" angle plus a 1/4" mold board = 9/16" at the cutting edge.		
Tires	New 9.5I x 15 8 PLY RIB TL on Rim 5 with 5.5 BHC		
Maximum Transport Speed	20 MPH		
Lift Cylinder	3 1/2" x 8" ASAE		
Tilt Cylinder	3 1/2" x 8" ASAE		

PHD SERIES **POST HOLE DIGGERS**



Model PHD2403 shown

Whether you need to drill holes for posts, tree plantings, structural support members, or other tasks, Bush Hog® has a post hole digger to meet your needs. Our three 2400 Series models fit both Cat. 1 and Cat. 2 tractors. Augers are offered in both standard and heavy duty versions in sizes from 6 inches to 24 inches depending on digger model. Tough soil penetration is no problem for the powerful Bush Hog® post hole diggers.



- Rugged gearbox construction
- Special alloy pinion gears and tapered roller bearings on both sides of each gear
- Shear pin driveline protection



PHD2401



PHD2402



Augers... the heart of the digger

- Bush Hog® offers both regular duty and heavy duty augers in a variety of sizes, from 6-inch to 24-inch depending on the model
- 2" Round hub connection
- Replaceable drill teeth
- Heavy duty augers are equipped with double-flighting for more cutting surfaces and faster, easier digging—especially in heavier soils

SPECIFICATIONS

Models	PHD2401	PHD2402	PHD2403
Auger Length	42" RD/48" HD	42" RD/48" HD	42" RD/48" HD
Auger Diameter	6 in., 9 in. or 12 in., Reg. Duty and Heavy Duty	6 in., 9 in. or 12 in. Reg. Duty; 6 in., 9 in., 12 in., 18 in. or 24 in. Heavy Duty	
Auger RPM	180	170	135
Type Hitch	Cat. I and II	Cat. I and II	Cat. I and II
Input RPM	540	540	540
Gear Ratio	3.00:1	3.18:1	4.00:1
Output Shaft	2 in. Diameter	2 in. Diameter	2 in. Diameter
Driveshaft	ASAE Cat. I	ASAE Cat. III	ASAE Cat. III
Hitch Yoke	2- 7/8 in. tubing	2- 7/8 in. tubing	3 in. tubing
Boom	2- 7/8 in. tubing	3- 1/2 in. tubing	3- 1/2 in. tubing with reinforcing rib
Component Protection	Shear bolt	Shear bolt	Shear bolt
Options (All Models)	Hydraulic Down Force Kit Parking Stand Auger Extensions		

PHD SERIES

HYDRAULIC POST HOLE DIGGERS

- Planetary Hydraulic drive features a high torque level to power the auger through the most demanding conditions.
- All augers are heavy industrial grade with 3/8" thick flights. Sized in diameters from 6" to 36" (depending on model), these are excellent for all soil conditions and solid rock.
- The Farm and Ranch PHDHF Series features a selection of mounting brackets for skid steer loaders and front end loaders.
- The Commercial Grade PHDHC Series features mounting brackets for excavators, skid steer loaders, backhoes and front end loaders.
- All mounting brackets have a dual swivel feature that keeps the auger vertical while digging.


SPECIFICATIONS						
Model	PHDHF15	PHDHF20	PHDHF30	PHDHC20	PHDHC30	PHDHC35
Drive Type	Planetary With Reversible Motor					
Shaft Output Size	2" Hex	2" Hex	2" Hex	2" Hex	2" Hex	2" Hex
Maximum Output Torque*	1419 FT. LBS.	1777 FT. LBS.	2632 FT. LBS.	2008 ft. lbs	2937 ft. lbs.	3582 ft. lbs.
Recommended Hyd. Flow	6 to 15 GPM	10 TO 20 GPM	15 TO 30 GPM	10 to 20	15 to 30	20 to 35
Max. System Pressure	3,000 PSI	3,000 PSI	3,000 PSI	3,000 PSI	3,000 PSI	3,000 PSI
Drive Protection	Hydraulic Relief Valve					
Hydraulic Hoses	1/2" x 8 ft. with 10 MB ends.					
Type of Mounts	Loader Bucket, Skid Steer Universal, Euro			Loader Bucket, Skid Steer Universal, Euro, backhoe		
Max. Auger Diameter (Rock)	N/A	9"	12"	24"	36"	36"
Max. Auger Diameter (Dirt)	18"	30"	36"	30"	36"	36"
Standard Digging Depth	48"	48"	48"	48"	48"	48"
Warranty	2 Years Limited			5 Years Limited		

*All values are theoretical. Specifications and models are subject to change without notice.



AVAILABLE AUGER TYPES

Note: Auger tips are available only in black. Shown in yellow for visual effect only.



HRAD*



HSRA*



HSDA**



T-POST**

* Available only for C-Series posthole diggers

** Available for both C & F-Series posthole diggers

XD SERIES **BACKHOES**



Break ground, not your back!

Easily access those tight work spaces and get down to some digging. Bush Hog®'s new line of XD series backhoes are designed for tractors ranging from 18 to 100 horsepower along with skid steers and mini skid steers depending on the model. Perfect for digging footers, trenches and all general landscaping and construction needs, the XD series backhoes deliver value and strong performance to your operation.



XD65C Performance Features

- Digging Depth (2 ft. flat bottom): 6'4"
- Overall Operating Height (fully raised): 91"
- Reach from Swing Post: 100"
- Bucket Rotation: 180°
- Swing Arc: 150°

Safety Features

- Stabilizer Width: 72"



XD SERIES BACKHOES



XD95EL
Extendable Backhoe
For Tractors 30-100 HP

The Bush Hog® digs even deeper with the Extendable XD95EL model. Capable of hydraulically extending an extra 24" to dig 11' 4" deep, the extendable dipper stick gives you the extra reach when you need it. When contracted, the bucket and dipper stick curl up tight to the boom for easy travel and compact storage.



XD600S
Xtreme Digger Skid Steer 6'

When you need to get down to work, start digging with the Bush Hog® XD600S. This skid steer-mounted backhoe is a single-stick that reaches 6 feet deep and is controlled from inside the cab. The XD600S keeps you trenching without the need of continually repositioning.

SPECIFICATIONS

Model	XD65C	XD65	XD75	XD95	XD95EL	
Transport Height (with boom fully retracted)	64.5"	63"	79"	92"	92"	
Transport Width (with stabilizers up)	41"	40"	42½"	42½"	42½"	
Loading Height (bucket at 60° rotation)	62"	62"	80"	89"	89"/104"	
Ground Clearance	8½"	10½"	10½"	10½"	10½"	
Transport Length	56"	68"	80"	81"	81"	
Transport Weight (base unit only - no bucket or mounts)	500 lbs.	575 lbs.	800 lbs.	850 lbs.	1000 lbs.	
Digging Depth (2 ft. flat bottom)	6'4"	6'4"	7'8"	9'4"	9'4"/11'4"	
Overall Operating Height (fully raised)	91"	92"	119"	135"	135"/152"	
Reach from Swing Post	100"	100"	123"	141"	141"/164"	
Bucket Rotation	180°	180°	180°	180°	180°	
Swing Arc	150°	180°	180°	180°	180°	
Stabilizer Width (Spread)	72"	74"	89"	89"	89"	
Stabilizer Width (Transport)	41"	40"	42½"	42½"	42½"	
Operating Pressure	1800 psi	1800 psi	2250 psi	2250 psi	2250 psi	
SAE* Dipper Boom Digging Force	1250 lbs.	1250 lbs.	2300 lbs.	3200 lbs.	3100/2200 lbs.	
SAE* Bucket Digging Force	2054 lbs.	2600 lbs.	3800 lbs.	3925 lbs.	3925 lbs.	
Boom Lift Capacity (end of dipper 3' from ground)	250 lbs.	385 lbs.	925 lbs.	750 lbs.	710/580 lbs.	
Hydraulic Volume Requirements	3½-6 gpm*	5-7 gpm*	5-7 gpm*	5-7 gpm*	5-7 gpm*	
Flow Divider	-	-	Included	Included	Included	
Recommended Tractor HP	18-28 HP	18-30 HP	30-60 HP	30-100 HP	30-100 HP	
Recommended Skidsteer Requirements	Mini Skidsteer	Mini Skidsteer	30-60	30-100	30-100	
Cylinder Diameters	Main Boom Cylinder Diameter	2.5	2.5	3.0	3.0	
	Dipper Cylinder Diameter	2.25	2.25	2.5	2.5	
	Bucket Cylinder Diameter	2.5 (x1)	2.0 (x2)	2.5 (x2)	2.5 (x2)	2.5 (x2)
	Swing Cylinder Diameter	2	2.25	2.5	2.5	2.5
	Stabilizer Cylinder Diameter	2	2.0	2.5	3.0	3.0
Extender Cylinder Diameter	-	-	-	-	1.75	
Bucket Sizes Available	9, 12, 15, 18	9, 12, 15, 18	9, 12, 15, 18, 24	9, 12, 15, 18, 24	9, 12, 15, 18, 24	
3 Point Hitch	n/a	Cat I (PT300)	Cat I (PT300) / Cat II (PT322)	Cat I (PT300) / Cat II (PT322)	Cat I (PT300) / Cat II (PT322)	

Bush Hog uses Pioneer style ball type hydraulic couplings for all tractor auxiliary connections. Substitutions must be made at the customers expense. Bush Hog backhoes are designed for two line open center hookup.

Built To Last.

XD65C

**For Tractors 18-28 HP
and Mini Skidsteer**



XD65

For Subcompact Tractors 18-30 HP

With a digging depth of 6 feet and an 8-foot reach, the XD65 gets down and dirty, breaking the frostline and finishing the job quickly.



XD95

For Tractors 30-100 HP

For contractors and landscapers that need to dig deep, but not in their pockets, the Bush Hog® XD95 makes the grade. The large XD95 extends the usefulness of 30-100 HP tractors with digging capabilities of 9 feet deep. Trenching for footings and excavating to spec becomes quick and easy without the added expense of a single-purpose excavator. The digging bucket is built using AR400-strength steel, ensuring rugged longevity.

XD75

For Midsize Tractors 30-60 HP

Digging 7.5 feet deep and reaching 10 feet across, the XD75 breaks ground and keeps on going. With an excavator-style curved boom and easy-to-use controls, the XD75 is ready to handle any ground conditions from topsoil to clay and gravel.



AG, BGR & BRGR SERIES **GRAPPLES**



Bush Hog's® AG, BGR, and BRGR-series grapples are built tough and help you make quick work of larger jobs. The AG and BGR grapples use an open bottom design to move brush and debris, rake, and dig without picking up dirt. The BRGR-series provides the operator with the grasp and hold abilities of a grapple, along with the storage capacity of a conventional bucket. Each model is designed to mount onto a universal skid steer mount. Let Bush Hog's® grapples help you get a grip on your work.



Brush Grapple Series (BRGR)

- Constructed of 1/2-inch top quality steel
- 3/8-inch solid quick attach plate
- 9-inch aggressive teeth
- Protected cylinders and hoses
- Extra wide opening for large capacity work
- Independent grapple arms for uneven loads
- Max. 100 HP for rubber tire machines
- Max. 80 HP for rubber track machines
- Fits all skid steers and tractors using the universal skid steer quick attach system

BRUSH GRAPPLE SPECIFICATIONS

Model Number	BRGR72	BRGR84
Overall Depth	37 1/2"	37 1/2"
Overall Height	25 1/2"	25 1/2"
Overall Width	6'	7'
Usable Depth	28"	28"
Usable Open Height	46 1/2"	46 1/2"
Usable Width	71"	83"
(in side end plates)		
Roll Back Angle	13 degrees	13 degrees
Weight	702 lbs.	787 lbs.
Number of Teeth	8	10
Attachment Method	Universal Skid Steer Quick Attach	
Paint Color	Black	Black

AG, BGR & BRGR SERIES GRAPPLES



Bucket Grapple Series (BGR)

- Constructed of 1/2-inch top quality steel
- 3/8-inch solid quick attach plate
- Protected cylinders and hoses
- Wide opening for large capacity work
- Independent grapple arm
- Solid bottom for materials
- Max. 100 HP for rubber tire machines
- Max. 80 HP for rubber track machines
- Fits all skid steers and tractors using the universal skid steer quick attach system

BUCKET GRAPPLE SPECIFICATIONS

	with teeth		without teeth	
Model Number	BGR72T	BGR84T	BGR72	BGR84
Overall Depth	39 1/4"	39 1/4"	39 1/4"	39 1/4"
Overall Height	24"	24"	24"	24"
Overall Width	6'	7'	6'	7'
Usable Depth	33 3/4"	33 3/4"	33 3/4"	33 3/4"
Usable Open Height	45 1/2"	45 1/2"	45 1/2"	45 1/2"
Usable Width	71"	83"	71"	83"
(in side end plates)				
Roll Back Angle	20 degrees	20 degrees	20 degrees	20 degrees
Weight	907 lbs.	993 lbs.	827 lbs.	903 lbs.
Number of Teeth	8	9		
Attachment Method	Universal Skid Steer Quick Attach			
Paint Color	Black	Black	Black	Black



Ag Grapple Series (AG)

- Replaceable 5/8" plow points
- 27" opening
- Not for skid steer use
- Light weight and rugged design for today's compact tractors with a maximum of 40 h.p.
- Compatible with Skid Steer, John Deere, and Euro Quick Attach Systems

AG GRAPPLE SPECIFICATIONS

Model Number	AGR60	AGR72
Overall Depth	25", closed	25", closed
Overall Height	37 3/4"	37 3/4"
Overall Width	5 FT.	6 FT.
Usable Depth	N/A	N/A
Usable Open Height	31"	31"
Usable Width	5 FT.	6 FT.
(in side end plates)		
Roll Back Angle	N/A	N/A
Weight	372 lbs	409 lbs
Number of Teeth	5	5
Attachment Method	Universal Skid Steer Quick Attach, Euro or John Deere	
Maximum Tractor h.p.	40	
Paint Color	R,G,O,B, BL, or Y	R,G,O,B, BL, or Y
R=Red, G= green, O= orange, B= blue, BL = black, Y = yellow		

LG SERIES
LOG GRAPPLES





LG320 Spring-Centered Log Grapple

Thick or thin, the grapple's tines fold together holding tight anything from 3 inches to 48 inches in diameter.

- Category 1 3PH Mount
- Dimensions: 51" x 52" x 43"
- Weight: 350 lbs
- Boom Lift Capacity: 3000 lbs
- Rotator Rating: 6750 lbs
- 180° Lockable Spring Return
- Grapple Opening: 3" - 48"
- Grapple Cylinder Clamp Force: 9400 lbs
- Recommended: 20-60 HP
- Hydraulic Flow: 5-10 gpm
- Hydraulic Pressure: 3000 psi



LG420 Spring-Centered Log Grapple

- Standard Skid Steer Quick Attach
- Dimensions: 51" x 52" x 44"
- Weight: 560 lbs
- Boom Lift Capacity: 3000 lbs
- Rotator Rating: 6750 lbs
- 180° Lockable Spring Return
- Grapple Opening: 3" - 48"
- Grapple Cylinder Clamp Force: 9400 lbs
- Recommended: 30-70 HP
- Hydraulic Flow: 5-10 gpm
- Hydraulic Pressure: 3000 psi



LG420X Log Grapple

360° Hydraulic Grapple Rotation

- Standard Skid Steer Quick Attach
- Dimensions: 51" x 52" x 47"
- Weight: 588 lbs
- Boom Lift Capacity: 3000 lbs
- Rotator Rating: 6750 lbs
- 360° Continuous Hydraulic
- Grapple Opening: 3" - 48"
- Grapple Cylinder Clamp Force: 9400 lbs
- Recommended: 30-70 HP
- Hydraulic Flow: 5-10 gpm
- Hydraulic Pressure: 3000 psi

PF SERIES **PALLET FORKS**



The PF series pallet forks can be used in a variety of applications, from around the farm to nurseries to construction sites, the PF series forks will save you time and money. Quickly and conveniently convert your tractor mounted or skid steer loader with a universal skid steer frame into a material handler and expand the utilization of existing machines. With a lift capacity of 4,000 pounds, the PF series pallet forks will handle the lifting for you.



PALLET FORK SPECIFICATIONS	
Overall Height	41 3/8"
Overall Width	45 5/16"
Overall Depth	60 3/8"
Fork Size	1 1/2" X 4"
Fork Length	48"
Fork Adjustable Width	Up to 44 3/8" Increments of 4"
Weight	308 lbs.
Max. Capacity	4,000 lbs.
Attachment Method	Universal Skid Steer Quick Attach, Euro or John Deere
Color	Black

PF MODEL

- 48" Fork length
- 4,000 lbs. Capacity
- 1 1/2" x 4" fork size
- Forks adjustable in 4" increments
- Step plate for easy access to cockpit of skid steer
- Models are compatible with Skid Steer, John Deere and Euro Quick Attach Systems

CRB, CBX, RTC, CRG, CLR SERIES

COMPACT IMPLEMENTS

REAR BLADES, BOX BLADES, TILLERS, ROAD GRADER, LANDSCAPE RAKES



Big performance for small tractors.

Bush Hog®'s compact tools are designed to do big things with small tractors up to 24 HP. All feature Bush Hog®'s legendary rugged construction and performance features that'll help you get the job done not just today or tomorrow, but for many years to come.

Compact Rear Blades



Available in major tractor colors!

MODELS	CRB48	CRB60	CRB72
Moldboard Widths	48 inches	60 inches	72 inches
Approximate Weight	136 lbs	150 lbs	164 lbs
Maximum Tractor HP	24 PTO	24 PTO	24 PTO
Type Hitch	ASAE Cat. I/QH	ASAE Cat. I/QH	ASAE Cat. I/QH
Moldboard Height and Thickness	12 inches x 1/4 inches	12 inches x 1/4 inches	12 inches x 1/4 inches
Moldboard Cutting Edge	3/8 x 3 inches	3/8 x 3 inches	3/8 x 3 inches
King Pin Diameter	1 1/4 inches	1 1/4 inches	1 1/4 inches
Angle Adjustment	15° & 30° Forward & Reverse	15° & 30° Forward & Reverse	15° & 30° Forward & Reverse
Warranty	1-year limited warranty		

Compact Tillers



MODELS	RTC50G
Total Width	53 inches
Working Width	48 inches
Number of Blades	6 blades per flange
Minimum Tractor HP	15 PTO
Type Hitch	ASAE Cat. I / QH
Offset	Center Mount
Number of Flanges	5
Rotor Speed	253 RPM/540 PTO
Type of Blades	C-type
Power to Rotor Transmission	Gear Drive
Depth of Cut	6 inches
Driveline	Slip Clutch Standard
Approximate Weight	374 lbs
Warranty	1-year limited machine warranty 5-year limited gearbox warranty

Compact Box Blades



MODELS	CBX48	CBX60
Working Width	48 inches	60 inches
Box Depth	12 inches	12 inches
Side End Plate Thickness	3/16 inches	3/16 inches
Scarifier Size	5/8 inches x 2 1/2 inches	5/8 inches x 2 1/2 inches
Number of Scarifier Teeth	4 teeth	5 teeth
Type Hitch	ASAE Cat. I/QH	ASAE Cat. I/QH
Cutting Edge	Reversible	Reversible
Number of Cutting Edges	2 Blades, Bolt on Reversible Cutting Edge	2 Blades, Bolt on Reversible Cutting Edge
Maximum Tractor HP	24 PTO	24 PTO
Approximate Weight	248 lbs	258 lbs
Warranty	1-year limited warranty	

Compact Landscape Rakes



MODELS	CLR48	CLR60
Working Width	48 inches	60 inches
Type Hitch	ASAE Cat. I / QH	ASAE Cat. I / QH
Maximum Tractor HP	24 PTO	24 PTO
Approximate Weight	126 lbs	143 lbs
Rake Pivot	18° and 36°	18° and 36°
Pivot King Pin	1 1/4 inches	1 1/4 inches
Tine Spacings	1 inch	1 inch
Tine Size	1 inch	1 inch
Warranty	1-year limited warranty	

Compact Road Grader



MODEL	CRG48
Hitch	238 lbs
Max. Tractor HP (PTO), 2WD/FWA	24/20
Working Width	48"
Weight (lbs.)	238
Side Panel Thickness	3/16"
Front Main Beam Construction	3" x 3" x 3/16"
Rear Beam Construction	2" x 2" x 11GA
Skid Shoe Construction	1/4" x 2" x 38 1/8", Replaceable
Scarifier Shanks	N/A
Cutting Edges	Two 3/8" x 6" bolt-on, replaceable and reversible heat-treated blades
Warranty	1-year limited warranty

REAR MOUNTED BLADES

4' TO 14' RUGGED BLADES



We can help you out of a tough scrape!

If you need a tool for landscaping, snow removal, feed lot work, ditching, terracing, dam building, road reconditioning, or general farm maintenance, a Bush Hog® Rear Mounted Blade is always the answer. Bush Hog® offers models ranging from light duty to heavy duty in a variety of widths, all engineered and built to provide years of service under demanding conditions at a very reasonable price. So if you find yourself facing a tough scrape, turn to Bush Hog® for performance you can count on!

Whether you're a homeowner, farmer, landscaper, or contractor, Bush Hog® has a blade for every job and every level of duty.

COMPACT REAR BLADE (CRB)

Bush Hog's compact rear blades are the ideal choice for light duty landscaping, driveway maintenance, or snow removal. These light duty blades are rated for use on two-wheel drive tractors up to 24 PTO horsepower and four-wheel drive tractors up to 15 PTO horsepower. The moldboard may be reversed for backfilling and angled left or right for use in a wide variety of applications. Tilting of the blade is achieved by adjustment of the tractor's 3-point hitch arms.



Available in 4, 5, and 6-foot operating widths.

35 SERIES BLADE

Whether you are a budget-minded landscape contractor considering a blade for your jobsite, or a homeowner interested in landscaping or snow removal, the 35 Series has what you're looking for. These utility blades are rated for use on two-wheel drive tractors up to 35 PTO horsepower and four-wheel drive tractors up to 30 PTO horsepower and feature tilt, angle, and offset adjustments in both forward and reverse positions.



Available in 4, 5, 6, and 7-foot operating widths.

50 SERIES BLADE

Ideal for jobsites, landscaping, and homeowners, the 50 Series is the preferred choice for those who need a 50 PTO horsepower rated blade with the features and capabilities of a much heavier unit. Rated for a maximum of 50 HP 2WD or 40 HP 4WD, the 50 Series blades feature tilt, angle, and offset adjustments in both forward and reverse positions.



Available in 6 and 7-foot operating widths.

70 SERIES BLADE

The medium-duty 70 Series Blades are designed for landscaping, road maintenance, and snow removal. These blades feature a heavy duty mainframe and high-strength, reinforced moldboards to ensure years of trouble-free performance. The 70 Series Blades are rated for use on two-wheel drive tractors up to 70 PTO horsepower and four-wheel drive tractors up to 55 PTO horsepower. These blades feature tilt, angle and offset adjustments in both forward and reverse positions.



Available in 6, 7, and 8-foot operating widths.

REAR MOUNTED BLADES

4' TO 14' RUGGED BLADES

91 SERIES BLADE

The rugged construction of the 91 Series Rear Blades make them ideal for a wide variety of applications, ranging from general road maintenance to ditching and terracing jobs.

These blades are recommended for use on two-wheel drive tractors up to 90 PTO horsepower and four-wheel drive tractors up to 70 PTO horsepower.

The 91 Series blades feature a number of tilt, angle, and offset adjustments in both the forward and reverse positions for the versatility to handle a variety of tough jobs.



Available in 7 and 8-foot operating widths.

100 & 160 SERIES BLADES

The 100 and 160 Series Rear Blades are the ideal choice for heavy-duty grading chores around the farm such as road construction, terracing, dam building, and cleaning out feed lots.

These blades offer a choice of manual or hydraulic tilt, angle, and offset adjustments. Moldboard can be reversed

for backfilling. They are rated for use on a wide range of 2WD and 4WD tractors, depending on blade width.

With their heavy-duty construction, the 100 & 160 Series Blades are engineered and built to meet the most demanding conditions.



100 Series
Available in 8 and 9-foot operating widths.

160 Series
Available in 8 and 10-foot operating widths

141 & 181 SERIES BLADES

Let Bush Hog®'s new 141 and 181-Series Blades give you the strength and durability to pave a new way. Perfect for road building and maintenance, snow removal, terracing, backfilling, and grading, these blades can handle any scrape. These new series of rear mounted blades are available in sizes ranging from 7-feet all the way up to 10-feet and recommended for tractors from 110 HP up to 180 HP. Standard features include 3-point ASAE Category II and Category III hitches with Quick Hitch compatibility, 4-inch King Pin, 1/2-inch x 6-inch cutting edges, and a 19-inch moldboard height. These blades also feature manual or hydraulic offset, angle, and tilt adjustments. Other available options include heavy duty skid shoes, as well as, heavily constructed end plates.



225 & 300 SERIES BLADES

The heavy-duty design and construction of the 225 and 300 Series make them ideal for the most rugged road maintenance and grading jobs. The precision-formed moldboards are reinforced to withstand the most demanding conditions and can be reversed for backfilling. These top-of-the-line blades are rated for use on higher horsepower tractors and feature standard all-hydraulic controls for ease of operation. The 225 and 300 Series are ready for heavy-duty action and give you the ability and confidence to tackle the toughest jobs.



225 Series
Available in 8, 10 and 12-foot operating widths.

300 Series (not shown).
Available in 12 and 14-foot operating widths.

REAR BLADE SPECIFICATIONS

SERIES	CRB	35	50	70	91	100	141	160	181	225	300	
Moldboard Width	4, 5, and 6-foot	4, 5, 6, and 7-foot	6 and 7-foot	6, 7, and 8-foot	7 and 8-foot	8 and 9-foot	8 and 9-foot	8 and 10-foot	9 and 10-foot	8, 10, and 12-foot	12 and 14-foot	
Moldboard Height and Thickness	12 x 1/4-inch	14.5 x 1/4-inch	15 7/8 x 1/4-inch	18 x 5/16-inch	16 x 3/8-inch	17 x 3/8-inch	19-Inches	18 x 1/2-inch	19-Inches	20 x 1/2-inch	20 x 1/2-inch	
Moldboard Cutting Edge	3/8 x 3-inches	1/2 x 3-inches	1/2 x 6-inches	1/2 x 6-inches	1/2 x 6-inches	1/2 x 6-inches	1/2 x 6-inches	1/2 x 6-inches	1/2 x 6-inches	1/2 x 6-inches	1/2 x 6-inches	
Hitch	3-Pt. Cat. I Cat. I Quick Hitch	3-Pt. Cat. I Cat. I Quick Hitch	3-Pt. Cat. I, Cat. I Quick Hitch	3-Pt. Cat. I & II, Quick Hitch	3-Pt. Cat. I & II, Quick Hitch	3-Pt. Cat. I & II, Cat II Quick Hitch	3-Pt. Cat. II, III & Quick Hitch	3-Pt. Cat. II & III, Quick Hitch	3-Pt. Cat. II, III & Quick Hitch	3-Pt. Cat. II & III, Quick Hitch	3-Pt. Cat. III & IV, Quick Hitch	
Approximate Weight	136-lbs. (4-ft.) 150-lbs. (5-ft.) 164-lbs. (6-ft.)	250-lbs. (4-ft.) 280-lbs. (5-ft.) 310-lbs. (6-ft.) 340-lbs. (7-ft.)	403-lbs. (6-ft.) 430-lbs. (7-ft.)	510-lbs. (6-ft.) 538-lbs. (7-ft.) 572-lbs. (8-ft.)	807-lbs. (7-ft.) 827-lbs. (8-ft.)	836-lbs. (8-ft.) 876-lbs. (9-ft.)	1145-lbs. (8-ft.) 1170-lbs. (9-ft.)	1586-lbs. (9-ft.) 1613-lbs. (10-ft.)	1339-lbs. (8-ft.) 1459-lbs. (10-ft.)	1586-lbs. (9-ft.) 1613-lbs. (10-ft.)	2120-lbs. (8-ft.) 2260-lbs. (10-ft.) 2400-lbs. (12-ft.)	3463-lbs. (12-ft.) 3603-lbs. (14-ft.)
Max. Tractor HP (PTO)		35(2WD), 30(4WD)	50(2WD), 40(4WD)	70(2WD), 55(4WD)	90(2WD), 70(4WD)	125(2WD), 80(4WD)	141(2WD), 110(4WD)	190(2WD), 160(4WD)	180(2WD), 140(4WD)	250(2WD), 225(4WD)	300(12'FT), 250(14'FT)	
2-Wheel Drive	24	35	50	70	90	125 95	141	190 160	180	250, 10-foot: 225 12-foot: 160	N/A	
Front Wheel Assist	15	30	40	55	70	105 80	110	160 135	140	225 200 160	12-foot: 300 DBHP 14-foot: 250 DBHP	
King Pin Diameter	1 1/4-inch Grade 8	1 1/4-inch Grade 8	1 1/4-inch Grade 8	1 1/4-inch Grade 8	3-inches	3-inches	4-inches	4-inches	4-inches	4 1/2-inches	5-inches	
Tilt Adjustment	3-Pt. Hitch	15° up or down	15° up or down	30° up or down	15° up or down (manual or hydraulic)	15° up or down (manual or hydraulic)	15° up or down (manual or hydraulic)	15° up or down (manual or hydraulic)	15° up or down (manual or hydraulic)	15° up or down (hydraulic)	15° up or down (hydraulic)	
Offset Adjustment	None	12-inches left or right (manual)	23-inches left or right (manual)	18-inches left or right (manual or hyd.)	30-inches left or right (manual or hyd.)	30-inches left or right (manual or hyd.)	37-inches left or right (manual or hyd.)	37-inches left or right (manual or hyd.)	37-inches left or right (manual or hyd.)	46-inches left or right (hydraulic)	50-inches left or right (hydraulic)	
Angle Adjustment	5 forward positions up to 30°, 3 reverse positions up to 15°	5 forward positions up to 30°, 3 reverse positions up to 15°	5 forward positions up to 30°, 3 reverse positions up to 15°	5 forward positions up to 45°, 5 reverse positions up to 15°	45° left or right in forward position, 20° left or right in rev. position (manual or hydraulic)	45° left or right in forward and reverse position, manual or hydraulic	45° left or right (manual or hydraulic)	45° left or right (in forward and reverse position, manual or hyd.)	45° left or right (in forward and reverse position, manual or hyd.)	45° left or right (in forward and reverse position, manual or hyd.)	45° left or right (in forward and reverse position, hydraulic)	
Skid Shoes	N/A	N/A	N/A	N/A	Optional	Optional	Optional	Optional	Optional	Optional	Optional	
End Plates	N/A	N/A	N/A	N/A	N/A	Optional	Optional	Optional	Optional	Optional	Optional	
Parking Stand	N/A	N/A	Standard	Standard	Standard	Standard	Standard	Standard	Standard	Standard	Standard	
Hydraulics	N/A	N/A	N/A	N/A	Optional	Optional	Optional	Optional	Optional	Standard	Standard	

All Specifications subject to change without notice. Note: 225 and 300 Series blades not warranted for use on track-type tractors.

BBX SERIES
BOX BLADES



More tools to handle the landscaping chores of homeowners and compact tractor owners...

Bush Hog® now offers a light-duty, full-size box blade line, along with a series of compact road graders that expand the work capabilities of your small, compact and subcompact tractors. Bush Hog® is committed to providing you more reasons to get out of the house and go to work. The dirt around your house or workplace better look out... things are going to be moving!

Built To Last.



LANDSCAPE

LIGHT-DUTY BOX BLADE SPECIFICATIONS

Models	BBX48	BBX60	BBX65	BBX72
Working Width	48"	60"	65"	72"
Moldboard Height	15 ⁵ / ₈ "	15 ⁵ / ₈ "	15 ⁵ / ₈ "	15 ⁵ / ₈ "
Box Depth	22"	22"	22"	22"
Overall Depth	27"	27"	27"	27"
Overall Height	33"	33"	33"	33"
Overall Width	49"	61"	67"	73"
Side Sheet Thickness	1/4"	1/4"	1/4"	1/4"
Scarifier Size	5/8" x 2 1/2"			
Number of Scarifier Teeth	4	5	5	6
Hitch	Cat. 1 Std. and QH			
Lower Hitch	Single lug			
Cutting Edge (Reversible)	3/8" x 6"			
Number of Blades	2	2	2	2
Max. HP Requirement 2 WD	40			
Max. HP Requirement 4 WD	30			
A-Frame	Bolt-on			
Scarifier Box	4" x 4" x 1/4"			
Weight (pounds)	260	325	375	390

SBX & MBX SERIES
BOX BLADES



Quality-Built Tools for Rugged Landscaping Chores

Bush Hog® landscape tools are built tough to handle tough jobs. Whether you're a farmer, rancher, professional landscaper or construction contractor, Bush Hog® has the right tool for the job. All offer heavy-duty construction, with special features to make your job a little easier. And because they wear the Bush Hog® brand, you can rely on them to provide years of trouble-free performance. Trust Bush Hog® to help you get the job done right!

SBX BOX BLADES

The Bush Hog® SBX Series Box Blades are exceptional tools when the job requires grading, leveling or back filling. The scarifiers have three adjustable height positions and replaceable heat-treated tips for extended wear. Two 1/2 x 6-inch heat-treated, reversible and replaceable cutting edges smooth even the roughest ground. Rated for use on 2WD tractors up to 50 PTO horsepower and 4WD tractors up to 35 PTO horsepower, these box blades provide excellent value for the price.



SPECIFICATIONS

MODEL	Width	No. of Scarifiers	Weight
SBX48	48 in.	4	430 lbs.
SBX60	60 in.	5	490 lbs.
SBX65	65 in.	5	510 lbs.
SBX72	72 in.	6	550 lbs.
SBX78	78 in.	6	580 lbs.
SBX84	84 in.	6	610 lbs.

SPECIFICATIONS SUBJECT TO CHANGE WITHOUT NOTICE

MBX BOX BLADES

Bush Hog's MBX Series Medium Duty Box Blades are the ideal choice for use around the farm or by landscape contractors on the jobsite. These box blades are rated for use on 2WD tractors up to 65 PTO horsepower and 4WD tractors up to 55 PTO horsepower with a Cat. I or II 3-point hitch. They feature a heavy duty A-frame, heat-treated scarifier shanks, and a swinging tailgate to provide years of trouble-free performance. Whether you are grading driveways, cleaning out barns, or leveling a construction jobsite, these medium duty box blades are sure to meet your needs.



SPECIFICATIONS

MODEL	Width	No. of Scarifiers	Weight
MBX60	60 in.	5	580 lbs.
MBX72	72 in.	6	640 lbs.
MBX84	84 in.	6	710 lbs.
MBX96	96 in.	6	790 lbs.

SPECIFICATIONS SUBJECT TO CHANGE WITHOUT NOTICE

RO SERIES

ROLLOVER BOX BLADES

With the ability to perform three different functions, Bush Hog's Rollover Box Blade is one of the most versatile implements for landscapers. In the first position the heat-treated reversible cutting edge is ideal for grading the material. In the second position, backfilling can be easily accomplished. Finally, in the third position, heavy duty scarifier shanks give you plenty of ripping ability when breaking up compacted ground. What makes this tool more valuable is that all three positions can be changed from the tractor seat. These rollover box blades are rated for use on 2WD tractors up to 60 PTO horsepower and 4WD tractors up to 45 PTO horsepower.



LANDSCAPE

SPECIFICATIONS

MODEL	Width	Number of Scarifiers	Weight
RO-600	60 in.	5	630 lbs.
RO-650	65 in.	5	680 lbs.
RO-720	72 in.	6	710 lbs.

SPECIFICATIONS SUBJECT TO CHANGE WITHOUT NOTICE

RG SERIES
ROAD GRADERS

Built To Last.



LANDSCAPE

Potholes beware! Bush Hog®'s line of road graders smooth out your ride and return your dirt, gravel or slag roads to like-new condition. Designed with two offset and angled scraper blades within a boxed frame, these Bush Hog® road graders cut off material from the high spots in your road and deposit the material in the low lying areas, thereby leveling the surface. Our RG series road graders are available in 5', 6' and 7' operating widths and are designed for use on tractors up to 50 horsepower. When you encounter the toughest road conditions and even more material needs to be cut and moved to level the surface, scarifier shanks with replaceable hardened tips are available on each road grader to rip the soil up to depths of 2-3/8". In addition to maintaining existing roads, these road graders can be used in countless other applications such as road building, landscaping, building and maintaining baseball fields and horse arenas, to name a few. Let Bush Hog®'s road graders level out your work areas!

RG SERIES ROAD GRADERS



Scarifiers can rip soil up to 2-3/8" deep.



Dual, replaceable and reversible 1/2" x 6" cutting edges.



Full length, replaceable skids.

ROAD GRADER SPECIFICATIONS

Model Number	RG60	RG72	RG84
Hitch	Cat. 1 Std and QH		
Recommended HP, 2WD / (FWA)	50 / (40)		
Working Width	60"	72"	84"
Weight (lbs.)	500	571	642
Side Panel Thickness	3/16"		
Front Main Beam Construction	4" x 4" x 5/16" wall		
Rear Beam Construction	2-1/2" x 2-1/2" x 3/16" wall		
Skid Shoe Construction	3/8" x 2-1/2" x 46-3/4" long		
Scarifier Shanks	Three position shanks with dimpled-on hardened tips		
Number of Scarifier Shanks	4	6	6
Cutting Edges	Two 1/2" x 6" bolt-on, replaceable and reversible heat-treated blades		

Key Product Specifications:

- Cat. 1 hitch, quick hitch compatible
- Strong tubular steel frame construction
- Offered in 5', 6' and 7' working widths
- 13-3/4" side skirt depth for moving large volumes of loose material
- Three-position shanks with replaceable hardened tips
- Dual, replaceable and reversible 1/2" x 6" heat-treated cutting edges
- Full length, replaceable skids
- Available in tractor colors

HDRG SERIES
ROAD GRADERS

Built To Last.



LANDSCAPE

The new Bush Hog® Heavy Duty Road Grader is available in 7-foot and 8-foot operating widths. The HDRG's heavy duty construction boasts a weight of up to 828-lbs., enabling it to tackle any grading job. The HDRG's design features all-welded construction, a max rating up to 90 HP, and two offset and angled scraper blades that are vertically adjustable. The vertical blade adjustment system provides the user the ability to adjust the cutting depth to compensate for blade wear and tear. Heat treated plow point scarifier shanks enable the HDRG to rip through most any earthen surface when grading driveways, fire lanes, and maintaining/building dirt or gravel roads.

HDRG SERIES ROAD GRADERS



Four-position hardened steel shanks



HDRG84 Shown

LANDSCAPE

Key Product Specifications

- Category I, II Quick Hitch Compatible
- All Welded Steel Frame Construction
- Cutting Edge Height Adjustment
- Recommended for up to 90 HP
- Four Position Adjustable Scarifier Shanks
- Dual Replaceable and Reversible Heat-treated Cutting Edges
- Available in Tractor Colors


SPECIFICATIONS

Models	HDRG84	HDRG96
Hitch	3-Pt. Cat I & II QH	3-Pt. Cat I & II QH
Recommended HP	90 (2WD), 70 (4WD)	90 (2WD), 70 (4WD)
Working Width	84-inches	96-inches
Side Panel Thickness	3/16-inch	3/16-inch
Front Main Beam	4-inches x 4-inches x 3/8-inch	
Rear Beam Construction	4-inches x 4-inches x 1/4-inch	
Skid Shoe Construction	1/2-inch x 2 1/2-inches	
Scarifier Shanks	Four Position Shanks with Hardened Tips	
Number of Scarifier Shanks	6	8
Cutting Edges	1/2-inch x 6-inches Bolt on Replaceable & Reversible Heat Treated Blades	

LLR & MLR SERIES
LANDSCAPE RAKES

Built To Last.

Bush Hog®'s line of landscape rakes are the perfect tools for removing debris or giving an area that “groomed look.” Perfect for jobs ranging from brush removal to grooming horse arenas, this tool is available in both a light duty model for tractors up to 30 PTO HP and a medium duty model for tractors up to 50 PTO HP. One-inch spacing between the heat-treated tines allows you to easily remove sticks, small rocks and other unwanted material. An optional gauge wheel is available for both models and the medium duty model offers a ratchet or hydraulic cylinder option to control angle adjustment. All units feature 360° pivot ability with angle adjustment of the rake, and a king pin size of 1-1/4 inches. With a Category I hitch, and in sizes from 60 to 96-inch widths, there is sure to be a Bush Hog® Landscape Rake to match your requirements.



LANDSCAPE

SPECIFICATIONS					
MODEL	Width	Weight	MODEL	Width	Weight
LLR60	60 in.	205 lbs.	MLR72	72 in.	325 lbs.
LLR72	72 in.	225 lbs.	MLR84	84 in.	345 lbs.
LLR84	84 in.	245 lbs.	MLR96	96 in.	365 lbs.

SPECIFICATIONS SUBJECT TO CHANGE WITHOUT NOTICE

PVB & PVS SERIES PULVERIZERS

After the heavy material has been removed, a Bush Hog® Pulverizer becomes the perfect tool to prepare a seedbed. The steel shanks break up compacted soil, while the heavy roller pulverizes large clumps and prepares the area for seeding. This tool is ideal for the professional landscaper/contractor who requires clean, level ground in one pass. Available in 60, 72 and 84 inch widths, with one or two rollers and featuring a Category I hitch, there is sure to be a Bush Hog® Pulverizer to match your requirements.



SPECIFICATIONS

MODEL	Width	No. of Rollers	Weight
PVB-600 PVS-600	60 in.	1	530 lbs.
PVB-602 PVS-602	60 in.	2	640 lbs.
PVB-660 PVS-660	66 in.	1	560 lbs.
PVB-662 PVS-662	66 in.	2	680 lbs.
PVB-720 PVS-720	72 in.	1	590 lbs.
PVB-722 PVS-722	72 in.	2	720 lbs.
PVB-840 PVS-840	84 in.	1	650 lbs.
PVB-842 PVS-842	84 in.	2	790 lbs.

SPECIFICATIONS SUBJECT TO CHANGE WITHOUT NOTICE

PVB = Bar Shanks PVS = Spike Shanks

PG & MPG SERIES
PLUGGERS

Built To Last.

The Bush Hog® Pluggers are literally designed to get to “the root of the problem.” The 3/4-inch spoons provide excellent soil penetration, allowing nutrients and air to reach the turf’s root system. A 1-1/4 inch diameter shaft with greasable sleeves supports the independent hubs. The frame is designed as a weight box so that additional weight may be added to increase down pressure when the soil is heavily compacted. All models are rated for tractors up to 60 PTO HP with a Category I three point hitch. Optional slicing knives are also available.



You get consistent plugs up to 3/4-inch to promote root growth.

SPECIFICATIONS			
MODEL	Width	Hubs	Weight
PG-600	60 in.	8	350 lbs.
PG-720	72 in.	10	390 lbs.
MPG-600	60 in.	10	460 lbs.
MPG-720	72 in.	12	500 lbs.



SPECIFICATIONS SUBJECT TO CHANGE WITHOUT NOTICE

LANDSCAPE

FSP SERIES

FERTILIZER AND SEED SPREADERS



LANDSCAPE

The Bush Hog® three point hitch fertilizer spreaders have bottom opening gates for accurate flow rates. Variable gate position openings and fine adjustments ensure material drops on different positions of the spinning disc. This produces a center, right and left pattern. The polyethylene hopper offers long lasting protection from the deteriorating effects of fertilizer. For further resistance to deterioration, the distribution fins are electroplated and the paint is powder coat for hardness and durability. The FSP models can also be used to distribute seeds. The FSP-500 has a weight capacity of 500 lbs, and the FSP-800 has a weight capacity of 800 lbs.

MS SERIES
MANURE SPREADERS

Built To Last.




LANDSCAPE



MS-G SERIES

MANURE SPREADERS

GROUND DRIVEN



PICK A COLOR
TO MATCH
YOUR TRACTOR



MS250G

Recommended 15-25 HP

- 25 Bushel Heaped Capacity (31.25 cu.ft.)
- Ground Drive
- 6 x 12/5 Tires/Bolts
- 8 Paddles
- 510 Lbs. Total Weight W/Tires
- 34 Lbs. Tongue Weight
- Box Dim. (LxWxH) 72" x 26" x 15"
- Dim. (LxWxH) 117" x 48" x 29"



MS500G

Recommended 15-30 HP

- 50 Bushel Heaped Capacity (62.5 cu.ft.)
- Ground Drive
- 7.6 x 15/5 Tires/Bolts
- 10 Paddles
- 795 Lbs. Total Weight W/Tires
- 50 Lbs. Tongue Weight
- Box Dim. (LxWxH) 89" x 32" x 17"
- Dim. (LxWxH) 156" x 57" x 35.5"



MS800G

Recommended 20-45 HP

- 80 Bushel Heaped Capacity (100 cu.ft.)
- Ground Drive
- 7.6 x 15/5 Tires/Bolts
- 10 Paddles
- 920 Lbs. Total Weight W/Tires
- 56 Lbs. Tongue Weight
- Box Dim. (LxWxH) 102" x 38" x 20"
- Dim. (LxWxH) 168" x 63" x 37"

Ground Driven – For vehicles without PTO capabilities

MS-G Manure spreaders offer simplicity and reliability for applications where a PTO doesn't exist. Offering a full size range, MS-G ground drive units can be used with vehicles such as ATVs, UTVs or even lawn tractors. Traction implement tires are standard on GROUND DRIVE units to ensure the torque is there for a fine, consistent spread.

Built To Last.

MS-P SERIES

MANURE SPREADERS

PTO DRIVEN



MS500P

Recommended 18-30 HP

- 50 Bushel Heaped Capacity (62.5 cu.ft.)
- PTO Drive
- 7.6 x 15/5 Tires/Bolts
- 10 Paddles
- 795 Lbs. Total Weight W/Tires
- 50 Lbs. Tongue Weight
- Box Dim. (LxWxH) 89" x 32" x 17"
- Dim. (LxWxH) 156" x 57" x 35.5"



MS800P

Recommended 25-45 HP

- 80 Bushel Heaped Capacity (100 cu.ft.)
- PTO Drive
- 7.6 x 15/5 Tires/Bolts
- 10 Paddles
- 920 Lbs. Total Weight W/Tires
- 56 Lbs. Tongue Weight
- Box Dim. (LxWxH) 102" x 38" x 20"
- Dim. (LxWxH) 168" x 63" x 37"



MS1300P

Recommended 45-75 HP

- 130 Bushel Heaped Capacity (162.5 cu.ft.)
- PTO Drive
- 11L-15SL/6 Tires/Bolts
- 10 Replaceable Paddles
- 2180 Lbs. (est) Total Weight W/Tires
- 330 Lbs. (est) Tongue Weight
- Box Dim. (LxWxH) 130" x 48" x 23"
- Dim. (LxWxH) 214" x 79" x 42"



MS1300X

Recommended 45-75 HP

- 11R22.5/8 Retread Tires/Bolts
- 130 Bushel Heaped Capacity (162.5 cu.ft.)
- PTO Drive
- 10 Replaceable Paddles
- 2500 Lbs. Total Weight W/Tires
- 330 (est) Lbs. Tongue Weight
- Box Dim. (LxWxH) 130" x 48" x 23"
- Dim. (LxWxH) 214" x 90" x 48"
- MS1300X Model features large diameter retread tire designed for bigger tractors and smoother towing/spreading. Low cost replacement using retreads

PTO Driven – For vehicles with PTO power

PTO DRIVE MS-P SERIES manure spreaders offer increased power and spreading consistency combined with ease of use. PTO DRIVE models harness the power of your tractor to deliver capacities of 50, 80 and 130 bushels to your field. Connected by belt and pulley, the driveshaft and gear box deliver efficient power to the beaters.

LS SERIES

SKID STEER LOG SPLITTERS

LANDSCAPE



LS2024IS (inverted)

20 Ton 24" Splitting Length

- 4"/24" Cylinder Diameter/Stroke
- Inverse Horizontal Splitter Orientation
- 10 GPM Recommended Minimum Hydraulic Flow
- Dimensions (LxWxH) 66" x 36" x 22"
- Weight 339 lbs.
- Average Cycle 6.62 seconds*
- Full Cycle 13.24 seconds*
- Optional 4 Way Wedge: W4120
- Built-in stripper plates

*depends on flow from tractor/skidsteer



LS2536IS (inverted)

25 Ton 36" Splitting Length

- 4.5"/36" Cylinder Diameter/Stroke
- Inverse Horizontal Splitter Orientation
- 13 GPM Recommended Minimum Hydraulic Flow
- Dimensions (LxWxH) 96" x 36" x 22"
- Weight 585 lbs.
- Average Cycle 11.43 seconds*
- Full Cycle 22.86 seconds*
- Optional 4 Way Wedge: W4130
- Built-in stripper plates

*depends on flow from tractor/skidsteer



LS2024S

20 Ton 24" Splitting Length

- 4"/24" Cylinder Diameter/Stroke
- Horizontal Splitter Orientation
- 10 GPM Recommended Minimum Hydraulic Flow
- Dimensions (LxWxH) 66" x 36" x 22"
- Weight 370 lbs.
- Optional 4-Way wedge: W4120
- Average Cycle 6.62 seconds*
- Full Cycle 13.24 seconds*

*depends on flow from tractor/skidsteer



LS2536S

25 Ton 36" Splitting Length

- 4.5"/36" Cylinder Diameter/Stroke
- Horizontal Splitter Orientation
- 13 GPM Recommended Minimum Hydraulic Flow
- Dimensions (LxWxH) 90" x 36" x 22"
- Weight 680 lbs.
- Optional 4-Way wedge: W4130
- Average Cycle 11.43 seconds*
- Full Cycle 22.86 seconds*

*depends on flow from tractor/skidsteer



LS3124S

31 Ton 24" Splitting Length

- 5"/24" Cylinder Diameter/Stroke
- Horizontal Splitter Orientation
- 16 GPM Recommended Minimum Hydraulic Flow
- Dimensions (LxWxH) 68" x 36" x 24"
- Weight 480 lbs.
- Optional 4-Way wedge: W4130
- Average Cycle 9.73 seconds*
- Full Cycle 19.47 seconds*

*depends on flow from tractor/skidsteer



LS2024X (horizontal and vertical)

20 Ton 24" Splitting Length

- 4"/24" Cylinder Diameter/Stroke
- Horizontal & Vertical Splitter Orientation
- 10 GPM Recommended Minimum Hydraulic Flow
- Dimensions (LxWxH) 96" x 36" x 26"
- Weight 375 lbs.
- Optional 4-Way wedge: W4120
- Average Cycle 6.62 seconds*
- Full Cycle 13.24 seconds*

*depends on flow from tractor/skidsteer

XC SERIES

XTREME CHIPPER SKID STEER WOOD CHIPPER

LANDSCAPE



XC42S Xtreme Chipper Skid Steer

Hydraulically powered

Get the most out of your equipment with the practical XC42S Skid Steer Mounted Wood Chipper. The hydraulically-driven XC42S is powered directly from the skid steer's external ports, providing plenty of chipping action. The XC42S is capable of chipping 4-inch diameter logs with its heavy-duty rotor and 2 hardened tool steel reversible cutting blades. The skid steer mount makes the XC42S easy to attach so you can switch from a bucket to chipper quickly and easily.

- 4" Diameter Capacity (Max. 10" Slab)
- 4" x 10" Chipper Housing Opening
- 25" Rotor with 2 Knives at 74 lbs.
- 65" Discharge Hood Height
- 740 lbs. Total Weight
- Dimensions (LxWxH) 80" x 57" x 72"
- 25gpm recommended flow
- 20-30gpm flow range



SS, LP, 1RCV SERIES

COMPACT IMPLEMENTS**3-POINT SUBSOILER, LAYOFF PLOW & CULTIVATOR****SS1 3-PT Standard Duty Subsoiler**

The new 3-point standard duty subsoiler from Bush Hog® is the right tool for you when breaking up a hardpan developed over years of use. This subsoiler is available with a single shank equipped with a replaceable tip capable of ripping the soil a depth of 19 inches. The beveled edge of the high carbon steel shank, combined with a heat-treated replaceable plow point, allows you to cut through the soil with minimal ground disturbance; shear pin protection is provided. The SS1 is designed for 25-45 HP tractors with Cat I Standard and Quick Hitch.

**LP Layoff Plow**

Once a field has been broken and disked, the Bush Hog® LP Layoff Plow is used to make rows where crops are planted. The LP has a single, wide prong with a replaceable tip used to lay off and create a bed where you can plant your crops. After the rows are made, the planting can begin. In addition, the Bush Hog® LP Layoff Plow can be used for digging root type vegetables such as potatoes. The layoff plow is designed for 25-45 HP tractors with Cat I Standard and Quick Hitch.



SS, LP, 1RCV SERIES

COMPACT IMPLEMENTS

3-POINT SUBSOILER, LAYOFF PLOW & CULTIVATOR



1RVC Cultivator

The Bush Hog® 1RVC Cultivator is ideal for aerating, stirring and pulverizing the soil to remove weeds, prepare the ground before planting, or loosen the soil after the crop has begun to grow. The 1RVC has 6 shanks with replaceable tips and is designed for 25-45 HP tractors with Cat I Standard and Quick Hitch. The 1RVC has mounting holes in place for seed planters made by Covington® or Cole. This feature allows for reduced trips over the field and makes the implement even more valuable to you.

COMPACT IMPLEMENTS SPECIFICATIONS

Model	SS1	LP	1RCV
Description	Subsoiler	Layoff Plow	Cultivator
Hitch	Cat. I Standard and Quick Hitch	Cat. I Standard and Quick Hitch	Cat. I Standard and Quick Hitch
Overall width	32 3/8"	32 3/8"	57 7/8"
Overall height	50"	38"	41 3/16"
Engine Horsepower	25-45	25-45	25-45
Weight (lbs.)	113	75	171
Shank size	3/4" x 6"	3/4" x 4"	3/8" x 1 3/4"
Number of Shanks	1	1	6
Cutting Point	1/2" x 2 1/2" x 12"	16" x 4.75mm	1/4" x 2 1/2" x 11

AVAILABLE IN MAJOR TRACTOR COLORS

Built To Last.

RT SERIES

ROTARY TILLERS

AVAILABLE IN 2 SERIES OF GEAR DRIVEN TILLERS

RTX ROTARY TILLER FEATURES:

- Bush Hog's heaviest built tiller
- For the toughest jobs
- For higher HP tractors
- Gear drive
- Heavy duty A-frame hitch
- Heavy duty rotor with larger blades

One year machine limited warranty with a 5 year limited warranty on the center and side gearboxes (years 2-5, parts only).



RTX SERIES ROTARY TILLERS


85 and 92 inch tilling widths
for 50-90 PTO HP tractors



RTG ROTARY TILLER FEATURES:

- Rugged construction
- Heavy-duty gearboxes
- Direct gear drive
- Replaceable skids
- Shielded drivelines

One year machine limited warranty with a 5 year limited warranty on the center and side gearboxes (years 3-5, parts only).



RTG SERIES ROTARY TILLERS

59, 70 1/2, and 82 1/2 inch tilling widths
for 25-65 PTO HP tractors

Units available in both
forward rotation (RTG) and
reverse rotation (RTGR) models

RT SERIES


ROTARY TILLERS

AVAILABLE IN 2 SERIES OF GEAR DRIVEN TILLERS



RT60GR shown above

Gear drive with oil bath in side gearbox is more durable than a chain drive that will wear and could break.



SPECIFICATIONS

SERIES	RTG/RTGR	RTX
Tilling Width	59, 70 1/2, 82 1/2-inches	85 and 92 inches
Tractor PTO HP Requirements	25 - 65	50 - 90
Hitch	ASAE Cat 1, Standard and Quick Hitch	ASAE Cat 1, Standard and Quick Hitch
Blades	L-shaped	L-shaped
Number of Blades	42, 54, 66	54, 60
Rotor Speed	211 RPM/540 PTO	235 RPM/540 PTO
Power to Rotor Transmission	Gear Drive, Single Speed	Gear Drive, Single Speed
# of Flanges on Rotor	7, 9, 11	9, 10
*Depth of Cut	Adjustable to 7" maximum with skid shoe	10" maximum
Driveline Protection	Slip Clutch	Slip Clutch
Weight Range	673 to 831 lbs.	1094 to 1149 lbs.
Warranty	1-year machine limited 5-year limited on input and side gearboxes	

* May require additional passes depending upon soil type

SPECIFICATIONS SUBJECT TO CHANGE WITHOUT NOTICE

Built To Last.

D SERIES

LIFT DISC HARROWS

3 MODELS FROM 60 TO 118" WIDTH

1D Series



2D Series



3D Series



TILLAGE

D SERIES

LIFT DISC HARROWS

3 MODELS FROM 60 TO 118" WIDTH



Bearing hangers reinforced with gussets



Easy-to-grasp handle for simple gang adjustment



Notched discs for maximum cutting action

Key Product Specifications:

- Square and rectangle tube steel frames and gang tubes
- Adjustable gang angles, front and rear, using an easy-to-grasp handle
- Cat 1 standard and quick hitch on the 1D and 2D series, along with Cat 1 and 2 standard and quick hitch on the 3D series
- Variable Blade Spacings Available:
 - 9" front and rear gangs for tough-to-cut "New Ground"
 - 7-1/2" front and rear gangs for finer soil finishing
 - 9" front gangs / 7-1/2" rear gangs – the best of both worlds
- Self-aligning, sealed ball bearings
- Notched disc blades for maximum cutting action
- 1" square, high carbon steel gang axle on the 1D and 2D series, with a 1-1/8" square, high carbon steel gang axle used on the 3D series
- Available in tractor colors
- Optional disc scrapers

LIFT DISC HARROW SPECIFICATIONS

Description	1D60	1D78	2D78	2D96	3D96	3D118
Drawbar horsepower requirement	35 hp		65 hp		95 hp	
Hitch type	Cat. 1 Std and QH				Cat. 1 and 2 Std and QH	
Max. cultivation width	60"	78"	78"	96"	96"	118"
Approx weight load on each blade	35-38	30-32	39-43	39-41	53-59	52-57
Disc blade sizes Notched	16" OR 18"		18" OR 20"		20" OR 22"	
Disc blade spacing	9" Front, 7-1/2" Rear or 9" Front/Rear or 7-1/2" Front/Rear					
Disc bearing type	Self-aligning, sealed ball bearings					
Number of bearings	2 PER GANG					
Forward gang angle adjustment	Front Gangs – 0, 7, 14, 21 degrees					
Rear gang angle adjustment	Rear Gangs – 7, 14, 21 degrees					
Mainframe front tube construction	2" Square Tubing		2-1/2" Square Tubing		3" Square Tubing	
Gang arm construction	3" x 1-1/2" Tubing		3" x 2" Tubing		4" x 3" Tubing	
Gang axles	1" Square, high carbon steel				1-1/8" Square, high carbon steel	
Disc scrapers	Optional					

DHP SERIES

PULL DISC HARROWS

8, 10 AND 12' WIDTHS

Built To Last.



Bush Hog®'s new Pull Disc Harrows, the DHP Series, are designed for pulverizing soil, seed bed preparation and general tillage. Solid built units available in widths of 8', 10' and 12', the DHP line of disc harrows are ideally suited for use by small farmers, food plot managers, ranchers, construction crews and nursery operators.

The DHP Series units share many features available on larger, more expensive models, including front-to-rear leveling, a depth control system, adjustable-gang angles, and streamlined tubular gang hangers.

Multiple blade spacing options are available with your DHP Series Pull Disc harrows. Blade spacings of 7-1/2" allow for fine, finish discing needed for seedbed preparation or 9 inches for breaking up and fracturing "new ground" or a combination of the two. Six multiple blade spacing options for each model are available with your DHP Series Pull Disc Harrows; 20" or 22" notched discs at each of following spacing options: 7.5" front & rear, 9" front & rear, 9" front and 7.5" rear. High strength 1-1/8" square gang axles, combined with tough gang components, and triple lip sealed ball bearings, ensure the DHP models are ready for the toughest jobs. Put a Bush Hog® DHP disc harrow to work for you today.

PULL DISC HARROWS**8, 10 AND 12' WIDTHS****PULL DISC HARROWS SPECIFICATIONS**

Model	DHP8	DHP10	DHP12
Drawbar horsepower requirement	40-65 hp	45-100 hp	55-100 hp
Hitch type	Pull-type w/clevis & hole for 1 1/4" pin		
Approximate transport width	8'-10"	10'-10"	12'-4"
Max. cultivation width	8'-6"	10'-6"	12'
Mainframe width	60"	93 1/2"	93 1/2"
Approx weight load on each blade (lbs.)	95-114	84-98	78-90
Disc blade sizes and types	20" or 22" Notched		
Disc blade spacing	7.5" or 9" or a combination of both		
Disc bearing type	Triple lip sealed ball bearings		
Number of bearings	8	12	12
Forward gang angle adjustment	15, 16.5, 18, 19.5, 21 Degrees		
Rear gang angle adjustment	12, 13.5, 15, 16.5, 18 Degrees		
Hitch frame construction	4" x 4" x 1/4" tubing		
Slide mainframe construction	4" x 3" x 1/4" tubing		
Mainframe front & rear tube construction	5" x 3" x 1/4" tubing		
Mainframe middle tube construction	4" x 3" x 1/4" tubing		
Gang arm construction	4" x 3" x 1/4" tubing		
Gang axles	1 1/8" Square, High Carbon Steel		
Front to rear leveling system	Manual crank adjustment		
Depth control	Cylinder stroke control spacers		
Hydraulic cylinder	3- 1/2" x 8" ASAE hydraulic cylinder		
Transport tires and wheels	Two 9.5L x 15 tires on 15" x 6" - 5 bolt wheels		
Parking jack	Standard		
Options	Disc Scrapers, Center Sweep Kit, Dual Wheel Transport Kit		

APP SERIES

ALL PURPOSE PLOWS

3, 5, 7 AND 9-SHANK MODELS

Built To Last.



A simple tool to do serious work...

Bush Hog's new line of All Purpose Plows help you tackle a wide range of ground breaking tasks. These field cultivators break up, cultivate and aerate the ground in agricultural fields, food plots, gardens or anywhere you need to get something growing. Spring loaded, auto-reset shanks allow you to go where other tools cannot... stumps, rocks and other obstacles will not keep you from breaking up "new" ground or reclaiming "old" ground. With 3, 5, 7 and 9-shank models available, Bush Hog® has an All Purpose Plow to meet your ground breaking needs.

APP SERIES

ALL PURPOSE PLOWS

3, 5, 7 AND 9-SHANK MODELS



Spring loaded, auto-reset shanks protect the implement when obstacles such as rocks, stumps or roots are encountered in rough ground.



Heat treated shanks with replaceable points; points are 1080 high carbon steel hardened to 38-44 Rockwell C.



Easily adjustable shank spacing in 1" increments; heavy gauge 2 1/2" x 2 1/2" x 3/8" angle iron frame.

SPECIFICATIONS

Models	APP48-3	APP60-5	APP66-5	APP66-7	APP85-7	APP85-9
Over All Width	49 5/8"	61 5/8"	67 5/8"	67 5/8"	85 5/8"	85 5/8"
Maximum Working Width	44"	56"	62"	62"	80"	80"
Overall Depth	39 3/4"	39 3/4"	39 3/4"	39 3/4"	39 3/4"	39 3/4"
Overall Height	40 3/8"	40 3/8"	40 3/8"	40 3/8"	40 3/8"	40 3/8"
Weight (lbs)	206	228	284	367	386	455
# of Shanks	3	5	5	7	7	9
Angle Iron Size (width x height x thickness)	2 1/2" x 2 1/2" x 3/8"					
Hole Spacing	1"					
Hitch	Cat. 1 Std and QH					
Teeth	5/16" x 2" x 10 1/8" 1080 HIGH CARBON 38-44 ROCKWELL C REVERSIBLE					
Suggested Min. PTO HP	24	35	35	49	49	63

HDSS SERIES

HEAVY DUTY SUBSOILERS

1 OR 2 SHANK MODELS

Built To Last.



The new 3-point heavy duty subsoilers from Bush Hog® are the right tool for you when breaking up a hardpan developed over years of heavy use. Compacted soil can hurt you in two ways: plant roots cannot penetrate into the lower levels of the soil to tap additional nutrients and, in wet conditions, the excess water cannot drain away...both effects weaken your plants and reduce your yields. The new HDSS model subsoilers from Bush Hog® are available in four configurations, single or double shank with either short or long shank, capable of ripping the soil to depths ranging from 19 inches to 23 inches depending on the shank length. In certain areas, these subsoilers can be used to install water lines at depths suitable to get below the frost line. The beveled edge of the high carbon steel shank, combined with a heat-treated replaceable plow point, allow you to cut through the soil with minimal ground disturbance; shear pin protection is provided. When you need to go deep...the Bush Hog® HDSS subsoilers get the job done for you. Nothing beats a Bush Hog®!

HDSS SERIES

HEAVY DUTY SUBSOILERS

1 OR 2 SHANK MODELS

HEAVY DUTY SUBSOILERS SPECIFICATIONS

Model	HDSS1S	HDSS1L	HDSS2S	HDSS2L
Description	Subsoiler Heavy Duty 1 Shank Short	Subsoiler Heavy Duty 1 Shank Long	Subsoiler Heavy Duty 2 Shank Short	Subsoiler Heavy Duty 2 Shank Long
Hitch	Cat. 1/2 Quick Hitch			
Overall width	41"		49"	
Overall height	39 1/2"	43 1/2"	39 1/2"	43 1/2"
Max Depth	19"		23"	
Horsepower	Approximately 35 hp per shank up to 85 hp			
Weight	261	276	420	450
Shank size	1 1/4" x 9 7/16" x 26 1/8"			
Number of Shanks	1		2	
Cutting Point	1" x 2 1/2" x 9 3/8", Replaceable, Welded On			



Replaceable Heat-Treated
Cutting Tip



1 and 1/4 inch wide Shanks



Parking Stands are Standard

Available in Major Tractor Colors

TILLAGE

PA SERIES

PASTURE AERATORS

Built To Last.



The PA series pasture aerators from Bush Hog® are designed for use anywhere soil compaction exists. Available in eight foot or ten foot models, the PA series units are equipped with twisted shanks that serve both to lift and fracture compacted soil. This dual action design improves the intake of water and nutrients and creates improved soil growing conditions. The PA series aerators are ideal for a wide range of potential users including hay producers, cattlemen, sod farmers and landscapers. Give the PA series aerators a chance to make a difference in your soil's potential today!

PA SERIES PASTURE AERATORS

SPECIFICATIONS

MODEL	PA8	PA10
Tractor Horsepower Requirements	40 to 90 HP	
Working Width	86"	116"
Overall Width	97.38"	127.63"
Overall Length	136" in transportation position	
Overall Height (with tines on the ground)	44.25"	
Weight (lbs) [approximate]	1950	2500
Max. Ballast in Weight Box (lbs) **(Weight Box Included)** (Weights/Ballast NOT included)	2200-lbs.	2900-lbs.
Number of Tines	24 LH & 24 RH	32 LH & 32 RH
Tine Material	Forged & heat treated through steel	
Tine Hub Spacing	7.5"	
Tine Penetration	Up to 8.125" depending on ground condition	
Frame Construction	4" square tubing; all welded construction	
Main Tongue Beam	4" square	
Rotor/Tine Support Hangers	1" x 7" heavy duty hangers	
Rotor Bearings	Heavy duty greasable bearings	
Rotor Bearing Protection	.38" x 3.5" metal housing	
Rotor Angle Adjustment	2.5°, 5°, 7.5°	
Tires & Wheels	9.5L x 15 tires on 15" - 5 bolt wheels	
Tine Depth Control	Add cylinder donuts to cylinder rod (included)	
Hydraulic Cylinder	3.5" x 8"	
Transportation Lock	Manual cylinder lock	
Rear Axle Pivot	Greasable	

* Safety Tow Chain Included

* Available in major tractor colors



Angled rotor adjustment from 2.5° to 7.5° allows the user to achieve even more soil fracturing as the gangs are offset



Heavy duty bearing hangers support the twisted shank rotors



Built-in weight box to ensure maximum soil penetration (weights not included)

Built To Last.

Nothing beats a



BUSH HOG®



2501 Griffin Ave.
Selma, Alabama 36703
Tel: 800-363-6096
Fax: 334-874-2701
www.bushhog.com

Bush Hog and  (hog icon) are registered trademarks of Alamo Group Inc. Copyright © 2018