

# Silage Feed Cart - Weaverline

## CHARIOT À ENSILAGE

# Hydrostatic Drive and Stainless Steel!



## Series 5 Silage Cart

### FAST FEEDING!

High output – smooth-running discharge auger and fast apron speed cuts feeding time. Unload a 30 bushel cart full of corn silage in 35 seconds.

### EASY FEEDING!

Hydrostatic drive – one hand fingertip control lets you select any traveling speed in either forward or reverse.

## ALL STAINLESS CONVEYOR SYSTEM

Stainless gap-link chain • Stainless Steel Sprockets • Stainless Steel Slats

## Battery Power

Efficient electric power provides smooth operation with no toxic fumes.

### Advanced charging system

Unique charge system helps extend battery life. Developed by Weaverline technicians with over 30 years experience in battery-powered vehicles.



### Extended battery life


Series 5 carts are equipped with Exide extended life batteries, field-tested for durability and long life. Warranted for four years, many users have reported actual usage of up to twice as long.



## Stainless Steel

Since 1999 all Weaverline carts have been built with type 400 medium grade stainless steel box sections, most of them with stainless augers. This concept of "all Stainless Steel" is a direct result of the preferences of the Weaverline cart users.

In 1980 the first Weaverline carts were built with stainless steel box sections. Although carts with painted metal box sections were still available; farmers saw the advantage of the long life of stainless steel and made a painted metal cart obsolete.



This same "farmer-driven" change is happening with the stainless steel auger flighting. Introduced in 1988, the stainless auger is now firmly in place as the preferred auger; all carts built have at least some stainless augers, and the "top-of-the-line" carts have all augers made with stainless steel flighting.

Weaverline has over 25 years of experience building stainless steel silage carts. You can depend on the quality and durability of Weaverline's stainless products. So, for the very best in Power Silage Carts, choose a Weaverline Series 5 cart with stainless steel box section and stainless augers.



www.walcoequipment.com

#### HEAD OFFICE

20 ARTHUR STREET NORTH, ELMIRA, ONTARIO N3B 1Z9  
TEL: (519) 669-4025 FAX: (519) 669-1436

#### ORDER DESK

e-mail: [orders@walcoequipment.com](mailto:orders@walcoequipment.com)  
TEL: (519) 669-1401 FAX (519) 669-3499

#### QUEBEC OFFICE

364 RTE. 122 ST. GERMAIN DE GRANTHAM, QUÉBEC JOC  
TEL: (819) 395-5115 Fax (819) 395-2624  
e-mail: [walcoqc@walcoequipment.com](mailto:walcoqc@walcoequipment.com)



## Stainless Steel Conveyor Systems are Standard on all Series 5 Carts




For years, the Weaverline carts have been known for fast and easy feeding. Cart life was greatly increased by the stainless steel box section and stainless steel augers. Farmers then said, "Now the cart needs a stainless steel conveyor chain."

There was no stainless steel chain available that was suitable for the job, so Weaverline's engineers developed a stainless steel chain link that holds up in all kinds of feed materials.

The gap-hook chain allows the slat to be crimped around the sidebar of the link, thus avoiding the stress points of other types of attachment.

The gap-hook chain is self-centering on narrow stainless steel sprockets which results in an extremely easy running, low wear conveyor system that is not prone to sudden breakdowns - which is very important for a silage cart!



### Variable discharge

Right hand control lever has eight positions - regulates augers, beaters and six different feeding speeds. Center lever actuates augers.

### Convenient controls

All the controls are within easy reach of the operator. The voltmeter and hourmeter allow for proper maintenance scheduling.



### Special Models

**Front & Side Unloading** - Drive into a bunk and feed full width out the front as you back out. Flip a lever and convert the cart back to standard side feeding for in the barn.

**High Discharge Box** - 13" to 30" discharge height for feeding into high mangers.

**Pneumatic Tires** - For outside travel, this adds 6½" to the width of the cart.

### Hay Special

Specially designed augers and anti-wrap shields allow feeding TMR with dry hay. Material length can be up to 10" long depending on material type.

### Options and Kits Available

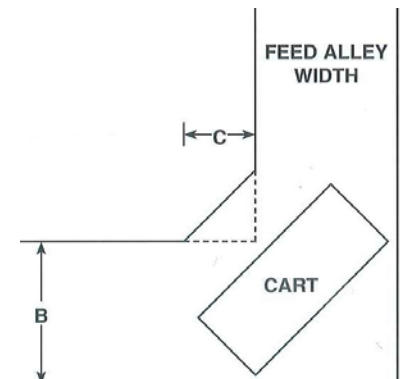
**Extension Side Kit:** To increase the capacity of the cart. Made of stainless steel, easy on - easy off. 6" and 12" extensions available.

**Corn Baffle Kit:** To feed high-moisture corn and other semi free-flowing materials.

**Heavy Duty Caster Wheel:** For rough floors or outside travel.

	Model 537	Model 531	Model 525	Model 521
Cubic feet	46"	39"	31"	26"
Bushel capacity	37"	31"	25"	21"
Overall length	94"	82"	70"	70"
Overall width	33"	33"	33"	28"
Overall height	51"	51"	51"	51"
Discharge height	12"	12"	12"	12"

A	B	C/537	C/531	C/525	C/521
4.5 ft.	5 ft.	OK	OK	OK	OK
4 ft.	4.5 ft.	NO	OK	OK	OK
4 ft.	4 ft.	NO	12"-45°	OK	OK
4 ft.	3.5 ft.	NO	NO	6"-45°	OK
3.5 ft.	3.5 ft.	NO	NO	12"-45°	OK
3.5 ft.	3 ft.	NO	NO	NO	6"-45°



[www.walcoequipment.com](http://www.walcoequipment.com)

#### HEAD OFFICE

20 ARTHUR STREET NORTH, ELMIRA, ONTARIO N3B 1Z9

TEL: (519) 669-4025

FAX: (519) 669-1436

#### ORDER DESK

e-mail: [orders@walcoequipment.com](mailto:orders@walcoequipment.com)

TEL: (519) 669-1401

FAX (519) 669-3499

#### QUEBEC OFFICE

364 RTE. 122 ST. GERMAIN DE GRANTHAM, QUÉBEC J0C

TEL: (819) 395-5115

Fax (819) 395-2624

e-mail: [walcoqc@walcoequipment.com](mailto:walcoqc@walcoequipment.com)