



**EXACTA RANGE**  
FERTILISER SPREADERS



# WHEN FARMING MEANS BUSINESS

Realising the full potential of farming is about growing and developing your business, not only your crop or livestock, but also your profit. Improve productivity and profitability by focusing on the positives and minimising disadvantageous aspects, through strong, dedicated management.

Success springs from determination and clear targets, from laying down the appropriate strategy and allocating correct investments for the future. Quality results require the right ideas and equipment. When there is work to be done, you need the optimal setup and smart solutions that support you towards an easier, more profitable way of working. You need solutions that make tough and demanding conditions less complicated.






## SPREAD

Optimal spreading of fertiliser means using the exact amount of nutrition and avoiding overlap and waste. Every crop deserves the best care, which is essential when making crops grow to their full potential.





PRODUCTIVITY

EFFICIENCY

PRECISION

INTELLIGENCE





# INTELLIGENT SPREADING

## TO MAKE SPREADING EASY AND COST EFFECTIVE

### **Efficiency**

Efficient management of your crop to secure a profitable harvest is a decisive factor when farming means business. It is important to take the right actions at the right moment to achieve the highest quality. With the Kverneland disc spreader range you make spreading easy and cost effective.

### **Intelligence**

You invest in the best equipment for spreading your fields. You want to get the best yield from your crop. With a Kverneland weighing spreader you invest in 100% ISOBUS compatibility and Kverneland's iM FARMING solutions for intelligent spreading.

### **Productivity**

When farming the land you need to respond to specific demands of your crop. Increasing productivity and output requires more precision in farming. You are facing specific field conditions, that may vary a lot, and weather conditions that could change every hour. Details of timing and execution can have a major impact on your output and business.

### **Precision**

Spreading is all about precision. You want to be sure that the product which applied is perfectly dispersed giving value from every fertiliser granule, even at high speed. The job has to be done with the highest possible efficiency. You want to cut back waste, reduce input costs and minimise the impact on the environment.

*With a Kverneland spreader you are sure that your crop gets the best care.*

## MANUAL CONTROL

### Exacta EL

Working width: 9-21 metres  
Hopper capacity: 700-1,400 litres



## HYDRAULIC CONTROL

### Exacta EL

Working width: 9-21 metres  
Hopper capacity: 700-1,400 litres



### Exacta CL

Working width: 10-28 metres  
Hopper capacity: 1,100-2,000 litres



### Exacta HL

Working width: 12-54 metres  
Hopper capacity: 1,500-3,900 litres



## ELECTRIC CONTROL

### Exacta CL Remote II

Working width: 10-28 metres  
Hopper capacity: 1,100-2,000 litres



### Exacta HL Remote II

Working width: 12-54 metres  
Hopper capacity: 1,500-3,900 litres



# KVERNELAND DISC SPREADER RANGE

## USER CONVENIENCE LEVEL

**WEIGHING SYSTEM**  
ISOBUS COMPATIBLE

**Exacta CL EW**  
Working width: 10-28 metres  
Hopper capacity: 1,100-2,000 litres



**GEOSPREAD® SYSTEM**  
ISOBUS COMPATIBLE

**Exacta CL GEOSPREAD®**  
Working width: 10-33 metres  
Hopper capacity: 1,100-2,800 litres



**GEOSPREAD® SYSTEM**  
ISOBUS COMPATIBLE  
HIGH SPEED SPREADING

**Exacta TL**  
Working width: 12-54 metres  
Hopper capacity: 1,500-3,900 litres



**Exacta TL GEOSPREAD®**  
Working width: 12-54 metres  
Hopper capacity: 1,500-3,900 litres



**Exacta TLX GEOSPREAD®**  
Working width: 24-45 metres  
Hopper capacity: 1,875-3,900 litres





# THE CENTREFLOW SPREADING SYSTEM

## NO IMPACT, NO FRAGMENTATION, NO DUST

Kverneland Exacta fertiliser spreaders have a unique feature: the CentreFlow spreading system. This initial smooth acceleration of the fertiliser prevents fragmentation of the granules due to the impact of the vanes. The adjustable discharge point allows adaptation of settings of the physical fertiliser properties. Due to the gentle handling of the fertiliser the spreading characteristics of the product are maintained. The CentreFlow spreading system is designed for maximum performance.

### *Guaranteed spreading quality*



### **Two vanes per disc**

Poor fertiliser distribution on slopes is caused by the continuously changing contact point on the vanes.

**1 No impact, no fragmentation, no dust**  
Central release point, smooth acceleration and centrifugal force accelerates fertiliser up to disc speed before it reaches the vane. Spreading pattern is not affected by damaged fertiliser.

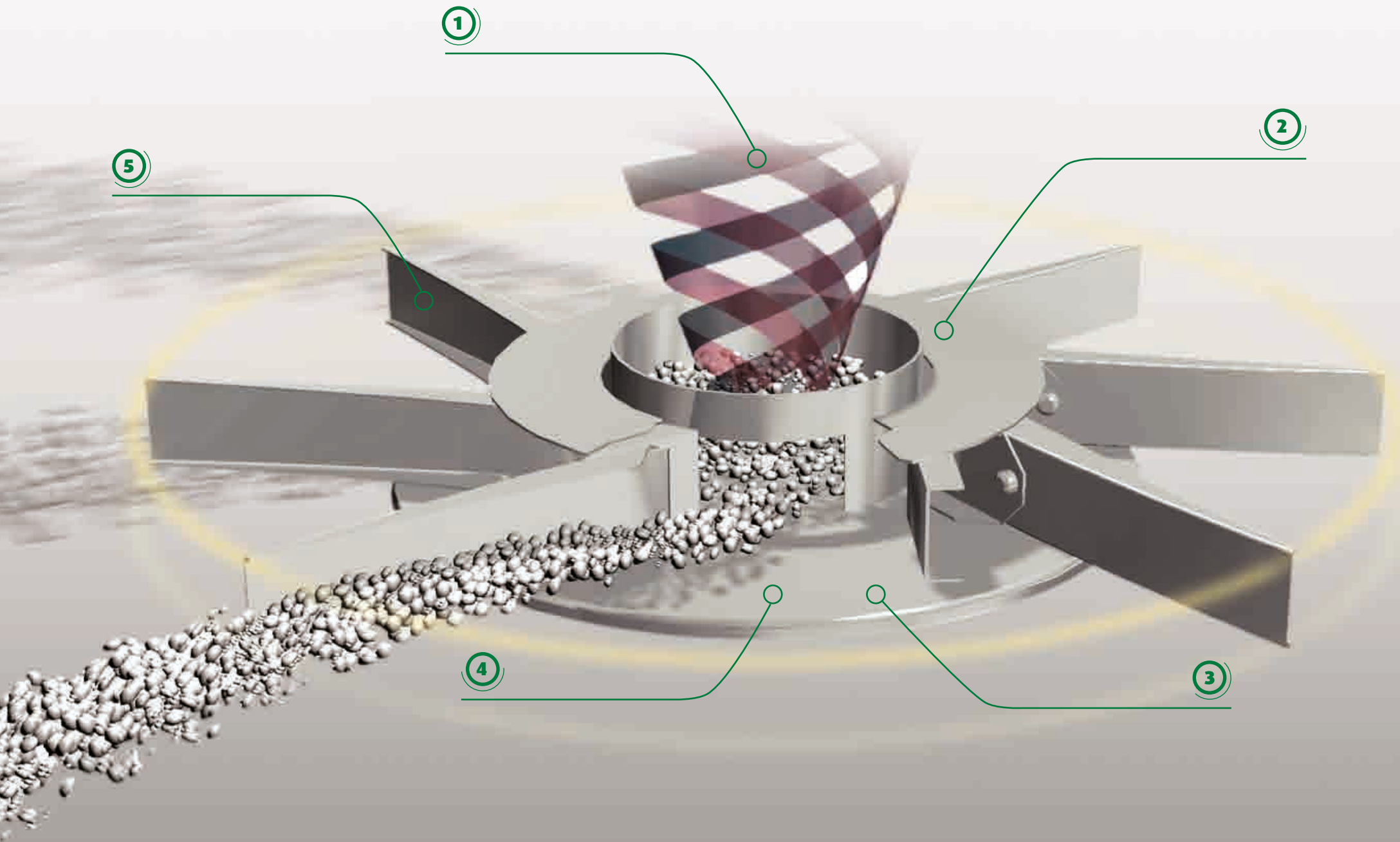
**2 Accurate spreading pattern**  
Large 8 vane discs allow 9m to 54m spread widths. Double overlap spread pattern gives maximal accuracy. The 8 vanes per disc ensure a continuous flow of fertiliser to the field. This is important when driving higher speeds and spreading larger quantities.

**3 Minimal wind influence, maximum tolerance**  
Flat discs ensure a horizontal spreading pattern even in windy circumstances.

**4 Consistent spreading pattern**  
The double overlap spreading pattern results in a homogeneous spreading result.

**5 Guaranteed accuracy on slopes**  
The fertiliser always contacts the vanes at the same point, also on slopes, and travels the complete length of the vane. An inclination of the spreader does not affect the release point of the fertiliser on the disc and from the vane.



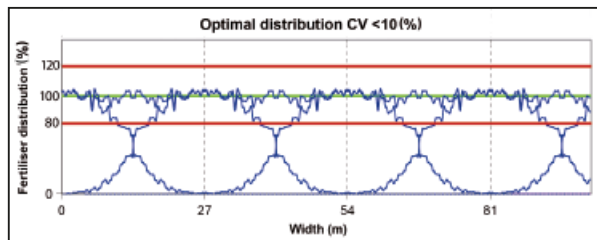




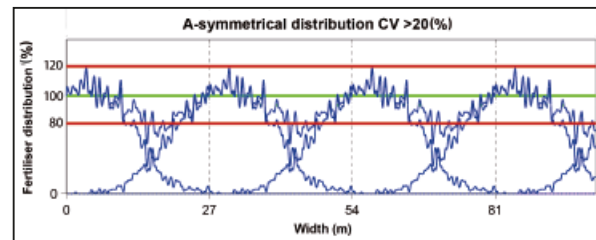
# PERFECT SPREADING PATTERN WITH 8 VANES PER DISC

The compact **EasySet 'dashboard'** on each spreading disc gives you a considerable simplified accurate setting and adjustment of the application rate, discharge point and fine application rate. Two hydraulically operated metering plates, each with three discharge openings ensure an equal fertiliser flow from the hopper to the spreading discs.

*Reliable spreading* An important factor for an optimal spreading pattern is the CV. This is the percentage of deviation of the spreading pattern compared to an uniform distribution. The evenness of the transversal distribution for fertiliser spreaders shall be such that the calculated value of the **coefficient of variation (CV)**, when driving to and from, does not exceed 15% calculated in accordance with EN 13739-2 (SOURCE: NEN-EN 13739-2 (EN)).



A CV <10% means an optimal spreading pattern



A CV >20% means an a-symmetrical distribution with too much variation







- Easy setting and adjustment of application rates with the EasySet 'dashboard' on each spreading disc
- Eight vanes per disc as the Kverneland standard ensures a consistent overlap
- Coefficient of Variation <10% for optimal spreading results
- The GEOPoint® is available in the spreading charts (except for EL) to save costs and for improved crop quality on headlands



# CL GEOSPREAD® - TL GEOSPREAD® - TLX GEOSPREAD® FOR MAXIMUM OUTPUT

The CL GEOSPREAD®, TL GEOSPREAD® and TLX GEOSPREAD® models offer all precision farming functionalities available for the Kverneland spreader range. Those models can be equipped with GEOSPREAD® rate and section control and are compatible with the ExactLine border system or a (hydraulic) border spreading plate for precision spreading around borders.

## Volume and working width

The CL GEOSPREAD® and TL GEOSPREAD® models cover all hopper volumes (1,100 - 3,900 litres) and working widths (10 - 54 metres) demanded in modern agriculture.

The TLX GEOSPREAD® enables farmers to increase working speeds and maintain optimal accuracy.

## Headland management

Kverneland GEOSPREAD® models activate spreading when entering the field and switch off spreading when leaving the field.. This prevents overlap on the headlands while the tractor driver can focus on steering the tractor.

## Weighing

Kverneland GEOSPREAD® models adjust the application rate (kg/ha) to the driving speed of the machine. The weighing system ensures a correct spreading rate in extreme conditions like hilly or bumpy situations thanks to the unique weighing system with 4 load cells, reference sensor and automatic calibration system.

## AutosetApp

With the AutosetApp the GEOSPREAD® spreader will adjust itself. The AutosetApp is a software application which is integrated in the IsoMatch GEOCONTROL software. Just enter from the tractor cab the information from the granule size box into the AutosetApp on the terminal.

## Section control

Kverneland GEOSPREAD® section control ensures a correct location of fertiliser in the field, which is essential for accurate spreading. Section control on the Kverneland GEOSPREAD® series is a very accurate system, because it combines rate control with a variable discharge point.

## Variable rate

The Kverneland GEOSPREAD® models are compatible with left/right Variable Rate application. With this feature two rates of fertiliser can be applied in one pass. This feature combines perfect dosing and fertiliser placement which results in fertiliser savings and optimal crop fertilisation.





## 100% ISOBUS

For guaranteed compatibility

## UP TO 15%

Saving on fertiliser with  
GEOSPREAD®

## HIGH ACCURACY

Even in rough terrain and hilly  
conditions

## 1 METRE SECTIONS

Reduced overlap in wedges  
and headlands

$VC < 10\%$

For a perfect fertiliser distribution





# HIGH TECHNOLOGY FOR HIGH PERFORMANCE SPREADING

The Kverneland GEOSPREAD® series offer a perfect combination of maximum output, high precision and cost saving and user comfort.

## GEOSPREAD® section control

The Kverneland GEOSPREAD® system enables farmers to reduce the spreading pattern in sections of 1 metre with highest accuracy. Sections are controlled by changing both the position of the fertiliser discharge point on the disc and the flow rate of the fertiliser. As the disc speed is constant during section control, the overlap between both discs is not effected to prevent variations in the spreading pattern and in addition sections can be switched on and off very quickly.

In contrast to other systems Kverneland GEOSPREAD® is able to apply 6 types of section control while maintaining an optimal coefficient of variation. This prevents overlap and ensures a homogeneous distribution in the field.

- Switch off outside sections left or right hand side
- Switch off outside sections left and right hand side
- Switch off middle sections, spreading left or right
- Switch off middle sections, spreading left and right

## GEOPOINT® headland management

The fertiliser type and the spreader settings determine the GEOPOINT®, the point where fertiliser drops on the field. The GEOPOINT® is used to determine the right moment when the spreader is activated while leaving the headland. During manual operation the spreader is often activated too early which results in overdosing on the headland. The total savings on fertiliser by GEOSPREAD® section control in combination with speed related spreading and GEOPOINT® headland management can go up to 15%.



Full spreading width with maximum number of sections



Decreasing the spreading width on the left hand side by 10m



Switching off the sections outwards



Decreasing the spreading width on the right hand side by 6m



Decreasing the spreading width on both sides by 8m



Switching the sections over the middle from one side



- **GEOSPREAD® section control**
- **Ensures a cost saving of 5-15% on fertiliser**
- **Settings automatically done via the AutosetApp**
- **Unique reference sensor technology**
- **ISOBUS compatible and AEF certified for a guaranteed compatibility**






## EXACTA CL EW AND TL

### PROFIT AND PRODUCTIVITY

The Kverneland Exacta CL EW (EasyWeigh) and Exacta TL weighing spreaders are standard equipped with a weighing system with automatic calibration for automatic adjustment of the fertiliser flow in extreme conditions. Furthermore those weighing spreader models are compatible with GEOPOINT® headland management, Basic Section Control and left/right Variable Rate for optimal fertiliser dosing and placement. Kverneland weighing spreaders combine comfort, dosing accuracy and high tech fertiliser spreading.



#### Volume and working width

The Kverneland weighing spreader models Exacta CL EW and Exacta TL cover all hopper volumes and working widths demanded by modern farmers. The Exacta CL EW has a hopper volume between 1,100 and 2,000 kg and working width between 10 and 28 metres. The Exacta TL has a hopper volume between 1,500 and 3,900 litres and working width between 12 and 54 metres.

#### Weighing

The Exacta CL EW is equipped with a single weighing cell of 10 tonne. The weighing system on Exacta TL exists of 4 weighing cells positioned at the corners of the hopper with a capacity of 5 tonnes. Both spreader models are equipped with a reference sensor which automatically corrects the measurements for slopes or shocks. The weighing system with automatic calibration compares the actual fertiliser flow with the expected fertiliser flow (based on the area covered) and adjusts the dosing automatically in case deviations occur. This feature will help to prevent over and under dosing which will result in better yields and saving of fertiliser.

#### Variable rate application

The Exacta CL EW and Exacta TL are compatible with Left/Right Variable Rate application. With this feature two rates of fertiliser can be applied in one pass. This feature combines perfect dosing and fertiliser placement which results in fertiliser savings and optimal crop fertilisation.



## TC-SC

### Basic Section Control

To maximise your output and business there is the possibility to get basic section control software on the CL EW and TL weighing spreaders. The number of sections will be increased from 2 wide sections (left and right) into maximum 8 smaller sections (of 4 metre wide) for the CL EW and 16 sections for the larger TL spreader. Both models are equipped with one electrical actuator on each spreading disc to control the application rate to provide maximum use of nutrients to the grass or crops. The basic section control software adjusts the dosing system by a GPS positioning system to optimise overlap and coverage with a minimum over and under dosing. This results in a better yield and a reduction of costs.





### Application Rate on the Go

The Remote Control II spreading computer provides all the functions to start and stop the spreader, to set the right application rate and to increase and decrease the application rate on the move. The latest settings are retained in the memory function. Both discs can be shut off independently to spread half the working width.



## CL REMOTE CONTROL II - HL REMOTE CONTROL II IN CONTROL FROM THE CAB

**The Exacta CL and HL Remote Control II spreaders are available as electric controlled machines to operate the spreader with a control box from the tractor cab to increase operator comfort.**

The user benefits of the Remote Control II spreaders are:

- The application rate is controlled from the closed tractor cab by an electric actuator. Do your business from the cab!
- The application rate can be set from the tractor and can be increased or decreased on the move, even L/R independently to spread the right amount at the right place.
- Increased operator comfort by start/stop spreading with a finger tip! The software includes an intuitive calibration guide which leads you step by step through the calibration procedure.



One electric actuator to control the application rate





## EXACTA EL, CL AND HL

### A SOLUTION FOR EVERY SITUATION

**The EL, CL and HL are available as hydraulically controlled machines. The EL is also available in combination with manual control of the spreader. Those models are standard equipped with the CentreFlow spreading system.**

The EL is the most compact spreader in the range, but features all elements of the Exacta spreader line. This model has a hopper volume of 700 - 1,400 litres and a working width from 9 - 21 metres. The working width is determined by the vane length. The 4 vanes can be detached easily, also for a static calibration test. Application rate adjustment from the calibration position is easily accessible.

The CL is medium in size and volume, but comes with the CentreFlow system as standard (with 8 vanes per disc) and can spread up to 28 metres which is very convenient in this segment of the market. To increase operator convenience, the CL can be equipped with most of the accessories, such as aluminium hopper extensions, ExactLine border spreading system, parking frame and LED lights.

The HL with volumes up to 3,900 litres and a maximum spreading width of 54 metres is the ideal spreader for high productivity. With dual PTO input shafts it is easy to always drive at the desired speed and in combination with the 'slow rotating' agitator system, the HL can spread with high disc speeds to get a very even spreading pattern.



# BORDER SPREADING MANAGEMENT

## Tramline cylinder

The tramline cylinder is especially developed to drive in the first tramline and to spread to the border. The distance to the border is half of the working width.



## Border spreading plate

Hydraulic operation of the border spreading plate from the tractor cab. The plate prevents fertiliser from reaching the field border by deflecting the fertiliser away from the border of the field. A manual version of the border spreading plate is also optional available.



## ExactLine

The ExactLine is used in the situation of spreading to the border. It can be fitted on the left and right hand side of the spreader, therefore it always fits to your field conditions. It can be precisely set for all types of fertiliser and for all working widths.







# INCREASE PROFIT WITH THE RIGHT BORDER SPREADING SYSTEM

## One-sided border spreading

Using this method of border spreading, the tractor is driving approximately 2 metres from the field border. This method of border spreading achieves a good result. The full rate is spread at the border and it is possible to reduce the leakage of fertiliser over the border to zero. This can be done by changing the position of the border spreading plate. There are two different settings for the hydraulic border spreading plate: Yield and H2O for different field situations.



One-sided border spreading - spreading from the border with the border spreading plate

## Border track spreading

Using this method of border spreading the operator is driving in the first tramline and is spreading to the border. The distance to the border is the half of the working width. This is the preferred method for working in tramlines.



Border spreading with tramline cylinder - spreading towards the border from the last tramline

The ExactLine is adjustable for different fertiliser types and working widths. Leakage over the border is insignificant and full application rate is maintained to within 3-4 metres of the field boundary. There are three different settings for the ExactLine: Yield, Eco and H2O for different field situations. Operation is easy, no need to leave the tractor seat.



Border spreading - spreading to the border with the ExactLine

# ExactLine

YIELD SETTING



ECO SETTING



H<sub>2</sub>O SETTING



# Border Spreading Plate

YIELD SETTING 2m



H<sub>2</sub>O SETTING 0m



TWO SIDED





## ACCESSORIES FOR QUALITY AND COMFORT

To build up the disc spreader which will perfectly fit to your needs and requirements there are several accessories available for the Kverneland spreader range.




### **Pellet sieves**

The complete disc spreader range is equipped with heavy duty pyramid grids as standard. Pellet sieves are available as accessory for spreading organic fertiliser.



### **Hopper emptying kit**

Easy and quick emptying of the fertiliser from the hopper. Easy to return rest volume from the hopper into a storage.



### **Central hydraulic drive**

Using a hydraulic motor as transmission system. Spreading without a PTO shaft.



### Hopper cover

Easy to operate the hopper cover to make a wide opening for filling the hopper with fertiliser.



### Electrical hopper cover

Easy operation of the electrical hopper cover via an ISOBUS compatible terminal from the tractor cab.



### Lift vanes

For spreading on bigger working widths or specific fertiliser types.



### Mudguards

Optional available for the complete disc spreader range (except for EL) to protect the spreading discs against mud and water.



### Storage frame

Quick and easy storage with a parking frame including wheels. Easy to transport also with a fork lift.



### Side step

A foldable side step is available for the GEOSPREAD® models for easy access into the hopper.



# FERTILISER TEST CENTRE

## HIGH TECHNOLOGY TESTING AND DEVELOPING



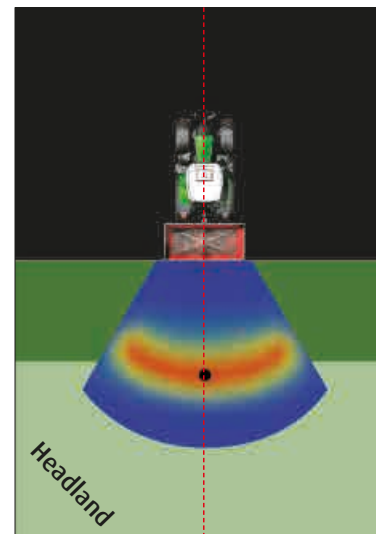

### Kverneland spreader competence centre

The Kverneland Exacta disc spreaders are known worldwide for their reliability, ease of operation and outstanding precision in all conditions. This is the result of many years of practical experience, research and testing. A fertiliser spreader can only be set accurately for rate and overlap using the settings provided by the manufacturer. The Spreader Competence Centre is using the most modern technology available in hard and software, allowing the measurement of complete overlap patterns in 3D. Instead of only measuring the spreading pattern in one line corresponding to the working width, this technology creates a full pattern showing a complete 3D spreading profile of the fertiliser.

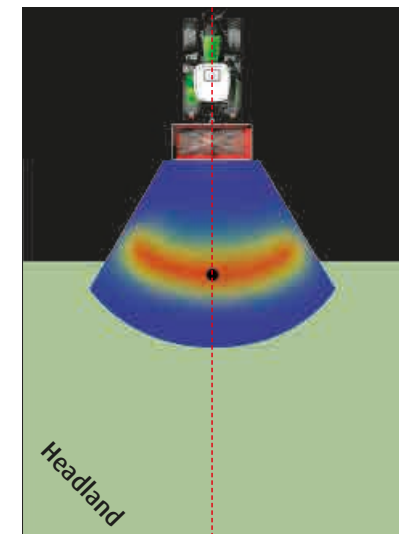
### High quality, high output

The 3D spread pattern is achieved using a spreader which is mounted on the test rig which rotates the machine through 280°. Continuous measurement at a frequency of 5 HZ over the 80 collecting trays, which are all individually equipped with weigh cells, provide the ultimate in testing accuracy. A single test run provides more than 30,000 measurements! The result is a very precise spread pattern analysis with a high degree of predictability for setting changes to suit different widths and application rates. This allows, faster testing of the various types of fertiliser, but at the same time results in using less fertiliser and improves quality for better protection of our environment. The 60m long test hall, with under-floor heating, maintains the humidity at 60 % which allows testing throughout the year; and can accommodate testing of spreading working widths above 54 metres.

### GEOPOINT® ON HEADLAND EXAMPLES OF 24 METRE WORKING WIDTH



Conventional Spreading  
>15% overlap



Basic Section Control - 4m Sections  
No overlap

### Improved crop quality on headlands

Also the GEOPOINT® of the spreaders is measured in the competence centre. A 3D cone shaped spreading pattern is produced and the centre of this spreading pattern is used as GEOPOINT® in the spreading charts.






## TERMINALS

### IsoMatch Tellus GO



### IsoMatch Tellus PRO



The AutosetApp gives you the opportunity to stay in the tractor cab and always spread with the correct settings!

The AutosetApp is a software application which is integrated in the IsoMatch GEOCONTROL software. Just enter the information you got from your granule size box into the AutosetApp on your terminal and the GEOSPREAD® spreader will adjust itself.

The AutosetApp will also work in combination with the standard Kverneland weighing spreaders, with the exception that the discharge point needs to be adjusted manually on the spreader itself.


The AutosetApp can connect to the fertiliser spreading database in two different ways. You can connect it to the online database via the IsoMatch Wireless WIFI USB adapter or download the most actual database from the website [www.kvernelandspreadingcharts.com](http://www.kvernelandspreadingcharts.com) on an USB stick and upload the database directly into the IsoMatch Tellus GO or PRO terminal.

### Variable Rate Control for even more accuracy

Variable rate control can be done with a variable rate application map where in combination with GPS the fertiliser spreader changes its output automatically based on a pre-determined and place specific spreading rate. This can individually be done on the left and right hand side, which means that the weighing spreader can manage two different rates.

Another possibility is using the fertiliser spreader in combination with crop sensors to change the spreading rate continuously based on sensor input.

For both types of variable rate control the IsoMatch Tellus PRO and IsoMatch Tellus GO can be used to operate the spreader. Both ISOBUS terminals are compatible with most crop sensors and farm management programs and their task controller can read ISO-XML files.



## ***Intelligent spreading***

*"The equal distribution of fertiliser is very important for us. With our spreader with 8 vanes per disc we are ensured about a more continuous flow of fertiliser and a more equal spreading pattern than spreaders with 2 vanes per disc. In this way we guarantee the best yield of our crop.*

*We are using the IsoMatch Tellus GO terminal to operate our spreader to ensure more precise farming. In combination with the GEOSPREAD® system we have achieved a saving of even 10%. The reason for these savings is that we first make one pass around the field and afterwards the sections switch automatically, the spreader adjusts itself so you avoid manual adjustments where you risk opening too early or being too late in closing the shutters.*

*The CL GEOSPREAD® is the spreader for us. On our farm, with our fields and hectares this is simply the perfect spreader."*

Peter Beckendorf, Germany

Arable land: 100 hectares with the following crops: wheat, triticale, winter barley and oil seed rape.

Grass land: 30 hectares







# ISOMATCH GEOCONTROL BRINGS CLEAR BENEFITS

## IsoMatch GEOCONTROL

IsoMatch GEOCONTROL is an additional software application within the IsoMatch Tellus GO or PRO that helps you to control all ISOBUS compatible Kverneland Group machines such as sprayers or spreaders.

Combined with a GPS receiver it fulfils the future needs in terms of easy, smart and efficient farming.

## Section control

Automatic switching on and off implement sections on headlands, boundaries and already covered areas to minimise overlap.

## Variable rate control

Automatically adjusts the implement application rate based on input from the field prescription or crop sensors.

## Documentation

Saves all operational job data and field maps for exchange via USB to farm management information systems.

## Manual guidance

- Advised driving position using guidance lines (straight, curved or combined) in the field and on headlands
- Extendable using the optional IsoMatch InLine light bar, to place guidance in line of sight
- Smart boundary recording: independent from the working width, even without any connected implement
- Boundary shrinking: create new inner boundaries by setting the desired width of the headland
- Manual guidance for all operations, includes non-electric or non-ISOBUS implements. e.g. cultivators, mowers, tedders etc.

## Clear benefits

- Easy and comfortable operation, due to not having to manually switch on or off sections or change the application rate. You can focus 100% on the driving in the field
- More efficient work and avoiding overlap leads to cost savings of 5-10% on e.g. fertiliser or pesticides. Better growing conditions and increased yield
- With IsoMatch GEOCONTROL, working at night becomes very easy.

## iM Calculator App - free to download

After filling in the required data, the calculator clearly shows what you can save in terms of money. With GPS it is possible to accurately seed, spread and spray without any overlap. The iM Calculator App calculates the cost saving by using those GPS functionalities.

The amount of **fertiliser saved** depends on the size and shape of the field and may amount to more than **15%\***.

The iM Calculator App suitable for tablets is free to download from the App Store or Google Play.

The desktop version of the calculator can be found at:

<http://imcalculator.kvernelandgroup.com>

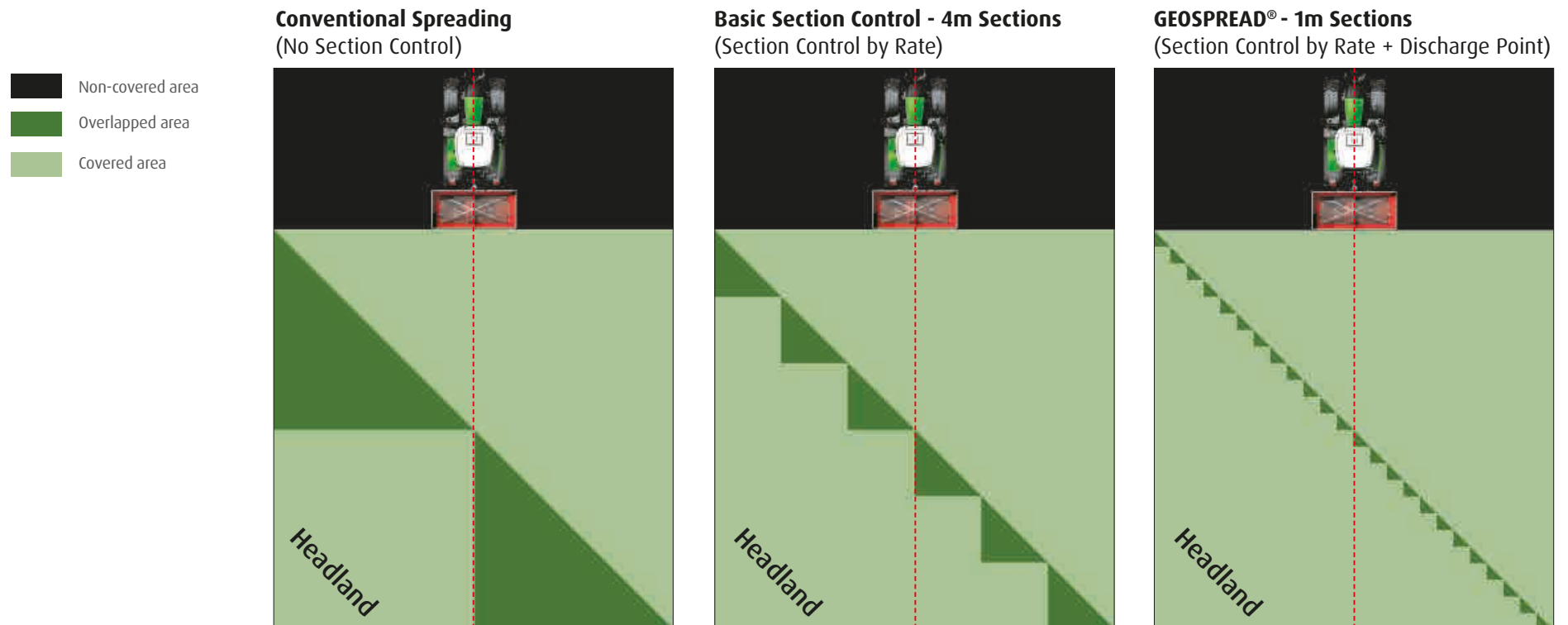


\* according to internal tests



# SECTION CONTROL ON HEADLAND

## EXAMPLES OF 24 METRE WORKING WIDTH







# MANAGE YOUR FARM AS A BUSINESS WITH OUR ISOMATCH PRECISION FARMING OFFERING

Our precision farming offering is essential in managing your farming business with success. Applying electronics, software, satellite-technology, online tools and Big Data enables you to use your farming equipment more effectively and reach higher profitability of your crops.

*iM FARMING - smart, efficient, easy farming*



**Reduce overlap and save up to 15% on input costs with IsoMatch GEOCONTROL**

**Maximum savings!**  
*The IsoMatch GEOCONTROL precision farming application includes Manual Guidance and Data Management free of charge. It is possible to expand this application with Section Control and/or Variable Rate Control.*


### Enhance your success with e-learning

**IsoMatch Simulator** is a free downloadable virtual training program. It simulates all functions of the IsoMatch Universal Terminals and Kverneland ISOBUS machines. Train yourself and make yourself familiar with your machine to avoid errors and enhance your machine performance.

### The best overview in farm management

**IsoMatch FarmCentre** is the first of a series of telematics solutions. This fleet management solution is applicable for your ISOBUS machines in combination with an IsoMatch Tellus GO/PRO. Whether you wish to control your fleet, manage tasks remotely or analyse machine performance data, IsoMatch FarmCentre provides this in an efficient web application, linking implements, tractors, terminals and the cloud in one continuous flow of data and connectivity.





NEW

### Be a PRO in increasing productivity

The IsoMatch Tellus PRO 12-inch terminal provides you with the optimal solution for an all-in-one control system inside the tractor cab including automatic steering. It is the centre for connecting all ISOBUS machines, running precision farming applications and Farm Management Systems. It offers everything you need to get the maximum out of your machines and crop, as well as cost savings in fertiliser, chemicals and seeds by using automatic section control and variable rate control. With the unique dual screen functionality it gives you the opportunity to view and manage two machines and/or processes simultaneously.



### 100% focus, maximum performance

IsoMatch AutoDrive-E provides automatic tractor steering. Manage your work to be more efficient and avoid overlaps which leads to cost savings of up to 15%, better growing conditions and increased yield. *(Only in combination with IsoMatch Tellus PRO. Only available in selected markets).*

### Easy control management

The IsoMatch Tellus GO is a cost-efficient 7-inch terminal, especially developed for managing the machine in a simple way. Easily set up the machine with the soft keys and simply use the hard keys and rotary switch for optimal control while driving.

*\*Not yet available as stand-alone product, only in combination with an IsoMatch AutoDrive system.*



*Improve your performance  
Maximum efficiency, minimum waste*



NEW

### IsoMatch Global PRO\*

GPS antenna system with RTK precision for the highest accuracy (2-3 cm) and best productivity.



NEW

### IsoMatch Grip

This ISOBUS auxiliary device is made for maximum machine control and efficient farming. Operate up to 44 implement functions from one device.



### IsoMatch InLine

Light bar for manual guidance including section status information. Manage the distance from the A-B line and steer for the ideal position.



### IsoMatch (Multi)Eye

Connect up to 4 cameras to the IsoMatch Universal Terminals. It gives you full control and overview of the entire machine operation.



## ORIGINAL PARTS & SERVICE

# ONLY ORIGINAL PARTS WILL KEEP YOUR MACHINE A KVERNELAND



Did you know that our parts are manufactured to the same high standards and strict specifications as the Kverneland machines? Original Parts will always work and fit as intended, and are guaranteed to keep your machine running at maximum performance.

Kverneland has been a symbol of quality since 1879; the experience we have, combined with a constant strive to improve our products, ensures you the best parts available for your Kverneland machine. Parts and Service surrounds your machine with a safety-net; the quality ensures optimal usage of the machine, the quality of the parts refers to a low life-cycle cost and longer wearing time.

Our long term relationship starts at the purchase of your Kverneland machine, and we will continuously stay by your side for support and assistance. We will guide you on the way to make sure you achieve maximum performance, productivity and profit.

Do not compromise quality with cheap solutions, remember that only Original Kverneland parts are the guaranteed solution to achieve what is expected by a Kverneland machine.



### Your parts specialist

Through our worldwide dealer network you will find your local dealer, whom is always prepared to assist you. Your Kverneland dealer knows every inch of your machine and will gladly provide the expertise needed to ensure that you are operating at maximum potential.

Your parts specialist has got all the parts you need and will also have the facilities to service your machine. Make sure to visit your Kverneland dealer on a regular basis to be updated on promotions and product news that you will not find elsewhere.



### Always available

Time is money, and we know the importance of receiving the right parts at the right time! Your Kverneland dealer is supported by a massive distribution network to supply you with exactly what you need, when you need it.

Our main distribution centre is located in Metz, France. A strategic location for distributing parts to all corners of the world. With over 70.000 parts in stock and 24/7 service, we are ready to supply you with parts – at any time!



### Easy access to information

Are you looking for a complete overview of parts for your machine? Maybe you are searching for more technical information? Our Online Search Database, *Quest*, provides all information available for your machine.

Various documentation like Parts Manuals, Operation Manuals, Software updates and FAQ's, it is all there. *Quest* is available in several different languages and can be accessed wherever and whenever. All answers are easy to find – just a few clicks away!



# TECHNICAL DATA

Model	Exacta EL	Exacta CL	Exacta CL EW	Exacta HL
<b>1. Hopper Capacity</b>				
Hopper capacity (l)	700 - 900 - 1,400	1,100 - 1,500 - 2,000	1,100 - 1,500 - 2,000	1,500 - 2,150 - 2,800 - 3,450 1,875 - 2,550 - 3,225 - 3,900
<b>2. Working Width</b>				
Spread width (m)	9-21	10-28	10-28	12-54
Output (kg/min)	10-230	10-320	10-320	10-320
<b>3. Measurements</b>				
Filling height (cm)	96 - 108 - 128	100 - 119 - 138	100 - 119 - 138	110 - 129 - 148 - 167
Width (cm)	154 - 154 - 176	220	220	275 / 290
Filling width (cm)	148 - 148 - 170	214	214	269 / 284
<b>4. Weight</b>				
Empty weight (kg)	250 - 270 - 300	330 - 355 - 380	400 - 425 - 450	500- 530 - 560 - 590 515 - 545 - 575 - 605
<b>5. Controls</b>				
Manual control	○	-	-	-
Hydraulic control	○	○	-	○
Comfort Control II	-	○	-	○
IsoMatch Tellus GO	-	-	○	-
IsoMatch Tellus PRO	-	-	○	-
<b>6. Equipment (Factory Fitted)</b>				
PTO overload clutch	●	●	●	●
Hopper sieves	●	●	●	●
Inclinometer	-	-	-	●
Agitator	●	●	●	-
Slow rotating agitator	-	-	-	●
Fine application	○	●	●	●
Granule size box	●	●	●	●
<b>7. Accessories (Also Loose Available)</b>				
<b>7.1. Safety Equipment</b>				
Warning triangle	○	○	○	○
Reflector decals	○	○	○	●
LED light set	○	○	○	●

Model	Exacta EL	Exacta CL	Exacta CL EW	Exacta HL
<b>7.2. Border Spreading</b>				
Topdressing kit	○	-	-	-
Tramline and topdressing kit	○	○	-	-
Border spreading plate	○	○	○	○
Hydraulic border spreading plate	-	○	○	○
ExactLine border spreading system	-	○	○	○
<b>7.3. Working Width Accessories</b>				
Kit to spread 20/21m	○	-	-	-
Kit to spread 27/28m	-	○	○	-
Kit to spread 27/33m	-	-	-	-
Heavy duty vanes (L=285 mm)	-	-	-	○
Lift vanes (L=330 mm)	-	-	-	○
<b>7.4. Other</b>				
Calibration container	○	○	○	○
Hopper emptying kit	○	○	○	○
Hopper cover	○ (Fits only on Exacta EL 1,400)	○	○	○
Left/right hopper level sensor	-	-	-	-
Ladder	-	○	○	○
Side step	-	-	-	-
Mudguards	-	-	-	○
Category 3/4 mounting frame	-	-	-	○
Storage frame with parking wheels	-	○	○	○
1 or 2 d.a. valve (separate closing L/R)	-	○	-	○
Hydraulic drive	-	-	-	○
Pellet sieves	-	-	-	○
<b>7.5 Trailer (N.A. in All Countries)</b>				
Trailer kit	-	-	-	○

● = Standard equipment  
○ = Option  
- = Not available

Model	Exacta CL GEOSPREAD®	Exacta TL (GEOSPREAD®)	Exacta TLX GEOSPREAD®
<b>1. Hopper Capacity</b>			
Hopper capacity (l)	1,100 - 1,500 - 2,000 - 2,450	1,500 - 2,150 - 2,800 - 3,450	1,875 - 2,550 - 3,225 - 3,900
	1,300 - 1,800 - 2,300 - 2,800	1,875 - 2,550 - 3,225 - 3,900	
<b>2. Working Width</b>			
Spread width (m)	10-33	12-54	24-45
Output (kg/min)	10-320	10-320	10-540
<b>3. Measurements</b>			
Filling height (cm)	108 - 127 - 146 - 165	110 - 129 - 148 - 167	123 - 142 - 161 - 180
	113 - 132 - 151 - 170		
Width (cm)	220 / 245	275 / 290	290
Filling width (cm)	214 / 239	269 / 284	284
<b>4. Weight</b>			
Empty weight (kg)	480 - 505 - 530 - 555	655 - 685 - 715 - 745	705 - 735 - 765 - 795
	495 - 520 - 545 - 570	695 - 725 - 755 - 785	
<b>5. Controls</b>			
Manual control	-	-	-
Hydraulic control	-	-	-
Comfort Control II	-	-	-
IsoMatch Tellus GO	○	○	○
IsoMatch Tellus PRO	○	○	○
<b>6. Equipment (Factory Fitted)</b>			
PTO overload clutch	●	●	●
Hopper sieves	●	●	●
Inclinometer	-	●	●
Agitator	-	-	-
Slow rotating agitator	●	●	●
Fine application	●	●	●
Granule size box	●	●	●
<b>7. Accessories (Also Loose Available)</b>			
<b>7.1. Safety Equipment</b>			
Warning triangle	○	○	○
Reflector decals	○	●	●
LED light set	○	●	●

Information provided in this brochure is made for general information purposes only and for worldwide circulation. Inaccuracies, errors or omissions may occur and the information may thus not constitute basis for any legal claim against Kverneland Group. Availability of models, specifications and optional equipment may differ from country to country. Please consult your local dealer. Kverneland Group reserves the right at any time to make changes to the design or specifications shown or described, to add or remove features, without any notice or obligations. Safety devices may have been removed from the machines for illustration purposes only, in order to better present functions of the machines. To avoid risk of injury, safety devices must never be removed. If removal of safety devices is necessary, e.g. for maintenance purposes, please contact proper assistance or supervision of a technical assistant. © Kverneland Group Nieuw-Vennep BV

Model	Exacta CL GEOSPREAD®	Exacta TL (GEOSPREAD®)	Exacta TLX GEOSPREAD®
<b>7.2. Border Spreading</b>			
Topdressing kit	-	-	-
Tramline and topdressing kit	-	-	-
Border spreading plate	○	○	○
Hydraulic border spreading plate	○	○	○
ExactLine border spreading system	○	○	○
<b>7.3. Working Width Accessories</b>			
Kit to spread 20/21m	-	-	-
Kit to spread 27/28m	-	-	-
Kit to spread 27/33m	○	-	-
Heavy duty vanes (L=285 mm)	-	○	-
Lift vanes (L=330 mm)	-	○	○
<b>7.4. Other</b>			
Calibration container	○	○	○
Hopper emptying kit	○	○	○
Hopper cover	○	○ (Also available as electric cover)	○ (Also available as electric cover)
Left/right hopper level sensor	-	○	○
Ladder	-	○	○
Side step	○	○	○
Mudguards	○	○	○
Category 3/4 mounting frame	-	○	○
Storage frame with parking wheels	○	○	○
1 or 2 d.a. valve (separate closing L/R)	-	-	-
Hydraulic drive	-	○	-
Pellet sieves	-	○	○
<b>7.5 Trailer (N.A. in All Countries)</b>			
Trailer kit	-	○	○

- = Standard equipment
- = Option
- = Not available



**WHEN FARMING MEANS BUSINESS**

[kverneland.com](http://kverneland.com)