

Construction Implements



IF IT DOESN'T SAY
BUSH HOG[®]
IT JUST WON'T CUT IT™



TABLE OF CONTENTS



IF IT DOESN'T SAY BUSH HOG®, IT JUST WON'T CUT IT.™

CONSTRUCTION



CONSTRUCTION IMPLEMENTS

Pull Dirt Scrapers	3
Post Hole Diggers	5
Hydraulic Post Hole Diggers	7
Backhoes	9
Grapples	12
Log Grapples	15
Pallet Forks	17



PULL DIRT SCRAPERS

DSP
SERIES

DSP8 / DSP8 / DSP12



Bush Hog®'s DSP Line of Pull-Type Drag Scrapers, with standard fixed axle or optional tilt axle, is ideal for moving large quantities of material, for leveling, and for finish grading. DSP units come available in 8', 10' and 12' widths. DSP scrapers equipped with the optional tilt axle can do everything models equipped with standard axles can, as well as remove material on an angle for sloping, terracing and ditching. Material can be transferred by dragging to nearby locations and raising the scraper to deposit the load. Surfaces can be graded and leveled by scraping material from high areas and allowing accumulated material to flow under the grader blade into lower areas. DSP scrapers are designed for 70 – 125 HP tractors and have replaceable wear plates on the sides.

PULL DIRT SCRAPER SPECIFICATIONS

MODELS:	DSP8	DSP10	DSP12
Horsepower Rating	70 - 125 HP		
Transport Width	97"	121"	145"
Working Width	96 ³ / ₁₆ "	120 ³ / ₁₆ "	144 ³ / ₁₆ "
Capacity	1 ³ / ₄ cu. yds.	2 ¹ / ₄ cu. yds.	2 ³ / ₄ cu yds.
Weight with Weight Box	without material in weight box		
Tilt Axle	1,525 lb.	1,645 lb.	1,700 lb.
No Tilt Axle	1,405 lb.	1,525 lb.	1,580 lb.
Weight of Material in Weight Box	760 lb.		
Depth of Box	39"		
Maximum Cutting Depth	5" below grade		
Dump Clearance	21"		
Maximum Tilt Depth To the Right	7"	7 ⁵ / ₈ "	8 ¹ / ₄ "
Maximum Tilt angle	3 ¹ / ₂ °		
Tongue Construction	4" x 4" x 1/4" tubing		
Side Plate Construction	3/8" x 24 ⁵ / ₁₆ " high x 39 ³ / ₄ " deep		
Moldboard Construction	1/4" x 24 ¹ / ₄ " high when formed		
Cutting Edge	1/2" x 6" reversible & replaceable		
Cutting Edge Reinforcement	3" x 3" x 5/16" angle plus a 1/4" mold board = 9/16" at the cutting edge.		
Tires	New 9.5L x 15 8 PLY RIB TL on Rim 5 with 5.5 BHC		
Maximum Transport Speed	20 MPH		
Lift Cylinder	3 ¹ / ₂ " x 8" ASAE		
Tilt Cylinder	3 ¹ / ₂ " x 8" ASAE		



POST HOLE DIGGERS

PHD
SERIES

PHD2401 / PHD2402 / PHD2403



Whether you need to drill holes for posts, tree plantings, structural support members, or other tasks, Bush Hog® has a post hole digger to meet your needs. Our three 2400 Series models fit both Cat. 1 and Cat. 2 tractors. Augers are offered in both standard and heavy duty versions in sizes from 6" - 24" depending on digger model. Tough soil penetration is no problem for powerful Bush Hog® post hole diggers.



Augers... the heart of the digger

- Bush Hog® offers both regular duty and heavy duty augers in a variety of sizes, from 6" - 24" depending on the model
- 2" Round hub connection
- Replaceable drill teeth
- Heavy duty augers are equipped with double flighting for added cutting surface, resulting in faster, easier digging—especially in heavier soils



- Rugged gearbox construction
- Special alloy pinion gears and tapered roller bearings on both sides of each gear
- Shear pin driveline protection



PHD2401



PHD2402

POST HOLE DIGGER SPECIFICATIONS

MODELS:	PHD2401	PHD2402	PHD2403
Auger Length	42" RD/48" HD		
Auger Diameter	6", 9", or 12", Reg. Duty and Heavy Duty	6", 9", or 12" Reg. Duty; 6", 9", 12", 18", or 24" Heavy Duty	
Auger RPM	180	170	135
Type Hitch	Cat. 1	Cat. 1 and 2	
Input RPM	540 RPM		
Gear Ratio	3.00:1	3.18:1	4.00:1
Output Shaft	2" Diameter		
Driveshaft	ASAE Cat. I	ASAE Cat. 3	
Hitch Yoke	2 7/8" tubing		3" tubing
Boom	2 7/8" tubing	3 1/2" tubing	3 1/2" tubing with reinforcing rib
Component Protection	Shear Bolt		
Options (All Models)	Hydraulic Down Force Kit Parking Stand Auger Extensions		

HYDRAULIC POST HOLE DIGGERS

**PHDH
SERIES**

PHDHF15-2 / PHDHF20-2 / PHDHF30-2 / PHDHF35 / PHDHC20 / PHDHC30 / PHDHC35



Hydraulic Post Hole Digger Features...

- Planetary Hydraulic drive features a high torque level to power the auger through the most demanding conditions.
- All augers are heavy industrial grade with 3/8" thick flighting. Sized in diameters from 6" – 36" (depending on model), these are excellent for all soil conditions and solid rock.
- The Farm and Ranch PHDHF Series features a selection of mounting brackets for skid steer loaders and front end loaders.
- The Commercial Grade PHDHC Series features mounting brackets for excavators, skid steer loaders, backhoes and front end loaders.
- All mounting brackets have a dual swivel feature that keeps the auger vertical while digging.

HYDRAULIC POST HOLE DIGGER SPECIFICATIONS

MODELS: PHDHF15-2 | PHDHF20-2 | PHDHF30-2 | PHDHF35 | PHDHC20 | PHDHC30 | PHDHC35


Drive Type	Planetary With Reversible Motor						
Shaft Output Size	2" Hex						
Maximum Output Torque*	1,512 ft. / lb.	1,747 ft. / lb.	2,511 ft. / lb.	3,529 ft. / lb.	2,008 ft. lb	2,937 ft. lb.	3,582 ft. lb.
Recommended Hyd. Flow	6 - 15 GPM	10 - 20 GPM	15 - 30 GPM	20 - 35 GPM	10 - 20 GPM	15 - 30 GPM	20 - 35 GPM
Max. System Pressure	3,000 PSI			3,500 PSI	3,000 PSI		
Drive Protection	Hydraulic Relief Valve						
Hydraulic Hoses	1/2" x 8 ft. with 10 MB ends.						
Type of Mounts	Loader Bucket, Skid Steer Universal, Euro Style Quick Attach				Loader Bucket, Skid Steer Universal, Euro, Backhoe		
Max. Auger Diameter (Rock)	18"	24"	36"		24"	36"	
Max. Auger Diameter (Dirt)	18"	30"	36"		30"	36"	
Standard Digging Depth	48"						
Warranty	2 Years Limited				5 Years Limited		

* All values are theoretical. Specifications and models are subject to change without notice.



AVAILABLE AUGER TYPES

Note: Auger tips are available only in black.
Shown in yellow for visual effect only.



HRAD*



HSRA*



HSDA**



T-POST**

* Available only for C-Series posthole diggers

** Available for both C & F-Series posthole diggers

BACKHOES

**XD
SERIES**

XD65C / XD65 / XD75 / XD95 / XD95EL



Break ground, not your back!

Easily access those tight work spaces and get down to some digging. Bush Hog®'s line of XD series backhoes are designed for tractors ranging from 18 - 100 HP along with skid steers and mini skid steers depending on the model. Perfect for digging footers, trenches and all general landscaping and construction needs, XD series backhoes deliver value and strong performance to your operation.



XD65C Performance Features

- Digging Depth (2 ft. flat bottom): 6'4"
- Overall Operating Height (fully raised): 91"
- Reach from Swing Post: 100"
- Bucket Rotation: 180°
- Swing Arc: 150°

Safety Features

Stabilizer Width: 72"

XD65C

For Tractors 18 – 28 HP
and Mini Skidsteer



XD65

For Subcompact Tractors 18-30 HP

With a digging depth of 6' and an 8-foot reach, the XD65 gets down and dirty, breaking the frostline and finishing the job quickly.



XD75

For Midsize Tractors 30-60 HP

Digging 7'6" feet deep and reaching 10' across, the XD75 breaks ground and keeps on going. With an excavator-style curved boom and easy-to-use controls, the XD75 is ready to handle any ground conditions from topsoil to clay and gravel.



XD95

For Tractors 30-100 HP

For contractors and landscapers that need to dig deep, but not in their pockets, the Bush Hog® XD95 makes the grade. The large XD95 extends the usefulness of 30-100 HP tractors with digging capabilities of up to 9' deep. Trenching for footings and excavating to spec becomes quick and easy without the added expense of a single-purpose excavator. The digging bucket is built using AR400-strength steel, ensuring rugged longevity.



XD95EL

Extendable Backhoe

For Tractors 30-100 HP

Dig even deeper with the extendable Bush Hog® XD95EL model. Capable of hydraulically extending an extra 24" to dig 11' 4" deep, the extendable dipper stick provides added reach when needed. When contracted, the bucket and dipper stick curl up tight to the boom for easy travel and compact storage.

BACKHOE SPECIFICATIONS

MODELS: XD65C | XD65 | XD75 | XD95 | XD95EL

Transport Height (with boom fully retracted)	64.5"	63"	79"	92"		
Transport Width (with stabilizers up)	41"	40"	42 ½"			
Loading Height (bucket at 60° rotation)	62"		80"	89"	89"/104"	
Ground Clearance	8 ½"	10 ½"				
Transport Length	56"	68"	80"	81"		
Transport Weight (base unit only - no bucket or mounts)	500 lb.	575 lb.	800 lb.	850 lb.	1000 lb.	
Digging Depth (2 ft. flat bottom)	6'4"		7'8"	9'4"	9'4"/11'4"	
Overall Operating Height (fully raised)	91"	92"	119"	135"	135"/152"	
Reach from Swing Post	100"		123"	141"	141"/164"	
Bucket Rotation	180°					
Swing Arc	150°	180°				
Stabilizer Width (Spread)	72"	74"	89"			
Stabilizer Width (Transport)	41"	40"	42 ½"			
Operating Pressure	1800 PSI		2250 PSI			
SAE* Dipper Boom Digging Force	1250 lb.		2300 lb.	3200 lb.	3100/ 2200 lb.	
SAE* Bucket Digging Force	2054 lb.	2600 lb.	3800 lb.	3925 lb.		
Boom Lift Capacity (end of dipper 3' from ground)	250 lb.	385 lb.	925 lb.	750 lb.	710/580 lb.	
Hydraulic Volume Requirements	3 ½ - 6 GPM*		5 - 7 GPM*			
Flow Divider	N/A		Included			
Recommended Tractor HP	18 - 28 HP	18 - 30 HP	30 - 60 HP	30 - 100 HP		
Recommended Skidsteer Requirements	Mini Skidsteer		30 - 60 HP	30 - 100 HP		
Cylinder Diameters	Main Boom Cylinder Diameter	2.5		3.0		
	Dipper Cylinder Diameter	2.25		2.5		
	Bucket Cylinder Diameter	2.5 (x1)	2.0 (x2)	2.5 (x2)		
	Swing Cylinder Diameter	2	2.25	2.5		
	Stabilizer Cylinder Diameter	2.0		2.5	3.0	
	Extender Cylinder Diameter	N/A				1.75
Bucket Sizes Available	9, 12, 15, 18		9, 12, 15, 18, 24			
3 Point Hitch	N/A	Cat. 1 (PT300)	Cat. 1 (PT300) / Cat. 2 (PT322)			

Bush Hog® uses Pioneer style ball type hydraulic couplings for all tractor auxiliary connections. Substitutions must be made at the customer's expense. Bush Hog® backhoes are designed for two line open center hookup.

GRAPPLES

AG, BRGR,
& BGR SERIES

AGR60 / AGR72 / BRGR72 / BRGR84 / BGR72T / BGR84T / BGR72 / BGR84



Bush Hog's® AG, BRGR, and BGR-series grapples are built tough and help you make quick work of larger jobs. The AG and BGR grapples use an open bottom design to move brush and debris, rake, and dig without picking up dirt. The BRGR-series provides the operator with the grasp and hold abilities of a grapple, along with the storage capacity of a conventional bucket. Each model is designed to mount onto a universal skid steer mount. Let Bush Hog's® grapples help you get a grip on your work.

AG Series Features

- Replaceable 5/8" plow points
- 27" opening
- Not for skid steer use
- Light weight and rugged design for today's compact tractors with a maximum of 40 HP
- Compatible with Skid steer, John Deere, and Euro Quick Attach Systems



AG GRAPPLE SPECIFICATIONS

MODELS: AGR60 AGR72	
Overall Depth	25", closed
Overall Height	37 3/4"
Overall Width	5' 6'
Usable Depth	N/A
Usable Open Height	31"
Usable Width (in side end plates)	5' 6'
Roll Back Angle	N/A
Weight	372 lb. 409 lb.
Number of Teeth	5
Attachment Method	Universal Skid Steer Quick Attach, Euro or John Deere
Paint Color	Red, Green, Orange, Blue, Black, or Yellow

BRGR Series Features

- Constructed of 1/2" top quality steel
- 3/8" solid quick attach plate
- 9" aggressive teeth
- Protected cylinders and hoses
- Extra wide opening for large capacity work
- Independent grapple arms for uneven loads
- Max. 100 HP for rubber tire machines
- Max. 80 HP for rubber track machines
- Fits all skid steers and tractors using the universal skid steer quick attach system

BRUSH GRAPPLE SPECIFICATIONS

MODELS: BRGR72 BRGR84	
Overall Depth	37 1/2"
Overall Height	25 1/2"
Overall Width	6' 7'
Usable Depth	28"
Usable Open Height	46 1/2"
Usable Width (in side end plates)	71" 83"
Roll Back Angle	13 degrees
Weight	702 lb. 787 lb.
Number of Teeth	8 10
Attachment Method	Universal Skid Steer Quick Attach
Paint Color	Black



BGR Series Features

- Constructed of 1/2" top quality steel
- 3/8" solid quick attach plate
- Protected cylinders and hoses
- Wide opening for large capacity work
- Independent grapple arm
- Solid bottom for materials
- Max. 100 HP for rubber tire machines
- Max. 80 HP for rubber track machines
- Fits all skid steers and tractors using the universal skid steer quick attach system



BUCKET GRAPPLE SPECIFICATIONS

MODELS:	WITH TEETH		WITHOUT TEETH	
	BGR72T	BGR84T	BGR72	BGR84
Overall Depth	39 1/4"			
Overall Height	24"			
Overall Width	6'	7'	6'	7'
Usable Depth	33 3/4"			
Usable Open Height	45 1/2"			
Usable Width (in side end plates)	71"	83"	71"	83"
Roll Back Angle	20 degrees			
Weight	907 lb.	993 lb.	827 lb.	903 lb.
Number of Teeth	8	9	N/A	
Attachment Method	Universal Skid Steer Quick Attach			
Paint Color	Black			

LOG GRAPPLES

LG SERIES

LG320 / LG420 / LG420X





LG320

Thick or thin, the grapple's tines fold together holding tight anything from 3" - 48" in diameter.



LG420



LG420X

360° Hydraulic Grapple Rotation


LOG GRAPPLE SPECIFICATIONS

MODELS:	LG320	LG420	LG420X
Attachment Method	Cat. 1, 3PH	Standard Skid Steer Quick Attach	
Dimensions	51" x 52" x 43"	51" x 52" x 44"	51" x 52" x 47"
Weight	350 lb.	560 lb.	588 lb.
Boom Lift Capacity	3,000 lb.		
Rotator Rating	6,750 lb.		
Grapple Rotation	180° Lockable Spring Return		360° Continuous Hydraulic
Grapple Opening	3" - 48"		
Grapple Cylinder Clamp Force	9,400 lb.		
Recommended Horsepower	20 - 60 HP	30 - 70 HP	
Hydraulic Flow	5 - 10 GPM		
Hydraulic Pressure	3000 PSI		

PALLET FORKS

PF SERIES

PF MODEL



The PF series pallet forks can be used in a variety of applications, from around the farm to nurseries to construction sites, saving you time and money. Quickly and conveniently convert your tractor mounted or skid steer loader with a universal skid steer frame into a material handler and expand the utilization of existing machines. With a lift capacity of 4,000 pounds, the PF series pallet forks will handle the lifting for you.


PF Model Features

- 48" Fork length
- 4,000 lb. Capacity
- 1 ½" x 4" fork size
- Forks adjustable in 4" increments
- Step plate for easy access to cockpit of skid steer
- Models are compatible with Skid Steer, John Deere and Euro Quick Attach Systems



PF MODEL SPECIFICATIONS

Overall Height	41 ¾"
Overall Width	45 ⅝"
Overall Depth	60 ⅜"
Fork Size	1 ½" X 4"
Fork Length	48"
Fork Adjustable Width	Up to 44 ⅜", Increments of 4"
Weight	308 lb.
Max. Capacity	4,000 lb.
Attachment Method	Universal Skid Steer Quick Attach, Euro or John Deere
Color	Black



IF IT DOESN'T SAY
BUSH HOG®
IT JUST WON'T CUT IT™

2501 Griffin Avenue, Selma, Alabama 36703

Tel: 800-363-6096 | Fax: 334-874-2701



BushHog.com



CONTENT DISCLAIMER:

The products and information contained in this literature are subject to change without notice. Bush Hog® reserves the right to improve our products and make changes to specifications, designs, and standard equipment without notice. For additional product information, please visit Bush Hog®'s website or see your dealer for complete details.