



Vertical Maxx® Vertical TMR Mixers | 270 – 760 Cubic Feet  
VS 100 / VSL 200 / VT 200



## THE VERTICAL ADVANTAGE

KUHN KNIGHT VERTICAL MAXX® VERTICAL MIXERS OFFER THE MOST VERSATILITY TO PROCESS AND MIX THE WIDEST VARIETY OF FEEDSTUFFS. THIS INCLUDES ROUND BALES, SQUARE BALES, BALEAGE, FORAGES, SMALL GRAINS, CONCENTRATES AND OTHER HARD-TO-HANDLE MATERIALS. IMPROVED FEED MOVEMENT PROVIDES A FAST, COMPLETE MIX FOR A FLUFFY AND PALATABLE RATION TO PUT IN FRONT OF YOUR LIVESTOCK.



### QUALITY MIXING

Vertical mixers have long been known for their ability to achieve a completely uniform mix with no dead spots. Consistent processing lengths optimize rumen function and productivity. Uniform mixing and consistent processing result in a quality mix that minimizes ingredient sorting and helps ensure that the animal is getting the nutrients that it needs to excel in production.

### TIME TESTED

KUHN Knight mixers have withstood the test of time and will continue to do the same for you and your operation. Combining years of experience with the latest technologies, KUHN offers an exceptional line of TMR mixers.

### Summary

Shared Mixer Features.....	4-7
VS 100 Series .....	8-9
VSL 200 Series .....	10-11
VT 200 Series .....	12-13
Discharge Options.....	14-15
Optional Equipment.....	16-17
Specifications .....	18-19

Models	Mixing Capacity (w/ Extensions)	Available Configurations	Available Door Configurations
<b>VS 127</b>	270 (310) cu. ft.	Trailer or Stationary	Left and/or Right Side
<b>VS 135</b>	350 (390) cu. ft.	Trailer or Stationary	Left and/or Right Side
<b>VS 143</b>	430 (480) cu. ft.	Trailer or Stationary	Left and/or Right Side
<b>VSL 242</b>	420 (470) cu. ft.	Trailer Only	Front, Side & Rear
<b>VSL 250</b>	500 (550) cu. ft.	Trailer Only	Front, Side & Rear
<b>VT 232</b>	320 (360) cu. ft.	Trailer Only	Front, Side & Rear
<b>VT 244</b>	440 (495) cu. ft.	Trailer or Truck	Front, Side & Rear
<b>VT 256</b>	560 (630) cu. ft.	Trailer or Truck	Front, Side & Rear
<b>VT 268</b>	680 (760) cu. ft.	Trailer or Truck	Front, Side & Rear

## CAPABLE OF HANDLING YOUR OPERATION'S WORKLOAD

With capacities ranging from 270 to 760 cubic feet, there's sure to be a KUHN Knight mixer for you. No matter the size, all KUHN Knight mixers come with high-quality design features giving you a strong, durable mixer that is built to last.



### RUGGED UNDERCARRIAGE

Smaller trailer models feature a heavy-duty, straight single axle. The heavy steel framework, with rugged spindles and hubs, provides solid support and the ability to handle necessary loads.




### FULLY WELDED TUB DESIGN

The completely welded body provides superior strength and durability for long life without cracking at bolted joints. The heavy-duty, reinforced floor and body help ensure dependable service and long life.



### LARGE UNLOADING DOORS

For unmatched feed flow, these mixers feature large discharge doors. The discharge linkage allows for rapid opening and closing of the door.



### SIMPLE, DEPENDABLE DRIVE

A planetary drive system provides simplicity for long life and heavy-duty use. The flooded top bearing eliminates the need for extra grease zerks. This proven and rugged drive system, coupled with an external oil reservoir, is virtually maintenance free with the exception of scheduled gear lube changes.




### 5-YEAR WARRANTY

KUHN offers a 5-year prorated warranty on planetary and 2-speed gearboxes on all vertical mixers. KUHN also offers a 1-year warranty on all other machine components.


*Ask your dealer for further details.*

# FASTER, MORE COMPLETE MIXING

Redesigned augers provide superior feed movement for faster, more complete mixing and processing. The cone-shaped design and angled top cover of the augers promote consistent material flow and improved cleanoff. Enhanced material flow also results in a lower horsepower requirement for more efficient, economical operation.



VT Auger



VS Auger



VSL Auger

## 1 CONTINUOUS FLIGHTING

Smooth, continuous flighting promotes a rolling action of the feed for more thorough mixing and lower horsepower requirements. The heavier lower flighting provides longer service life.

## 2 ADJUSTABLE, REPLACEABLE SCRAPER

The adjustable, replaceable lead-flighting scraper is angled to guide feed up the auger flighting for efficient movement. The scraper ensures all ingredients, even added in small amounts, are thoroughly mixed.

## 3 EFFICIENT DISCHARGE KICKER

The auger kicker is formed rearward to continuously charge the door with feed for even discharge and decreased unloading time.

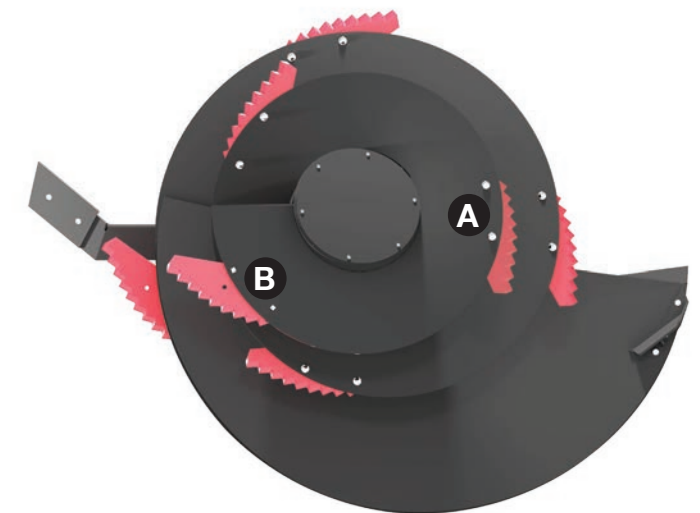
## 4 HARDENED KNIVES

Large, 15" or 20", replaceable haycutting knives are available to best handle the material to be processed. The knives have two positions to adjust the aggressiveness of the knife angle. Versatility of knife length, angle and position allow for an optimal setting with a wide variety of ration ingredients.

- A** Knife set in for slicing and cutting
- B** Knife set out for grabbing and tearing

## 5 ADJUSTABLE HAY STOPS

The adjustable hay stops provide flexibility in processing to provide you with the cut length necessary to reach the optimal nutritional value you're striving for. This adjustability makes hay processing more efficient and helps minimize overprocessing.





**VERTICAL MAXX® VS 127 | 135 | 143**

## SIMPLE & AFFORDABLE


KUHN Knight VS 100 Series Vertical Maxx® single-auger mixers are an affordable, high-quality option designed for small cow/calf, backgrounder and dairy operations that process and mix high percentages of hay. Three models available, the VS 127, VS 135 and VS 143, offer capacities that range from 270 to 480 cubic feet (with extensions). To best meet your mixing needs, choose from trailer or stationary models.

The VS 100 Series mixers can mix a wide variety of feedstuffs, even hard to handle round bales, large square bales and baleage. The redesigned cone-shaped auger and angled top cover promote consistent material flow and improved cleanoff. The smaller diameter auger results in a lower horsepower requirement for more efficient, economical operation. Left, right, or a combination of left and right side discharges, along with a variety of conveyor options are available to meet the needs of your operation and place feed exactly where your animals need it.



### VERSATILE PROCESSING

Process and mix rations ranging from high percentages of hay, to low-cost alternate feedstuffs without worry. The cone auger and specially designed unit shell allow processing of a variety of materials, even large round bales up to 5x6 in the VS 143.



### LOW HORSEPOWER REQUIREMENT

The narrow auger design requires less horsepower, resulting in less fuel usage which helps you keep more of your hard earned dollars in your pocket.



### PRECISE FEED PLACEMENT

Left, right, or left and right combination discharge options, standard with a fixed slide tray and magnets, are now available for greater versatility. The side door has been repositioned to enhance your ability to accurately place feed where you want it.



### QUICK FEED DELIVERY

For unmatched feed flow, these mixers feature a large discharge door. The large openings also help ensure less binding in high hay rations, especially when discharging high-roughage rations. Upgrades to the door pivot linkage allow for smooth operation of the door.



**HEAVY-DUTY, SINGLE-AXLE TRAILER**  
 The single axle, dual-wheel design allows for ease of maneuverability, reduced ground pressure and overall stability. Both implement and truck tires are available.

**VERTICAL MAXX® VSL 242 | 250**

## REDESIGNED WITH YOU IN MIND

The VSL 200 Series single-auger vertical mixers are designed for small- to mid-sized dairy and beef producers. Two models, ranging from 420 to 550 cubic foot capacities (with extensions), offer the versatility of front, side or rear door unloading. The low-profile VSL 200 Series is easy to load. The proven cone auger design reduces horsepower requirements, results in more efficient movement of feed and enhances final cleanoff of the auger when unloading.



### LOW-PROFILE DESIGN

Easily loaded with a skidsteer, the low-profile design of the VSL remains a hallmark feature. Choose a VSL where low loading height or low clearance in entrances to buildings is desired.



### TWO-SPEED GEARBOX

A shiftable, 2-speed gearbox option allows for reduced input horsepower and auger speed for easier starting and mixing, even with smaller tractors. The gearbox can be shifted manually on the machine, or with an in-cab electric shift option for operator convenience.

*Electric control shown.*



### SHEAR BOLT OVERLOAD PROTECTION

The planetary gearbox is protected by a shear bolt from overload and torque spikes caused by obstructions.

## OUTSTANDING VERSATILITY

### HEAVY-DUTY FRONT, SIDE AND REAR DOORS

VSL 200 Series mixers feature heavily reinforced doors for tight closure and long service life. The hydraulically activated door linkage reduces the overall height of the mixer to allow clearance in barns with rafter/door limitations. It also allows for faster unloading as a result of a higher door opening height than would be possible with straight pulled doors.



### FLAT CONVEYOR

The flat front conveyor option is simple to operate and offers convenient feeding from either side of the machine on trailer models. Hydraulic side shift is standard and gives you the ability to shift the conveyor a total of 16" from side to side for accurate feed placement.



### INCLINE EXTENSION

The incline conveyor option is available with the choice of either right or left side unloading on trailer models. This option allows the flexibility for both floor feeding and feeding into bunks of various heights where a longer or higher reach is needed for precise feed placement.



### SIMPLE SLIDE TRAY

The side-discharge slide tray on VSL models has simple hydraulic controls and helps guide the feed further away from the tire path. Discharge magnets help catch metal fragments to prevent hardware.

# MAXIMUM MIXING EFFICIENCY

KUHN Knight VT 200 Series twin-auger Vertical Maxx® mixers are ideal for small to medium dairy and beef producers looking to put a quality ration in front of their animals. The VT 200 Series features multiple improvements that will provide enhanced performance and longer, more reliable service. These improvements include updated front conveyors, better door-to-floor sealing, heavier high-wear auger flighting and EZ-mate scale system. The VT 200 Series mixers range in capacity from 320 – 760 ft<sup>3</sup>, and are available in trailer and truck configurations. Multiple configurations, single- or 2-speed drive options, along with multiple discharge options, allow machines to be tailored to every feeding operation's needs.

## PATENTED SPLIT DRIVE

This patented drive system on the VT 256 and VT 268 models consists of a 2-speed split-drive gearbox, two planetary gearboxes and two torque-disconnect PTOs. The system provides reliable performance and long service life with a simple and quiet design.

## HEAVY-DUTY GEARBOXES

The twin planetaries are designed to provide dependable performance and long life. The drive systems allow the use of single-stage planetaries, which produce far less heat for easier cooling.



## TORQUE-DISCONNECT PTOs

Two automatically resetting torque-disconnect PTOs provide independent protection for each planetary. This helps guard against obstructions encountered by each individual auger, ensuring reliable service and longer life.



# EFFICIENT MIXING CHAMBER

Improvements to the mixing chamber work in combination with the redesigned augers to increase feed movement. Straighter sides, smoother curves and steeper baffles help promote a fast, complete mix for a fluffy, palatable ration. No preprocessing or special loading is required for round or square bales making it easy to load and use. Faster auger speeds also provide quicker, more complete cleanout.



## 2-SPEED SPLIT-DRIVE GEARBOX

The 2-speed split-drive gearbox provides the flexibility of high and low speeds without adding another gearbox. It allows for a lower horsepower and easier starting speed (28 rpm in low) while also having a high speed for fast mixing and more complete clean out (41 rpm in high).

The gearbox can be shifted manually on the machine or with an in-cab electric shift option for operator convenience.



*Electric control shown*

## STRAIGHT DRIVE

VT 232 and VT 244 models feature a straight-drive planetary system that provides simplicity for lower torque applications.



## TRUCK MOUNTS

Truck-mounted models are a suitable option for those that have to feed cows at several different locations, with large travel distances. This option allows a feeder to quickly get from the mixing location to the feed bunk and back again. A mechanical drive in the truck provides the strength and durability to create a gentle, thorough, consistent mix.

# TAILORED TO YOUR OPERATION

Multiple discharge configurations give you the flexibility to choose the setup that best matches your needs.



## FRONT DISCHARGE

The redesigned front cross conveyor uses rugged components for unmatched dependability. A heavy-duty steel floor along with the heaviest conveyor chain in the industry, helps ensure long life and less downtime. New options provide the ultimate versatility to match most feeding situations.



## FLAT CHAIN & SLAT CONVEYOR

The flat front conveyor option is simple to operate and offers convenient feeding from either side of the machine on trailer models. Hydraulic side shift is standard and gives you the ability to shift the conveyor a total of 16" from side to side for accurate feed placement.

## INCLINE CHAIN & SLAT EXTENSION

With the incline chain and slat conveyors, customers can now choose to order a conveyor to feed off a single direction incline or bi-directional conveyor to feed off both incline or flat side. This option allows flexibility for feeding operations that may need to feed into a bunk but also do some floor feeding as well.

## FLAT BELT CONVEYOR

Belt conveyors are an efficient way to deliver feed with smooth feed delivery, minimal carryaround, quiet operation, and minimal maintenance. Belt conveyors can accurately place feed where operators desire. These conveyors provide excellent functionality when delivering feed to livestock. Commercial-grade belting, parallel smooth rollers, and a center guide provide added reliability and dependability of the front discharge belt conveyors.



## SIDE DISCHARGE

Side-discharge options are available for both truck and trailer models. Truck models offer a left-side door, while trailer models offer doors on either or both sides. The large door openings, unmatched by competition, allow fast unloading.



## SIMPLE SLIDE TRAY

The side-discharge slide tray on the VSL & VT models has simple hydraulic controls and helps guide the feed further away from the tire path. Discharge magnets help catch metal fragments to prevent hardware. The VS 100 Series includes a fixed slide tray incorporated into the door-frame design as standard, that includes magnets.



## RUGGED CHAIN & SLAT CONVEYORS

The optional chain and slat conveyors provide the ultimate in durability and long life. Heavy-duty components ensure reliable service, even in extreme use conditions. Multiple conveyor length options offer unmatched flexibility to tailor the discharge to your needs.



## DURABLE BELT CONVEYORS

A belt conveyor can be added for easy and consistent placement of feed at varying heights including the filling of mobile feed carts. The belt offers quiet operation and consistent feed flow. Belt conveyors are able to run steeper versus a chain and slat because you can run the conveyor faster, depending on the materials. The low profile sides allow the conveyor to fold up tighter to the machine for a more narrow transport width.



## REAR DISCHARGE

A rear commodity door is available on VSL and VT models. The large opening provides fast discharge, even with high-roughage premixes. A discharge tray is included on truck models to direct material flow for clean, accurate feed placement.



# OPTIONAL EQUIPMENT



### HAY-RETENTION RING

The steel hay-retention ring helps contain large round bales during processing and reduces hay spillage more effectively compared to similar options on competitive models.



### CAPACITY BELT EXTENSION

A belt extension added to the top of the mixing tub increases capacity by about 10%. It also improves hay containment, and the rubber construction is durable and pliable for long life.



### VIEWING PLATFORM OR LADDER

All models feature a standard observation ladder to easily view the inside of the mixing chamber. Front door trailer models also offer an optional viewing platform for a convenient, comfortable place to check mixing progress.

*Platform available on VT Models Only*



### TIP-OFF WITH MAGNETS

A fixed tip-off with magnets can be added to the chain and slat conveyor option. The magnets work to catch small metal fragments present in the feed and help prevent hardware disease.



### HANGING BELT WITH MAGNETS

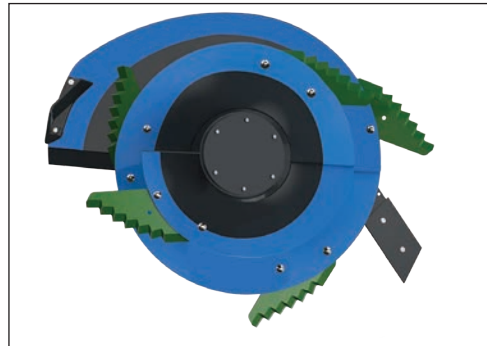
Either or both ends of the flat conveyor can be fitted with a hanging belt with magnets to catch small metal fragments. The hanging belt also helps to even feed flow off the end of the conveyor.

*VSL and VT Front Conveyor Models Only*



### BELT CONVEYOR DEFLECTOR


The deflector helps with placement of the feed and provides an option for magnets. This is available on side belt conveyors only.



### HIGH-WEAR AUGER

The DuraMix™ hardened auger flighting provides enhanced wear resistance and longer auger life in the toughest conditions. The thicker auger flighting is made of high-carbon steel throughout with hardened outer edges for unmatched durability.

*VT 256/268 Models Only*



### STAINLESS STEEL LINER

A stainless steel liner provides extra protection in the lower part of the chamber where most wear occurs. Stainless steel baffle liners are also available.

*VSL/VT Models Only*



### SCALE SYSTEMS

Different scale brands, models and options are available for all types of operations, ranging from basic to high-end feed-tracking programs. Optional remote indicators are available for placement that will allow easier viewing.



### BUNK LIGHTS

Optional bunk lights are available in multiple configurations to provide additional light for late nights and early mornings.

*VT 244/256/268 Models Only*



### POLY FENDERS & FLAPS

The poly fender and flaps are viable options to catch mud or other materials to help keep the unit clean. Two different options are available to order, a single poly fender for single axle trucks or two fenders for trucks with a dual or pusher axle.

*Both options on VT 256/268 Models Only, VT 244 Features Individual Axle Fender Only.*



### REAR BUMPER

VT 200 Series trucks are available with a steel rear bumper.

Technical Specifications															
	VS 127 TRAILER	VS 135 TRAILER	VS 143 TRAILER	VS 127 STATIONARY	VS 135 STATIONARY	VS 143 STATIONARY	VSL 242 TRAILER (FRONT SIDE)	VSL 250 TRAILER (FRONT SIDE)	VT 232 TRAILER (FRONT SIDE)	VT 244 TRAILER (FRONT SIDE)	VT 256 TRAILER (FRONT SIDE)	VT 268 TRAILER (FRONT SIDE)	VT 244 TRUCK	VT 256 TRUCK (FRONT SIDE)	VT 268 TRUCK (FRONT SIDE)
Capacity	270 ft³ (7.6 m³)	350 ft³ (9.9 m³)	430 ft³ (12.2 m³)	270 ft³ (7.6 m³)	350 ft³ (9.9 m³)	430 ft³ (12.2 m³)	420 ft³ (11.9 m³)	500 ft³ (14.2 m³)	320 ft³ (9 m³)	440 ft³ (12.5 m³)	560 ft³ (15.9 m³)	680 ft³ (19.3 m³)	440 ft³ (12.5 m³)	560 ft³ (15.9 m³)	680 ft³ (19.3 m³)
Capacity with Extensions	310 ft³ (8.7 m³)	390 ft³ (11 m³)	480 ft³ (13.6 m³)	310 ft³ (8.7 m³)	390 ft³ (11 m³)	480 ft³ (13.6 m³)	470 ft³ (13.3 m³)	550 ft³ (15.6 m³)	360 ft³ (10.2 m³)	495 ft³ (14 m³)	630 ft³ (18 m³)	760 ft³ (22 m³)	495 ft³ (14 m³)	630 ft³ (18 m³)	760 ft³ (22 m³)
Maximum Net load	7,750 lbs (3,515 kg)	9,750 lbs (4,341 kg)	12,000 lbs (5,443 kg)	7,750 lbs (3,515 kg)	9,750 lbs (4,341 kg)	12,000 lbs (5,443 kg)	14,100 lbs (6,396 kg)	16,500 lbs (7,484 kg)	10,800 lbs (4,900 kg)	14,850 lbs (6,730 kg)	18,900 lbs (8,573 kg)	22,800 lbs (10,342 kg)	14,850 lbs (6,730 kg)	18,900 lbs (8,573 kg)	22,800 lbs (10,342 kg)
Overall Height	94" (239 cm)	104" (264 cm)	116" (295 cm)	86" (218 cm)	96" (244 cm)	108" (274 cm)	98" (249 cm)   95" (241 cm)	108" (274 cm)   105" (267 cm)	88" (223 cm)	100" (254 cm)		109" (277 cm)	124" (315 cm)	119" (302 cm)	128" (325 cm)
Overall Height - With Extensions	101" (257 cm)	111" (282 cm)	123" (312 cm)	92" (234 cm)	102" (259 cm)	114" (378 cm)	104" (264 cm)   101" (257 cm)	114" (290 cm)   111" (282 cm)	94" (239 cm)	106" (269 cm)		115" (292 cm)	130" (330 cm)	125" (318 cm)	134" (340 cm)
Overall Height - With Hay Retention Ring	99" (251 cm)	109" (277 cm)	121" (307 cm)	90" (229 cm)	100" (254 cm)	112" (284 cm)	103" (262 cm)   100" (254 cm)	113" (287 cm)   110" (279 cm)	95" (241 cm)	107" (272 cm)	108" (274 cm)	116" (295 cm)	131" (333 cm)	126" (320 cm)	135" (343 cm)
Overall Length	170" (432 cm)	174" (442 cm)	179" (455 cm)	149" (378 cm)	153" (389 cm)	157" (399 cm)	214" (544 cm)   194" (493 cm)	218" (554 cm)   198" (503 cm)	235" (597 cm)   210" (533 cm)	238" (605 cm)   213" (540 cm)	283" (719 cm)   254" (645 cm)	286" (726 cm)   257" (653 cm)	NA   173" (439 cm)	242" (615 cm)   218" (554 cm)	245" (622 cm)   224" (569 cm)
Mixing Chamber Length	132" (355 cm)	140" (356 cm)	149" (378 cm)	132" (355 cm)	140" (356 cm)	149" (378 cm)	151" (384 cm)	159" (404 cm)	164" (417 cm)	170" (431 cm)	215" (546 cm)	221" (561 cm)	169" (429 cm)	215" (546 cm)	221" (561 cm)
Overall Width - Mixer Only (No Discharge)	99" (251 cm)	100" (254 cm)	101" (257 cm)	99" (251 cm)	100" (254 cm)	101" (257 cm)	113" (287 cm)   117" (297 cm)		88" (224 cm)	92" (234 cm)	98" (249 cm)	106" (270 cm)	92" (234 cm)	98" (249 cm)	106" (270 cm)
Tread Width	81" (206 cm)			-			99" (252 cm)		86" (220 cm)	97" (246 cm)	106" (270 cm)	106" (270 cm)	100" (254 cm)		
Auger RPM - Standard / High Speed	37/NA			22/32			27/40 (40 for single speed option)		NA/41		27/41		41 / NA		
PTO Drive	540 RPM			-			540 or 1,000 RPM	1,000 RPM	540 RPM		1,000 RPM		Mechanical		
PTO Minimum Power Requirement	50 hp (37 kW)	75 hp (56kW)	90 hp (67kW)	Consult factory			90 hp (67 kW)	100 hp (75kW)	75 hp (56 kW)	90 hp (67 kW)	110 hp (82 kW)	120 hp (90 kW)	-		
Axle Configuration	Single Axle			-			Inline Tandem Axle		Single Axle		Single Axle		-		
Hitch	Clevis			-			Clevis or Spade		Clevis or Spade		Clevis or Spade		-		
Unit Weight	Min. 6,120 lbs (2,776 kg) - Max. 9,170 lbs (4,159 kg)	Min. 6,430 lbs (2,917 kg) - Max. 9,470 lbs (4,296 kg)	Min. 6,780 lbs (3,075 kg) - Max. 9,830 lbs (4,459 kg)	Min. 6,050 lbs (2,744 kg) - Max. 7,080 lbs (3,211 kg)	Min. 6,350 lbs (2,880 kg) - Max. 7,390 lbs (3,352 kg)	Min. 6,700 lbs (3,039 kg) - Max. 7,740 lbs (3,511 kg)	Min. 9,410 lbs (4,268 kg) - Max. 11,740 lbs (5,325 kg)	Min. 9,880 lbs (4,482 kg) - Max. 12,220 lbs (5,543 kg)	Min. 8,110 lbs (3,679 kg) - Max. 10,380 lbs (4,780 kg)	Min. 8,970 lbs (4,069 kg) - Max. 11,320 lbs (5,135 kg)	Min. 10,160 lbs (4,608 kg) - Max. 14,020 lbs (6,359 kg)	Min. 10,680 lbs (4,844 kg) - Max. 14,410 lbs (6,536 kg)	Min. 9,340 lbs (4,237 kg) - Max. 11,520 lbs (5,225 kg)	Min. 13,600 lbs (6,169 kg) - Max. 17,250 lbs (7,824 kg)	Min. 14,260 lbs (6,468 kg) - Max. 17,940 lbs (8,137 kg)
Weighing System	3-Point			3-Point			4-Point		3-Point		3-Point		4-Point		
Discharge Door Location	Right, left, or right/left combo			Right or left			Front, Front & Rear, Left, Right, Left & Rear, Right & Rear		Front, Left, Left & Right, Right	Front, Front & Rear, Left, Left & Right, Left & Rear, Right, Right & Rear, Left & Right & Rear			Left, Left & Rear	Front, Front & Rear, Left, Left & Rear	
Slide Tray - Maximum Height	21" (53 cm)			13" (33 cm)			-   14" (36 cm)		8" (21 cm)		14" (36 cm)		33" (84 cm)	31" (79 cm)	
Slide Tray - Maximum Reach	14" (36 cm)			-			-   24" (61 cm)		15" (38 cm)		13" (33 cm)		8" (20 cm)	14" (36 cm)	
Side Chain & Slat Conveyor - 24"/36"/48"/60"/72" (61/91/122/152/183 cm) - Maximum Height	31"/38"/45"/52"/59" (79/97/114/132/150 cm)			-			-   33"/40"/46"/53"/60" (84/102/117/135/152 cm)		28"/38"/48"/58"/68" (71/97/122/147/172 cm)		25"/35"/45"/54"/64" (63/88/113/138/163 cm)		28"/38"/48"/58"/68" (71/97/122/147/172 cm)	25"/35"/45"/54"/64" (63/88/113/138/163 cm)	
Side Chain & Slat Conveyor - 24"/36"/48"/60"/72" (61/91/122/152/183 cm) - Maximum Reach	27"/37"/47"/57"/67" (69/94/119/145/170 cm)			-			-   40"/50"/60"/69"/79" (102/127/152/175/201 cm)		28"/35"/42"/49"/56" (72/90/107/125/142 cm)		33"/39"/46"/53"/60" (83/100/118/135/153 cm)		52"/58"/65"/72"/79" (132/147/165/183/201 cm)		
Side Belt Conveyor - 36"/48"/72"/96" (91/122/183/244 cm) - Maximum Reach	-			-			-   49"/59"/79"/96" (124/150/201/244 cm)		38"/47"/67"/85" (96/121/171/215 cm)		34"/44"/64"/81" (87/112/162/207 cm)		-		
Side Belt Conveyor - 36"/48"/72"/96" (91/122/183/244 cm) - Maximum Height	-			-			-   41"/48"/62"/74" (104/122/158/189 cm)		35"/42"/55"/68" (89/106/141/172 cm)		39"/46"/60"/72" (99/116/151/183 cm)		-		
Side Belt Conveyor - 36"/48"/72" (91/122/183 cm) - Maximum Reach	38"/48"/67" (97/122/170 cm)			-			-		-		-		-		
Side Belt Conveyor - 36"/48"/72" (91/122/183 cm) - Maximum Height	37"/44"/58" (69/112/147 cm)			-			-		-		-		-		
Front Incline Chain & Slat Conveyor - 24"/36" (61/91 cm) - Maximum Reach	-			-			-		-		-		-	22"/33" (56/84 cm)	
Front Incline Chain & Slat Conveyor - 24"/36" (61/91 cm) - Maximum Height	-			-			-		-		-		-	60"/66" (152/168 cm)	
Front Incline Chain & Slat Conveyor - 36"/48" (91/122 cm) - Maximum Reach	-			-			29"/39" (74/99 cm)   -		30"/40" (75/103 cm)		25"/35" (63/90 cm)		-		
Front Incline Chain & Slat Conveyor - 36"/48" (91/122 cm) - Maximum Height	-			-			48"/55" (122/140 cm)   -		37"/42" (94/106 cm)		41"/46" (105/118 cm)		-		
Front Conveyor Travel - Left or Right	-			-			-		8" (20 cm)	8" (20 cm)	8" (20 cm)	8" (20 cm)	-	8" (20 cm)	8" (20 cm)
Front Flat Chain & Slat Conveyor - Maximum Reach	-			-			10" (25 cm)   -	10" (25 cm)   -	8" (20 cm)	8" (20 cm)	8" (20 cm)	8" (20 cm)	-	8" (20 cm)	8" (20 cm)
Front Flat Chain & Slat Conveyor - Maximum Height	-			-			28" (71 cm)   -	28" (71 cm)   -	22" (59 cm)	22" (59 cm)	29" (74 cm)	29" (74 cm)	-	45" (114 cm)	45" (114 cm)

# MyKUHNN

THE LINK TO MY SUCCESS

MyKUHNN is your online customer portal where you can access machine operator's manuals, parts catalog and more! The site is available on computer, phone or tablet, so you can access your fleet's information anywhere around the farm. Create an account and register your KUHN equipment today!



## MORE PRODUCTS TO MEET YOUR NEEDS!



1. Mowers - 2. Tedders - 3. Round Balers - 4. Bale Processors - 5. Manure Spreaders - 6. Primary Tillage Systems

KUHN NORTH AMERICA, INC. | Corporate Headquarters | 1501 West Seventh Avenue - Brodhead, WI 53520

For more information about your nearest KUHN dealer,  
visit our website [www.kuhn.com](http://www.kuhn.com)

Information given in this document is only for informational purposes and is non-contractual. Our machines are in compliance with North American safety standards. In our literature, and for improved illustration of certain details, some safety devices may not be in operating position. When operating these machines, these devices must be operated in accordance with the requirements indicated in the operator's manuals and assembly manuals. We reserve the right to change any designs, specifications or materials listed without further notice. Machines and equipment in this document can be covered by at least one patent and/or registered design. Trademarks cited in this document may be registered in one or several countries.

Printed in USA 706449US 0621 Copyright 2021 Kuhn North America, Inc.

