

PULL-TYPE FORAGE HARVESTERS AND FLAIL HARVESTER

FP230 | FP240 | 38



THE BEST IN HIGH CAPACITY AND CHOP QUALITY

Rugged New Holland forage harvesters deliver high-capacity performance and the uniform chop you're looking for. It's no wonder they're the best-selling line of forage harvesters on the market.



HIGHER-QUALITY FEED AND MORE OF IT

The New Holland pull-type models feature wide, rugged 12-knife cutterheads built for efficient chopping. For top capacity, choose the FP230 or FP240. They're heavy-duty performers that have been thoroughly tested to match today's higher-horsepower tractors—from the rugged 1000-rpm driveline gearbox all the way to the cast iron spout base. For added versatility, the FP230 and FP240 can be equipped with New Holland's optional CropPro® onboard crop processor. CropPro makes corn silage that's easier to digest, which helps increase milk production and eliminates the expense and process time of a stationary roller mill.

CONVENIENCE AND PEACE OF MIND

New Holland forage harvesters take the hassle out of your work. Built-in knife sharpeners and hardened, reversible, easy-to-adjust shearbars make it easy to maintain cutting performance. Lightweight, hinged shielding and exclusive flip-up feedrolls provide easy access to all major components. For added peace of mind, rely on the Metalert® III electronic metal detector to protect your livestock from hardware disease and protect your cutterhead from damage. It's standard on the FP230 and FP240.

Chop your way to greater productivity with a New Holland forage harvester. See one at your New Holland dealer.

RECOMMENDED PTO HP		
Model	Minimum	Maximum
FP230	150	225
FP240	180	300




UNIFORM LENGTH OF CUT FOR HIGH-QUALITY FEED

A uniform length of cut not only yields high-quality feed, it makes everything easier—unloading, blowing, storing and feeding. The key to a consistent chop is smooth crop flow through the forage harvester. It's a process New Holland has perfected.



SMOOTH FEEDING

New Holland chop quality starts with four power-driven feedrolls that deliver material smoothly to the cutterhead for a controlled, even cut. The front feedrolls are aggressive to handle heavy materials and pull in slugs. The smaller, rear feedrolls grip the crop tightly to ensure an even, precise cut to keep cobs or long pieces of silage from getting into the wagon or truck. Spring-loaded upper feedrolls keep material compressed to reduce bunching and plugging problems, assuring consistent length of cut.



REVERSE TO CLEAR SLUGS

A special gearbox permits reversing the feedrolls and header drive to clear heavy slugs in case of overload. An electric clutch provides immediate response and positive control of the gearbox.


UNIFORM CHOPPING WITH 12 FULL-WIDTH KNIVES

The heart of New Holland forage harvesters is the massive, 12-knife cutterhead that's built to move more crop and chop it uniformly using full-width, spiral, hardened-alloy knives with tungsten edges. Producing high-quality feed with less power and less fuel, there's simply no better cutterhead-and none that's easier to sharpen.



FAST SHARPENING AND ADJUSTMENT

One of the reasons chop quality is the hallmark of New Holland forage harvesters is because New Holland makes knife sharpening and shearbar adjustment so easy. The built-in knife sharpener features a huge, three-inch-diameter, ratchet-advanced stone that automatically advances at the end of each stroke. The cutterhead reverses to ensure a true cutting edge on all knives. Sharp knives and the easy-to-adjust shearbar keep you chopping at peak productivity and save on tractor wear and fuel by reducing power requirements. A shearbolt protects the driveline if a foreign object hits the cutterhead.




EASY-LIFT SHIELDING

Lightweight, hinged shielding panels lift easily, making lubrication, adjustment and inspection nearly effortless.



HARDENED REVERSIBLE SHEARBAR

The New Holland shearbar is hardened on both top and side for even wear and extra-long life. And, it's reversible, so when one side wears down, just turn it around.




MORE CUT LENGTH CHOICES

New Holland forage harvesters offer the widest length of cut selections to match your exact feeding requirements. You can vary length of cut by changing feedroll speed, adding or removing knives or by using one of six optional recutter screens for non-processor machines.

AVERAGE LENGTH OF CUT IN. (MM)			
12 knives	8 knives	6 knives	4 knives
$\frac{3}{16}$ (4.8)	$\frac{1}{32}$ (7.1)	$\frac{3}{32}$ (7.1)	$\frac{1}{32}$ (7.1)
$\frac{1}{4}$ (6.4)	$\frac{3}{16}$ (9.5)	$\frac{1}{2}$ (12.7)	$\frac{3}{4}$ (19.1)
$\frac{1}{4}$ (6.4)	$\frac{3}{16}$ (9.5)	$\frac{1}{2}$ (12.7)	$\frac{3}{4}$ (19.1)
$\frac{5}{16}$ (8)	$\frac{7}{16}$ (11.1)	$\frac{3}{8}$ (16)	$\frac{19}{16}$ (24)
$\frac{3}{8}$ (9.5)	$\frac{9}{16}$ (14.3)	$\frac{3}{4}$ (19.1)	$1\frac{1}{8}$ (28.6)
$\frac{7}{16}$ (11.1)	$2\frac{1}{32}$ (16.7)	$\frac{7}{8}$ (22.2)	$1\frac{1}{16}$ (33.3)

HEAVY-DUTY DRIVES

The long tongue allows for excellent maneuverability and houses heavy-duty drives and provides a "parking position" for hoses and wiring.



NO SLOWDOWN AT THE BLOWER

The large-diameter, chain-driven transfer auger rotates at 620 rpm to quickly move material to the wide transfer opening. Smooth crop flow continues at the blower. A 1000-rpm blower on the FP230 and FP240 moves crop fast for increased productivity.

EXCLUSIVE FLIP-UP FEEDROLLS

Only New Holland provides flip-up feedrolls that allow you to routinely clean and inspect the shearbar and smooth roll scraper without taking them out of the machine. The upper feedroll lifts up without removing the crophead.

SIMPLE CONTROL FROM YOUR SEAT

Standard electric remote controls for spout, feedrolls and attachment drives let you control all operations right from your tractor seat.

METALERT® III SYSTEM PROTECTS EQUIPMENT AND CATTLE

Broken rake tines, sickle sections, lost hitch pins and other metal objects can turn up in the cleanest fields. Large pieces can cause costly cutterhead damage. And, if metal ends up in livestock feed, it can harm your valuable herd.

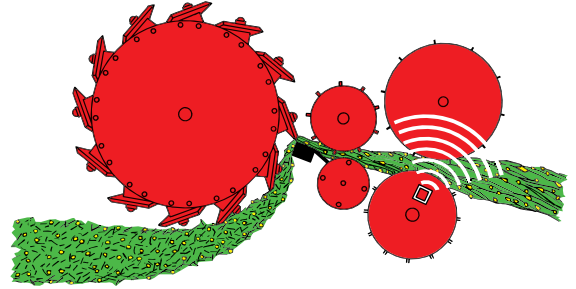
5-YEAR CUTTERHEAD PROTECTION PLAN

For the finest protection available, make sure your New Holland forage harvester is equipped with the Metalert® III electronic metal detector. It delivers peace of mind and a five-year cutterhead protection plan that pays for all parts and labor to repair any damaged part resulting from ferrous metal entering the cutterhead. The Metalert III microcomputer also provides on-board diagnostic capabilities.



FEEDROLLS STOP WITHIN 1/20 OF A SECOND

New Holland's 30 years of experience with metal detectors has led to the Metalert® III system. Here's how it works. A magnet and sensor are housed in the lower front feedroll. The magnet emits a constant magnetic field between the two front stainless steel feedrolls. When a stray piece of iron or steel enters the feedrolls, a signal is sent to a solenoid located above the upper feedroll. The solenoid releases a spring pawl into the ratchet wheel, stopping the feedrolls. At the same time, it shuts off power to an electric clutch on the reversing gearbox, which shifts to neutral and stops power to the feedroll drive. All within 1/20 of a second!




IN-CAB ALERT SYSTEM

A built-in alarm light and horn alert you when metal is detected. Simply back the material out of the feedrolls with this feedroll control switch. Metalert III automatically resets when the metal has been removed.



CHOP AND PROCESS CORN SILAGE IN ONE OPERATION

Improve your corn silage feed efficiency with New Holland's optional onboard CropPro™ crop processor.



BETTER DIGESTIBILITY, INCREASED MILK PRODUCTION

Factory installed between the cutterhead and blower, the CropPro crop processor shears cobs and stems, and cracks and crushes kernels, producing silage that is higher in effective fiber and easier for your herd to digest. That means higher milk production without buying additional feed or supplements, and without the expense and process time of a stationary roller mill. A single baffle is easy to remove to quickly change from corn silage to haylage.



SEGMENTED CROPPRO™ ROLLS

CropPro rolls are segmented, allowing them to be rebuilt at a lower cost than one-piece rolls.

CROP-SAVING HEADS

New Holland cropheads are designed to keep pace with the high-capacity demands of New Holland forage harvesters and make it easy to gather all the crop you grow. All cropheads used on the FP230 and FP240 are PTO shaft driven for easier hookup and removal. Shaft drive provides increased reliability and less maintenance than chain drives. Take a look at the New Holland advantages:

SUPERSWEEP™ WINDROW PICKUP HEADERS

- Quick-attach PTO for easy header changes (FP230/FP240).
- Closely-spaced, curved rubber pickup tines flex to pick up the short, fine-stemmed material other pickups miss.
- Open-end design allows for easy pick up of wide or wind-blown windrows.
- Extra-rugged gauge wheels take the punishment of frequent bumps.
- Floating auger with retractable fingers (retractable fingers are optional for the 27P) provides even crop flow into the feedrolls for high-quality chopping. The auger reverses with the feedrolls to easily clear overloads.



CORNHEADS

- Floating points with adjustable skid shoes eliminate bulldozing and maximize the intake of cornstalks, even in lodged crop conditions.
- Spring-loaded cutoff discs cut corn close to the soil without dragging the ground.
- Gathering chains work away from the mud and extend far forward to grab the stalks before they're cut.
- Aggressive auger delivers a smooth flow of material.
- Right- and left-hand power dividers are standard equipment on the 3PN.

WINDROW PICKUPS

27P	76.5" tine to tine
29P	92" tine to tine

FP230

FP240

X

X

X

X

CORNHEADS

824	two-row narrow or wide 28" to 34", or 36" to 40" in two-inch increments
3PN	three-row narrow 28" to 32" row spacing

FP230

FP240

X

X

X

MODELS

FP230

FP240

Weight (single axle)	lbs. (kg)	4,500 (2040)	4,700 (2130)
Length	ft. in. (m)	21' 6" (6.5)	21' 6" (6.5)
Height with standard spout	ft. in. (m)	11' 2" (3.4)	11' 2" (3.4)
Width	ft. in. (m)	10' 8" (3.3)	10' 8" (3.3)
Number/type of knives		12 single-edge hardened alloy	12 single-edge hardened alloy
Cutterhead, type/speed		Cylinder, 850 rpm	Cylinder, 850 rpm
Cutterhead, diameter	in. (mm)	21 (533)	21 (533)
Throat opening	in. x in. (mm x mm)	22 x 6-5/8 (558 x 167)	24-3/8 x 6-5/8 (619 x 167)
Shearbar		Quick adjust, reversible, hard-faced on vertical and horizontal surfaces	
Length of cut*	in. to in. (mm to mm)	3/16 to 7/16* (76 to 177)	3/16 to 7/16* (76 to 177)
Blower speed	rpm	1,000	1,000
Recommended max. tractor hp	PTO hp	225	300
Minimum power required	PTO hp	150	180
Knife sharpener	in. (mm)	3" (76) manual, built-in	3" (76) manual, built-in
Recutter screens (non processor units)		6 sizes available	6 sizes available
Vertical wheel adjustment	in. (mm)	6 (152)	6 (152)
Tire sizes, single axle		31x13.5-15 8PR standard 14Lx16.1 8PR optional	14Lx16.1 8PR standard
Tire sizes, tandem axle		11Lx15-15 6PR	11Lx15-15 6PR
Optional CropPro™ crop processor		○	○
Construction		Hardened ductile iron, steel shaft	Hardened ductile iron, steel shaft
Weight	lbs. (kg)	490 (218)	520 (231)
Roll width	in. (mm)	24-1/2 (622)	26-7/8 (682)
Roll diameter	in. (mm)	7-7/8 (200)	7-7/8 (200)
Roll gap	in. to in. (mm to mm)	3/16 to 5/8 (4 to 15)	3/16 to 5/8 (4 to 15)
Roll speed	rpm upper rpm lower	2,650 2,250	2,650 2,250
Optional equipment			
<ul style="list-style-type: none"> • Automatic wagon hitch • CropPro™ crop processor (FP230/FP240) • Tandem axle (FP230/FP240) 		<ul style="list-style-type: none"> • Spout extensions • Recutter screens • Hydraulic swing tongue (FP230) 	

○ Optional — Not Available * Longer lengths of cut can be obtained by removing knives—up to 15'16" length of cut with only four knives.

CORNHEAD MODELS

824

3PN

Number of rows		2	3
Row spacing	in. to in. (mm to mm)	28 to 40 variable (711 to 1016)	28 to 32 (711 to 813)
Overall width	ft. in. to ft. in. (mm to mm)	5' 4" to 6' 6" variable (1626 to 1981)	7' 8" (2337)
Length	ft. in. (mm)	6' 3" (1905)	7' 9" (2362)
Height	in. (mm)	33-3/4 (857)	53 (1346)
Weight	lbs. (kg)	865 (392)	2030 (921)
Drive protection		Shearbolt	Slip clutch
Type of sickle		Rotary	Rotary
Stalk deflector		●	●
Power divider		●	● (L & R)
Chain size		Ag Impl #620	#60 Roller chain

● Standard

WINDROW PICKUP MODELS

27P

29P

Tine width	ft. in. (m)	6' 4-1/2" (1.94)	7' 8" (2.34)
Pickup width	ft. in. (m)	7' 7" (2.15)	8' 2-1/2" (2.15)
Total unit width, w/roller and gauge wheel	ft. in. (m)	8' 10" (2.69)	9' 9-1/2" (2.98)
Number of tines		120	144
Pickup drive		Chain/gear set	Chain/gear set
Auger outside diameter	in (mm)	20 (508)	20 (508)
Auger drive		#60 roller chain	#80 roller chain
Overload protection		Slip clutch	Slip clutch
Windguard		●	●
Weight (approx)	lbs. (kg)	1,050 (476)	1,200 (544)

● Standard — Not Available

A TRUE MULTI-PURPOSE CHOPPER

Dampness and morning dew won't slow down chopping when you own a New Holland Model 38 CropChopper® flail harvester. Curved cutterhead paddles give added lift, so crop gets into the wagon even when it's moist. Blower paddles are adjustable to maintain paddle-to-band clearance for positive blowing action and reduced band wear.

CHOPS A VARIETY OF CROPS

Most often, the Model 38 is used to chop standing grass crops for daily green feeding. But it also works well when making bedding from cornstalks or straw, or shredding and spreading cornstalks for mulching. It mows weeds, clears small brush and stubble, and tops potatoes and beets. It even clips pastures and waterways, chops flax and cleans up rice stubble. When you need a multi-purpose machine that lives up to its name, look no further than a New Holland CropChopper® harvester.

BUILT-IN RELIABILITY

Heavy-duty rotor bearings, protected by special seals and lubricants, keep out moisture, dirt and debris. And, the rotor housing opens when you discharge materials on the ground—a useful feature when shredding and spreading cornstalks, mowing weeds or clearing brush and stubble. The cutterhead has individually-adjustable knives that rechop the crop after it passes through the rotor flails. The cutterhead can also be equipped with your choice of two, three or six knives. Rotor knives feature a staggered pattern to ensure an even, uniform crop flow. And micrometer-type knife holders make it easy to adjust the knives with the shear plate, so there's no need to loosen knife bolts.

38 CROPCHOPPER® FLAIL HARVESTER

Width, in transport	ft. in. (m)	9' 8" (2.94)
Width, in operation	ft. in. (m)	10' 10" (3.30)
Height, overall	ft. in. (m)	10' 2" (3.09)
Length, overall	ft. in. (m)	10' 4" (3.15)
Weight	lbs. (kg)	2,020 (898)
Cutting width	in. (m)	72 (1.83)
Cutting height	in. (mm)	2 to 7 (50 to 180)
Rotor speed		1,373 rpm
Rotor flails		40
Cutterhead knives		3 standard
Cutterhead paddles		Cupped
Cutterhead speed		966 rpm
Number of paddles		3
Adjustable hitch		2 positions
Drive		540 rpm PTO with yoke and safety shield
Overload protection		Slip and overrunning clutches and shearbolt
Tires		27x7.50-15



ENGINEERED FOR HIGH CAPACITY; BUILT FOR A LONG, TROUBLE-FREE LIFE

CENTER-FILLS SILOS OVER 100 FEET TALL

It's easy to keep pace with harvesters and wagons with the F62B forage blower. This high-capacity blower moves mountains of material thanks to its 12-inch feed auger positioned at a 30-degree angle to the eight-paddle, 60-inch-diameter blower fan. With a paddle tip speed of 8,460 feet per minute, the F62B blows corn silage at a capacity of up to 180 tons per hour and haylage at a capacity of up to 110 tons per hour.

MODEL F62B BLOWER SPECIFICATIONS

Length	in. (mm)	108 (2743)
Width	in. (mm)	100 (2540)
Weight	lbs. (kg)	1,605 (729)
Blower		
Blowing height*	ft. (m)	Over 100 ft. (Over 30)
Blower housing	in. (mm)	60 dia. (1524)
Paddles (adjustable)		8
Paddle tip speed	ft./min. (m/min.)	8,460 (2579)
Drive		Direct PTO
Hopper		
Diameter–auger	in. (mm)	12 (305)
Length–auger	in. (mm)	50 (1270)
Width	in. (mm)	37 (940)
Height from ground–adjustable	in. (mm)	20-1/2 to 27-1/2 (520 to 699)
Feeder type		Auger
Driveline protection		Shearbolt
PTO		540 rpm
Tires		4.80–8 “C” load range
Capacity (with adequate power)		
Corn silage	tons/hr. (mt/hr.)	180 (163)
Haylage*	tons/hr. (mt/hr.)	110 (100)
○ Optional Equipment – Pipe Clamp, Kwik Pipe Bundle, Telescoping Pipe Section, Hinged Deflector, Safety Tow Chain+		





VALUE, SERVICE AND SOLUTIONS

There's a certain way of thinking that comes from living on a farm. Farming takes equal parts brain and brawn. Not to mention thick skin, calloused hands and a fair share of know how. Seasoned farmers know it helps to have equipment that's built by farmers, sold by farmers and used by farmers.

Support at every step. When you place your confidence in New Holland agricultural equipment, you get the finest in local support. Your New Holland dealer understands the many challenges you face and stands behind you at every step with the equipment, parts, service and financial solutions to make your job easier. Look to New Holland for a complete selection of equipment, including a full line of tractors, hay & forage equipment, harvesting, crop production and material handling equipment.

Quality parts and service. Turn to your New Holland dealer after the sale for expert, factory-trained service and genuine New Holland-branded parts. Your dealer has the very latest service updates and training to ensure your equipment keeps working productively season after season.

Financing solutions. Your New Holland dealer can tell you about smart ways to turn your financial challenges into opportunities with a portfolio of innovative financial services available through CNH Industrial Capital, including customized financing, leasing, insurance and the purchasing convenience of a Commercial Revolving Account.

For reliable equipment, parts and service — or just honest advice on farming and finance — turn to New Holland and your trusted New Holland dealer. We know. We're farmers, too.



We are proud to support the FFA.

Learn more at www.newholland.com/na

Design, materials and/or specifications are subject to change without notice and without liability therefor. Specifications are applicable to units sold in Canada, the United States, its territories and possessions, and may vary outside these areas.

© 2015 CNH Industrial America LLC. All rights reserved. New Holland is a trademark registered in the United States and many other countries, owned by or licensed to CNH Industrial N.V., its subsidiaries or affiliates. Any trademarks referred to herein, in association with goods and/or services of companies, other than owned by or licensed to CNH Industrial N.V., its subsidiaries or affiliates, are the property of those respective companies.



Safety begins with a thorough understanding of the equipment. Always make sure you and your operators read the Operator's Manual before using the equipment. Pay close attention to all safety and operating decals and never operate machinery without all shields, protective devices and structures in place.