

Kubota®



KUBOTA COMPACT EXCAVATOR

**KX**

**KX018-4**

Groundbreaking performance. Ultra versatility.  
Comfort in a compact environment.



## Enhanced Digging Force

The KX018-4 delivers an impressive bucket digging force. Its powerful and well-balanced arm and bucket allow the operator to dig faster and more efficiently even in the toughest conditions.

## Extraordinary Stability and Lifting Capacity

The KX018-4's superior stability is due to its long tumbler distance and wide variable track width. It enables you to safely perform jobs using a host of Kubota attachments. Kubota's unique hydraulic system, together with a powerful boom cylinder, delivers the lifting power you need to broaden your range of lifting jobs. Combined, you get an advanced hydraulic system that automatically regulates and distributes the optimum amount of oil to each cylinder, based on the weight of the load for smooth, responsive and stable lifting capacity and overall operation.

"Digging Force  
Arm 6% MORE  
Bucket 2.5% MORE"



# SUPERIOR PERFORMANCE

Kubota's new KX018-4 mini excavator raises the standard in the 1.5-2.0 ton category with a powerful digging force and a wider working range that rivals larger excavators. And with enhanced accessibility to sites such as roadsides or residential areas, the KX018-4 gets the jobs done easier from large construction areas to the tightest of places.





### **Kubota Original Engine**

The KX018-4 is powered by Kubota's impressive D902 17 HP engine. Engineered with the power to maximize digging and lifting performance. It also delivers minimal noise and vibration, and meets the latest engine emission regulation.

### **Short-pitched Rubber Crawler and Double-flanged Track Rollers**

The KX018-4 features a short-pitched rubber crawler that minimizes vibration and double-flanged rollers that help improve stability and travel performance.

### **Wide Working Range**

The KX018-4's working range is always hard at work for you. You get powerful and responsive working applications that are ideal for digging, lifting and loading. Plus, you'll get improved digging depth and load over height, meeting or exceeding the latest requirements of today's construction jobs.

### **ROPS and FOPS Certified Cabin/Canopy**

Lightweight for improved stability and certified for safety, the KX018-4's ROPS & FOPS safety systems provide protection from falling debris or accidental rollovers.

### **Straight Travel**

For added safety, Kubota's hydraulic system makes sure that you travel in a straight line even during simultaneous operation of the front boom, arm and bucket.

## **Variable track gauge**

To optimize stability when using heavy attachments, the KX018-4 tracks can be expanded to a width of 4'3.2" and retracted to 3'3.0" to make passing through narrow doorways and tight work possible. Either adjustment can be made in just seconds by operating the independent track gauge lever.



## **Auto down shift**

The auto down shift system enables automatic travel shift from high to low depending on traction effort and terrain. This gives smoother operations when dozing and turning.

# DELUXE INTERIOR

Offering one of the largest cabs in its class with ample legroom, adjustable seating and a wide door, the KX018-4 cab model brings more comfort to tough work. Combined with the handy new multifunctional digital panel, operations are now easier than ever.

## New Spacious Cab

Designed for greater comfort, the new large cab with a fully flat floor provides more legroom to minimize fatigue.

## New Digital Panel

Following the success and popularity of Kubota's Intelligent Control System, the new digital panel puts convenience at the operator's fingertips. The user-friendly digital panel is positioned to the front right corner of the operator for better visibility, and features one-touch button operation to view the time, hour meter and tachometer. Warning lamps with code numbers on the display will alert you to emergencies such as overheating, hydraulic problems or low battery. With easier access, simpler settings, easy-to-read indicators and alerts, you'll always be aware of the excavator's functioning status.

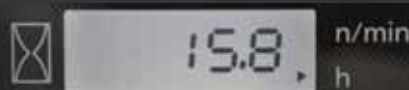


1. Fuel Level Gauge
2. Water Temperature Gauge
3. Warning Lamps  
(Overheating, Hydraulic, Battery)
4. LCD Display (Time, Hour, rpm)

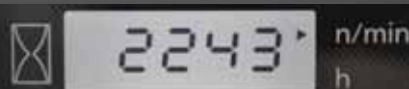
### Time



### Hour Meter



### Tachometer



## Easy-open Front Slide Window

Unlike many excavator windows, the front glass window of the KX018-4 opens with ease. Just flip the latches on the window sides and slide it up. A gas-assist mechanism makes this action almost effortless.



B

C

A



### A. Fully Flat Floor

For added comfort, the cab floor is completely flat for greater legroom and a more spacious feel.

### B. 2-speed Travel Switch

By placing the 2-speed travel switch on the dozer lever, dozing operations can be done faster and easier.



### C. Cup Holder

With the convenience of a bigger cup holder, you can quench your thirst and work longer without leaving the cab.

### D. Wrist Rest

A thoughtfully designed wrist rest enhances operation and reduces operator fatigue.

## Easy Cab Entry and Exit

The wide cab entrance allows quick access to and from the cab making operations that require frequent exiting, such as trenching and piping, much easier.




## TPSS

The Two-Pattern Selection System positioned under the seat allows the operator to change control styles conveniently while seated. A simple turn of a switch is all it takes to select between the ISO pattern and the SAE backhoe pattern.

# Engine Maintenance

Kubota has made routine maintenance extremely simple by consolidating primary engine components onto one side for easier access. Engine and other vital components can be inspected quickly and easily.

- A. Dual Element Air Cleaner
- B. Water Separator
- C. Fuel Filter
- D. Alternator
- E. Starter Motor



# MAINTENANCE & SAFETY

The KX018-4 offers added peace-of-mind with extremely high levels of safety and durability. Furthermore, Kubota simplifies inspections and repairs with easier access to the major components.



## Topside Boom Cylinder

For increased reliability when performing in hazardous conditions, such as demolition jobs with a breaker, the boom cylinder has been positioned on the topside of the boom to prevent cylinder damage.



## Integrated Travel Motor Hoses

Kubota has enclosed the travel motor hoses within the track frame for added protection.



# KX018-4 OPTIONS

### Canopy lights



### Quick coupler



### Hydraulic breaker



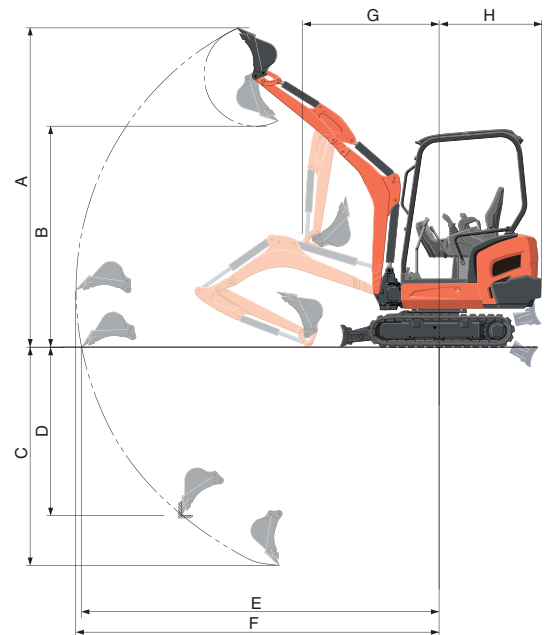
### Buckets

Spark arrest muffler

Travel alarm

## WORKING RANGE

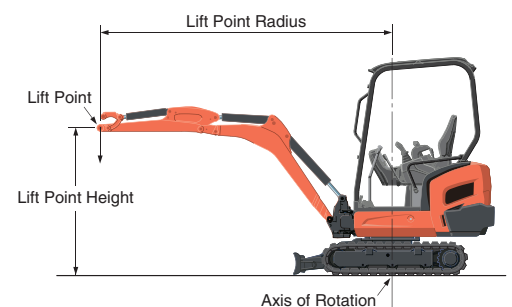
Model		KX018-4		
A	Max. digging height	ft. in. (mm)	11'4.2" (3460)	
B	Max. dumping height	ft. in. (mm)	7'9.7" (2380)	
C	Max. digging depth	ft. in. (mm)	7'9.7" (2380)	
D	Max. vertical digging depth	ft. in. (mm)	6'5.4" (1965)	
E	Max. digging radius, at ground level	ft. in. (mm)	12'8" (3860)	
F	Max. digging radius	ft. in. (mm)	12'10.3" (3920)	
G	Min. turning radius	W/o swing	ft. in. (mm)	4'10.3" (1480)
		With swing	ft. in. (mm)	3'10.1" (1170)
H	Min. tail turning radius	ft. in. (mm)	3'6.1" (1070)	



## LIFTING CAPACITY

LIFT POINT HEIGHT (ft)	LIFTING CAPACITY OVER THE FRONT, BLADE DOWN unit=1000lbs			LIFTING CAPACITY OVER THE SIDE unit=1000lbs		
	LIFT POINT RADIUS (ft)			LIFT POINT RADIUS (ft)		
	6	8	10	6	8	10
6	-	0.56	0.64	-	0.56	0.53
4	0.81	0.73	0.66	0.81	0.73	0.52
2	1.41	0.91	0.69	1.08	0.71	0.51
GL	1.49	0.96	0.68	1.03	0.68	0.49

Machine with ROPS canopy and rubber crawler, without bucket

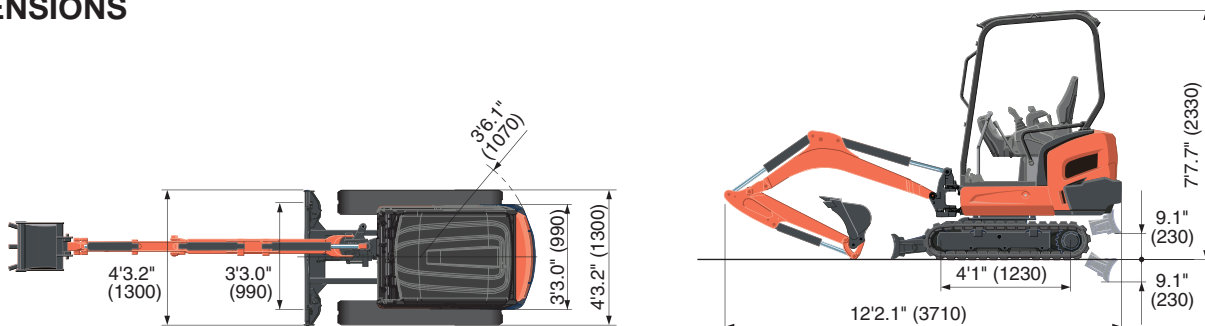


# SPECIFICATIONS

Model		KX018-4		
Type of ROPS / FOPS		Canopy / Cab		
Type of tracks		Rubber		
Engine	Model		Kubota D902-BH-E4	
	Output (SAEJ 1995 gross)	HP (kW)/rpm	17.0 (12.7) / 2300	
	Output (SAEJ 1349 net)	HP (kW)/rpm	15.2 (11.3) / 2300	
	Displacement	cu. in. (cc)	54.80 (898)	
Dimensions	Overall length	ft. in. (mm)	12'2.1" (3710)	
	Overall height	ft. in. (mm)	7'7.7" (2330) – 7'8.5" (2350)	
	Overall width	ft. in. (mm)	4'3.2" (1300) – 3'3.0" (990)	
	Min. ground clearance	in. (mm)	6.3" (160)	
Hydraulic system	Pump capacity	GPM (ℓ/min)	4.6 (17.3) × 2 / 2.8 (10.4) × 1 / 1.7 (6.2) × 1	
	Auxiliary hydraulic flow	GPM (ℓ/min)	7.4 (27.7)	
	Max. breakout force	Bucket / Arm	lbf. (kgf)	3594 (1630) / 1852 (840)
Drive system	Travel speed	Low / High	mph (km/h)	1.4 (2.2) / 2.6 (4.0)
	Max. traction force		lbf. (kgf)	<b>4865 (2211)</b>
	Tumbler distance		ft. in. (mm)	4'1" (1230)
	Crawler length		ft. in. (mm)	5'2.6" (1590)
	Shoe width		in. (mm)	9.1" (230)
	Ground contact pressure		psi (kgf/cm <sup>2</sup> )	3.7 (0.26) / 3.8 (0.27)
Swing system	Unit swing speed		rpm	9.1
	Boom swing angle	Left / Right	degree	75 / 60
Blade	Dimensions	Width	ft. in. (mm)	4'3.2" (1300) – 3'3.0" (990)
		Height	in. (mm)	9.1" (230)
	Max. lift above ground		in. (mm)	9.1" (230)
	Max. drop below ground		in. (mm)	9.1" (230)
Hydraulic oil (reservoir / system)		gal (ℓ)	4.1 (15.5) / 7.4 (28)	
Fuel reservoir		gal (ℓ)	5.6 (21)	
Operating weight (Including operator's weight 175 lbs.)		lbs. (kg)	3747 (1699) / 3967 (1799)	

The company reserves the right to change the above specifications without notice. This brochure is for descriptive purposes only. Please contact your local Kubota dealer for warranty information. For your safety, Kubota strongly recommends the use of a Rollover Protective Structure (ROPS) and seat belt for almost all applications.

## DIMENSIONS



Unit: ft. in. (mm)

©2012 Kubota Corporation



### KUBOTA CANADA LTD.

Head Office:  
5900 14th Avenue, Markham, Ontario L3S 4K4  
TEL: (905) 294-7477 FAX: (905) 294-6651

Visit our web site at: [www.kubota.ca](http://www.kubota.ca)

