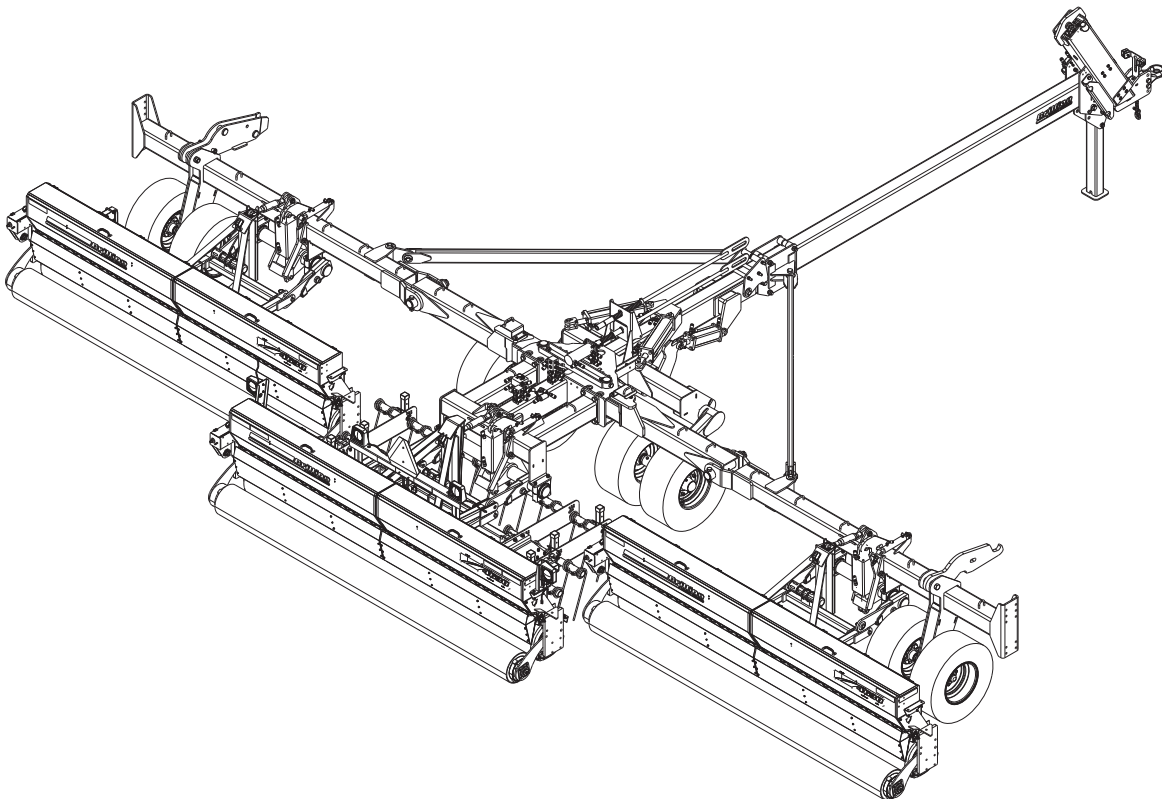




Model 4630-36 Folding Seeder Parts Manual



LANDOLL COMPANY, LLC

1900 North Street

Marysville, Kansas 66508

(785) 562-5381

800-428-5655 ~ WWW.LANDOLL.COM

Manuals for 4630-36 Folding Seeder

| Manual Number | Manual Type |
|---------------|-------------------|
| F-640 | Operator's Manual |
| F-641 | Parts Manual |

Table of Contents

1 Illustrated Parts List

| | |
|------------------------------------------------------------------------|------|
| Instructions for Ordering Parts | 1-1 |
| Main Hitch Frame Assembly - Front | 1-2 |
| Main Hitch Frame Assembly - Rear | 1-4 |
| Transport Lock (After S/N ASK1300944) | 1-6 |
| Transport Lock (Before S/N ASK1300944) | 1-7 |
| Hub and Spindle Assembly, 8 Bolt | 1-8 |
| Tire and Wheel Assembly, 8 Bolt | 1-9 |
| Hitch Slide, Wings, Brace Assembly | 1-10 |
| Rear Seeder Mount, Inner Wings, Brace Assembly | 1-12 |
| Wing Assembly | 1-14 |
| Hub and 2" Spindle Assembly, 6 Bolt | 1-16 |
| Tire and Wheel Assembly, 6 Bolt | 1-17 |
| 3-PT Lift Assembly | 1-18 |
| Coil Tine Harrow Assembly | 1-20 |
| Harrow Track Remover Assembly | 1-22 |
| Row Marker Assembly - Optional | 1-24 |
| Row Marker Hydraulics - Optional | 1-28 |
| Seeder Assembly Options | 1-31 |
| Center Walk Board | 1-32 |
| Left Hand Walk Board (Used on High Capacity Seeders Only) | 1-34 |
| Right Hand Walk Board (Used on High Capacity Seeders Only) | 1-36 |
| Lighting Assemblies | 1-38 |
| Brillion Elite Mini Monitor - Single Seed Box Sensor Schematic | 1-40 |
| Brillion Elite Mini Monitor - Double Seed Box Sensor Schematic | 1-42 |
| Brillion Elite Mini Monitor - Ground Speed | 1-44 |
| Brillion Elite Mini Monitor - SSBP12 Front Seed Box Seed Shaft Sensor | 1-45 |
| Brillion Elite Mini Monitor - SSBP12 Rear Seed Box Seed Shaft Sensor | 1-46 |
| Brillion Elite Mini Monitor - SSBP12 Front Box Bin Level Sensor | 1-47 |
| Brillion Elite Mini Monitor - SSP112 Seed Shaft Sensor | 1-48 |
| Brillion Elite Mini Monitor - SSP112 Bin Level Sensor | 1-49 |
| Brillion Elite Mini Monitor - SLP2121, SLP3121, SLPB2121 | |
| Front Seed Box Seed Shaft Sensor | 1-50 |
| Brillion Elite Mini Monitor - SLBP2121 Rear Seed Box Seed Shaft Sensor | 1-51 |
| Brillion Elite Mini Monitor - SLP2121, SLBP2121 | |
| Front Seed Box Bin Level Sensor | 1-52 |
| Brillion Elite Mini Monitor - SLP3121 Front Seed Box Bin Level Sensor | 1-53 |
| Brillion Elite Mini Monitor - SSP2121 Seed Shaft Sensor | 1-54 |
| Brillion Elite Mini Monitor - SSP2121 Bin Level Sensor | 1-55 |
| Console w/Clutch Control - Single Seed Box Sensors Schematic | 1-56 |
| Console w/Clutch Control - Double Seed Box Sensors Schematic | 1-58 |
| Console w/Clutch Control - SSBP12 Front Seed Box Seed Shaft Sensor | 1-60 |
| Console w/Clutch Control - SSBP12 Rear Seed Box Seed Shaft Sensor | 1-61 |

| | |
|-----------------------------------------------------------------------|------|
| Console w/Clutch Control - SSP112 Seed Shaft Sensor | 1-62 |
| Console w/Clutch Control - SLP2121, SLP3121 and SLBP2121 | |
| Front Seed Box Seed Shaft Sensor | 1-63 |
| Console w/Clutch Control - SLBP2121 Rear Seed Box Seed Shaft Sensor . | 1-64 |
| Console w/Clutch Control - SSP2121 Seed Shaft Sensor | 1-65 |
| Weather Pack Connectors | 1-66 |
| AMP Connectors | 1-67 |
| Hydraulic Cylinder and Manifold Installation | 1-68 |
| Hitch Lift Hydraulic Assembly (After S/N ASK1300944) | 1-72 |
| Hitch Lift Hydraulic Assembly (Before S/N ASK1300944) | 1-74 |
| Wing Fold Hydraulic Assembly (After S/N ASB1602020) | 1-76 |
| Wing Fold Hydraulic Assembly (After S/N ASK1300944) | 1-78 |
| Wing Fold Hydraulic Assembly (Before S/N ASK1300944) | 1-80 |
| Manifold Pressure Reduction Assembly | 1-82 |
| 3-PT Lift Hydraulic Assembly | 1-84 |
| Hydraulic Cylinder, 4 x 24 - Prince | 1-86 |
| Hydraulic Cylinder, 4 x 20 - Prince | 1-87 |
| Hydraulic Cylinder, 4 x 10 - Prince | 1-88 |
| Hydraulic Cylinder, 4 x 8 - Prince | 1-89 |
| Hydraulic Cylinder, 3-1/2 x 6 - Prince | 1-90 |
| Hydraulic Cylinder, 2-1/2 x 20 - Prince | 1-91 |
| Hydraulic Cylinder, 1-3/4 x 6 - Prince | 1-92 |
| Decals | 1-94 |
| Decal Placement | 1-96 |

2 Glossary

3 Index

Illustrated Parts List

Instructions for Ordering Parts

**** Repair parts must be ordered through an authorized dealer ****

**BEFORE CALLING YOUR DEALER,
HAVE THE SERIAL NUMBER AND MODEL OF YOUR HITCH AND/OR INDIVIDUAL SEEDER.**

DEALER INSTRUCTIONS FOR ORDERING PARTS FROM LANDOLL PARTS DISTRIBUTION CENTER

PHONE #: 800-423-4320 OR 785-562-538

FAX #: 888-527-3909

ORDER ONLINE: Dealer.landoll.com

IDENTIFICATION PLATE

See Figure 1-1 for the Identification Plate, which lists the model and serial number of the equipment. The 4630-36 Folding Seeder includes 4 Identification Plates, (1) 4630-36 ID Plate on the left side of the Hitch, and (3) Seeder ID Plates, located on the front, right hand side of each seeder.

SERIAL NUMBER NOMENCLATURE

The serial number for the 4630-36 Folding Seeder is located on the ID Plate. The Seeder ID Plates will list Model Number of the individual Seeders and the same serial number as the Hitch followed by a "L", "C", or "R" to indicate position on the machine (Left, Center or Right). The following information will help decode the Landoll serial number.

ASD2100000 = xxmysssss

| | |
|--------------|----------------------------------------------------------------------------|
| xx | = model series (i.e. "AS" for all Agriculture Seeder) |
| m | = month of manufacture (ex. "D" means April. The letter I is not used.) |
| yy | = last digits of the year manufactured (ex. "21" means 2021) |
| sssss | = Sequential number used to track warranty and service information. |




Figure 1-1: Identification Plate

Main Hitch Frame Assembly - Front

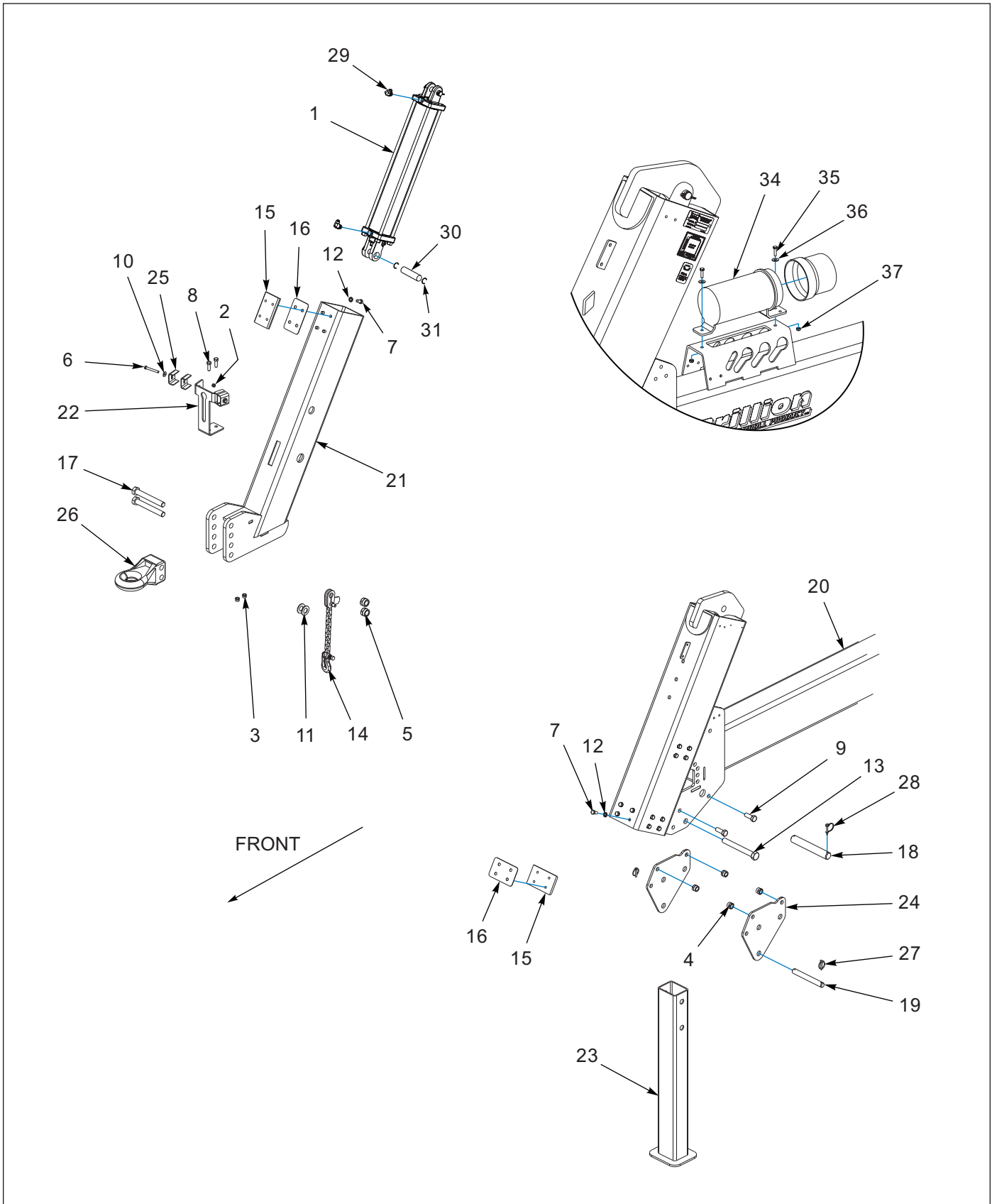


Figure 1-2: Main Hitch Frame Assembly - Front

Main Hitch Frame Assembly - Front

| ITEM | PART NUMBER | DESCRIPTION | QTY |
|------|-----------------|-----------------------------------------------------|-----|
| 1 | 1-242-010172-3 | CYLINDER, HYDRAULIC 4 X 24 (SEE PAGE 1-86) | 1 |
| 2 | 1-512-010005-05 | NUT, HEX LOCK 3/8-16, GRB | 2 |
| 3 | 1-512-010005-09 | NUT, HEX LOCK 1/2-13, GRB | 2 |
| 4 | 1-512-010005-15 | NUT, HEX LOCK 3/4-10, GRB | 4 |
| 5 | 1-512-010005-19 | NUT, HEX LOCK 1-8, GRB | 2 |
| 6 | 1-654-010051-13 | SCREW, HEX HEAD CAP 3/8 -16 X 3, GR5 | 2 |
| 7 | 1-654-010055-01 | SCREW, HEX HEAD CAP 1/2 -13 X 1, GR5 | 32 |
| 8 | 1-654-010055-03 | SCREW, HEX HEAD CAP 1/2 -13 X 1-1/2, GR5 | 2 |
| 9 | 1-654-010061-05 | SCREW, HEX HEAD CAP 3/4 -10 X 2, GR5 | 4 |
| 10 | 1-861-010032-11 | WASHER, FLAT 3/8 W | 2 |
| 11 | 1-861-010032-24 | WASHER, FLAT 1" N | 2 |
| 12 | 1-861-010034-13 | WASHER, SPLIT LOCK 1/2 | 32 |
| 13 | 114616 | SCREW, HEX HEAD CAP 1-8 X 8-1/2, GR5 | 1 |
| 14 | 141434 | SAFETY CHAIN, 21,000 LB | 1 |
| 14 | 161536 | HOOK, SAFETY CHAIN 21,000 LB | 1 |
| 15 | 143916 | PLATE, SLIDE | 8 |
| 16 | 151533 | SHIM, HITCH SLIDE | 8 |
| 17 | 153696 | BOLT, HITCH CLEVIS 1-8 X 7-1/2 | 2 |
| 18 | 153859 | PIN, 1-1/2 X 10 | 1 |
| 19 | 144355 | PIN, 1 X 8 | 1 |
| 20 | 167272 | HITCH, SEEDER 36' | 1 |
| 21 | 167321 | TUBE, TELESCOPING HITCH | 1 |
| 22 | 167322 | BRACKET, HOSE HOLDER | 1 |
| 23 | 167323 | JACKSTAND WELDMENT | 1 |
| 24 | 167324 | BRACKET, JACK STAND | 1 |
| 25 | 2-181-010001 | HOSE CLAMP | 4 |
| 26 | 2-375-010602 | HITCH RING, CAT IV | 1 |
| 27 | 70239854 | PIN, QUICK HITCH | 2 |
| 28 | 70592442 | PIN, SNAPPER | 2 |
| 29 | 2062-8-8S | ADAPTER, 90 | 2 |
| 30 | 154853 | PIN, 1 X 4 | 1 |
| 31 | 1-630-010021-03 | RING, RETAINING 1.0 HD | 2 |
| 32 | 1-397-010369054 | HOSE ASSEMBLY, 3/8 X 54 (SEE PAGE 1-72) (NOT SHOWN) | 1 |
| 33 | 71508988 | HOSE ASSEMBLY, 3/8 X 80 (SEE PAGE 1-72) (NOT SHOWN) | 1 |
| 34 | 150076 | MANUAL TUBE (4-1/4"ID) | 1 |
| 35 | 1-654-010047-06 | SCREW,HX CP 1/4-20UNCX1 GR5 | 2 |
| 36 | 1-861-010032-07 | WASHER,FLAT 1/4 ZP | 2 |
| 37 | 1-512-010005-01 | NUT,HEX,SLFLKG GRB 1/4-20 | 2 |

Main Hitch Frame Assembly - Rear

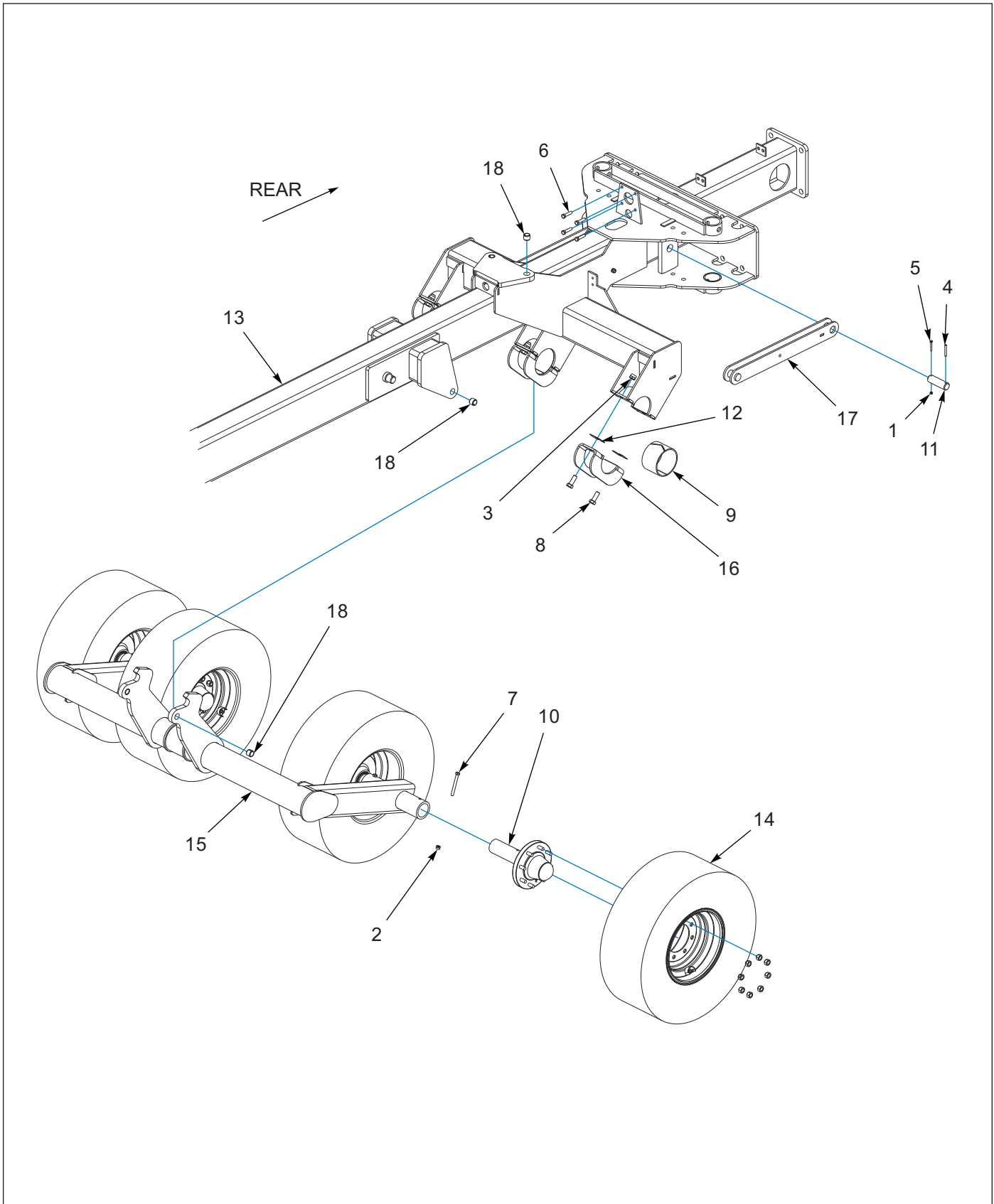


Figure 1-3: Main Hitch Frame Assembly - Rear

Main Hitch Frame Assembly - Rear

| ITEM | PART NUMBER | DESCRIPTION | QTY |
|------|-----------------|--------------------------------------------------------|-----|
| 1 | 1-512-010005-01 | NUT, HEX LOCK 1/4-20, GRB | 2 |
| 2 | 1-512-010005-09 | NUT, HEX LOCK 1/2-13, GRB | 4 |
| 3 | 1-512-010005-15 | NUT, HEX LOCK 3/4-10, GRB | 6 |
| 4 | 1-647-010004240 | PIN, SPRING SLOTTED 5/16 X 2-1/2 | 2 |
| 5 | 1-654-010047-10 | SCREW, HEX HEAD CAP 1/4-20 X 2, GR5 | 2 |
| 6 | 1-654-010055-05 | SCREW, HEX HEAD CAP 1/2-13 X 2, GR5 | 4 |
| 7 | 1-654-010055-14 | SCREW, HEX HEAD CAP 1/2-13 X 4-1/2, GR5 | 4 |
| 8 | 1-654-010061-05 | SCREW, HEX HEAD CAP 3/4-10 X 2, GR5 | 6 |
| 9 | 140519 | BEARING, UHMW 4" | 3 |
| 10 | 144003 | HUB AND SPINDLE ASSEMBLY, 8 BOLT (SEE PAGE 1-8) | 4 |
| 11 | 144356 | PIN, 1-1/2 X 4-5/8 | 2 |
| 12 | 153827 | SHIM, LIFT BEARING | 6 |
| 13 | 167272 | HITCH, SEEDER 36' | 1 |
| 14 | 167299 | TIRE AND WHEEL ASSY 12.5 X 15 FI (SEE PAGE 1-9) | 4 |
| 15 | 167311 | LIFT WELDMENT, CENTER | 1 |
| 16 | 167314 | CAP BEARING WELDMENT, LIFT | 3 |
| 17 | 167315 | LINK WELDMENT, TRANSPORT LOCK | 2 |
| 18 | 2-150-010008 | BUSHING, STEEL | 6 |

Transport Lock (After S/N ASK1300944)

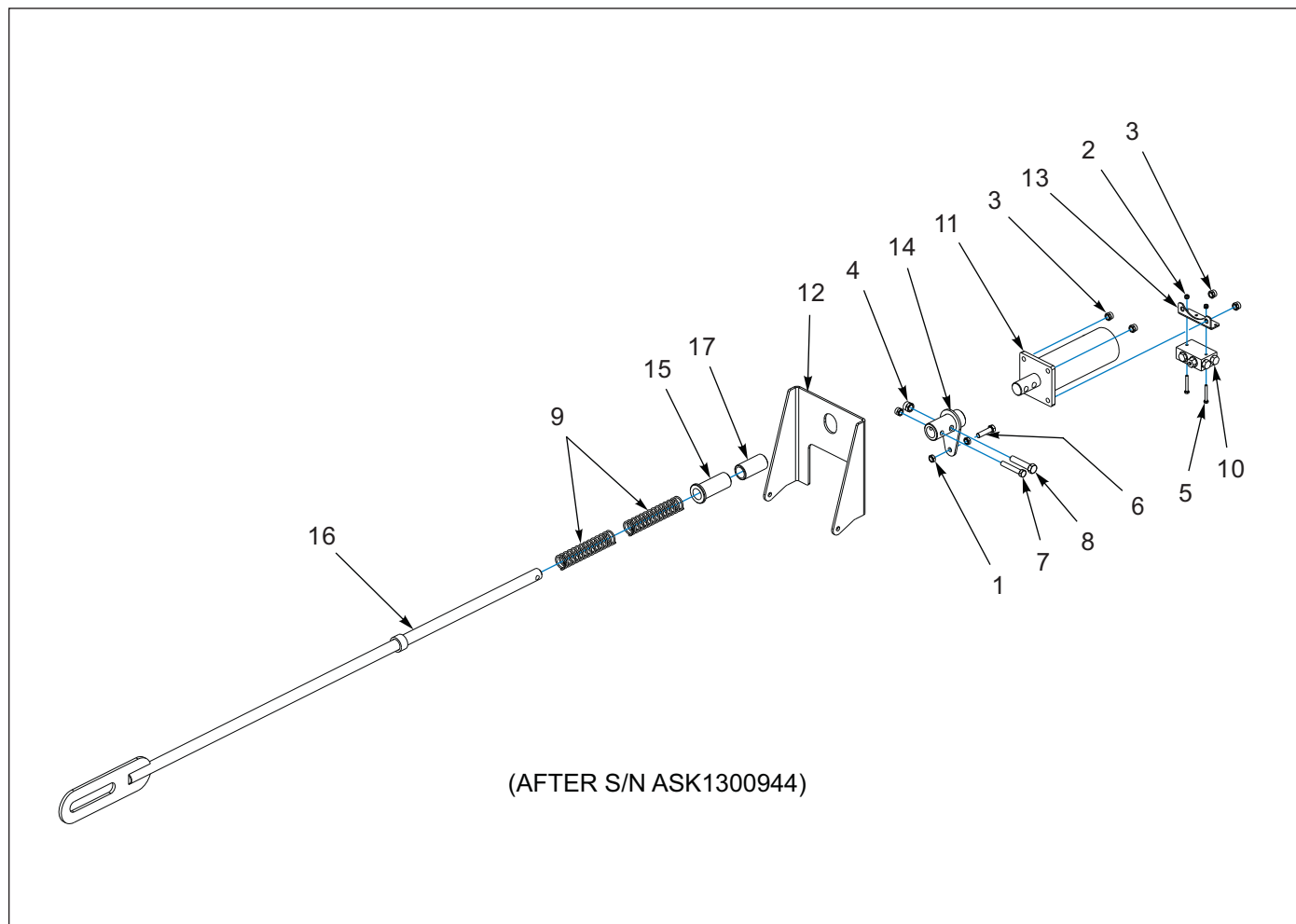


Figure 1-4: Transport Lock (After S/N ASK1300944)

Transport Lock (After S/N ASK1300944)

| ITEM | PART NUMBER | DESCRIPTION | QTY |
|------|-----------------|-----------------------------------------------|-----|
| 1 | 1-511-010001-05 | NUT, HEX JAM 1/2-13 | 4 |
| 2 | 1-512-010005-01 | NUT, HEX LOCK 1/4-20, GRB | 2 |
| 3 | 1-512-010005-09 | NUT, HEX LOCK 1/2-13, GRB | 4 |
| 4 | 1-512-010005-13 | NUT, HEX LOCK 5/8-11, GRB | 1 |
| 5 | 1-654-010047-10 | SCREW, HEX HEAD CAP 1/4-20 X 2, GR5 | 2 |
| 6 | 1-654-010055-05 | SCREW, HEX HEAD CAP 1/2-13 X 2, GR5 | 1 |
| 7 | 1-654-010055-09 | SCREW, HEX HEAD CAP 1/2-13 X 3, GR5 | 1 |
| 8 | 1-654-010059-09 | SCREW, HEX HEAD CAP 5/8-11 X 3, GR5 | 1 |
| 9 | 144113 | SPRING, COMPRESSION 8" | 2 |
| 10 | 144138 | VALVE, STOP | 1 |
| 11 | 167310 | CYLINDER, HYDRAULIC 3-1/2 X 6 (SEE PAGE 1-72) | 1 |
| 12 | 167317 | BRACKET, TRANSPORT LOCK | 1 |
| 13 | 167318 | MOUNT, RELEASE VALVE | 1 |
| 14 | 167319 | SLEEVE, TRANSPORT LOCK | 1 |
| 15 | 167320 | SLEEVE, TRANSPORT LOCK | 1 |
| 16 | 179511 | ROD, TRANSPORT LOCK WELDMENT | 1 |
| 17 | 179512 | BUSHING, 1.76OD X 1.312 ID X 3.5 LONG | 1 |

Transport Lock (Before S/N ASK1300944)

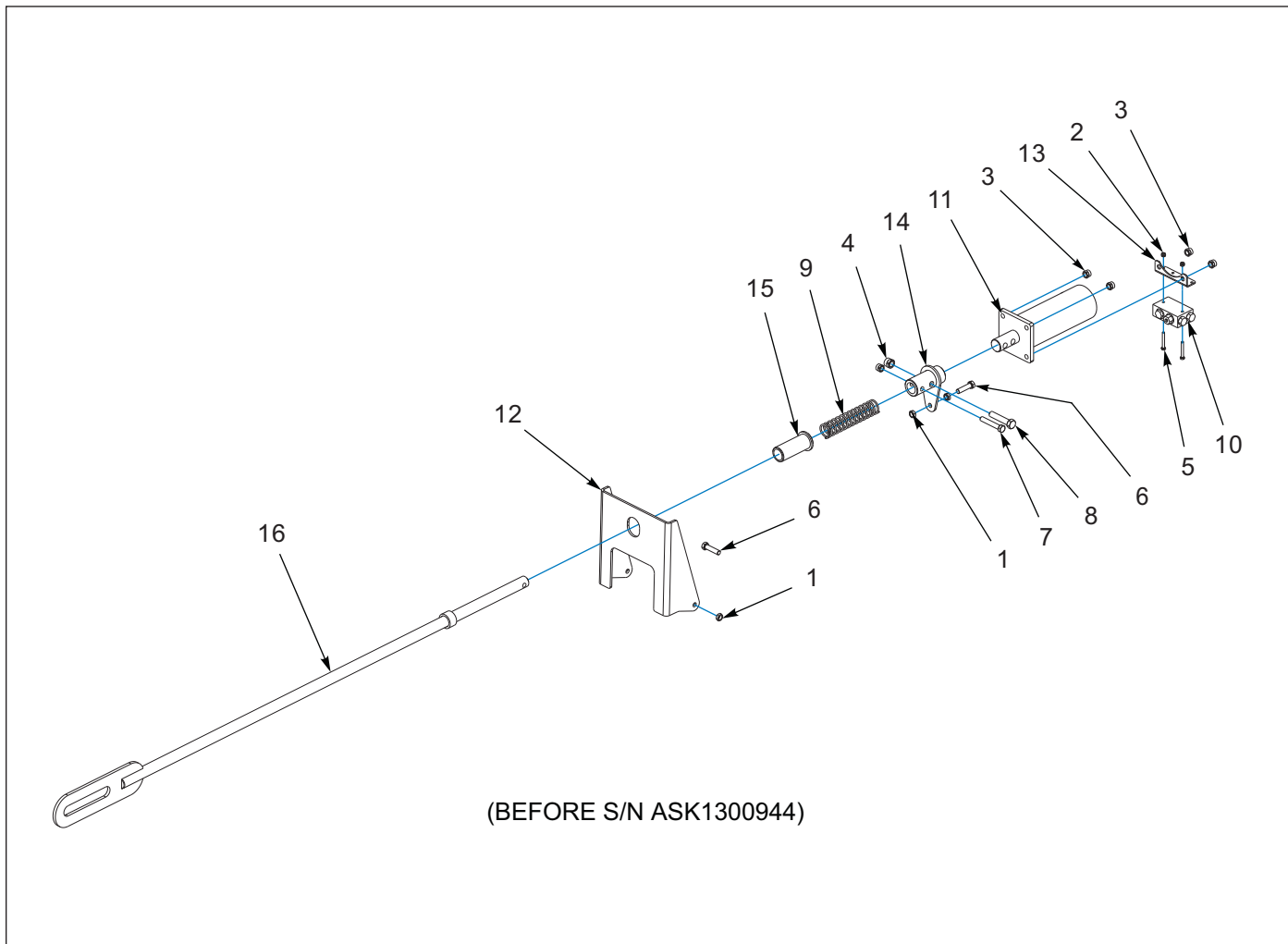


Figure 1-5: Transport Lock (Before S/N ASK1300944)

Transport Lock (Before S/N ASK1300944)

| ITEM | PART NUMBER | DESCRIPTION | QTY |
|------|-----------------|-----------------------------------------------|-----|
| 1 | 1-511-010001-05 | NUT, HEX JAM 1/2-13 | 4 |
| 2 | 1-512-010005-01 | NUT, HEX LOCK 1/4-20, GRB | 2 |
| 3 | 1-512-010005-09 | NUT, HEX LOCK 1/2-13, GRB | 4 |
| 4 | 1-512-010005-13 | NUT, HEX LOCK 5/8-11, GRB | 1 |
| 5 | 1-654-010047-10 | SCREW, HEX HEAD CAP 1/4-20 X 2, GR5 | 2 |
| 6 | 1-654-010055-05 | SCREW, HEX HEAD CAP 1/2-13 X 2, GR5 | 2 |
| 7 | 1-654-010055-09 | SCREW, HEX HEAD CAP 1/2-13 X 3, GR5 | 1 |
| 8 | 1-654-010059-09 | SCREW, HEX HEAD CAP 5/8-11 X 3, GR5 | 1 |
| 9 | 144113 | SPRING, COMPRESSION 8" | 2 |
| 10 | 144138 | VALVE, STOP | 1 |
| 11 | 167310 | CYLINDER, HYDRAULIC 3-1/2 X 6 (SEE PAGE 1-72) | 1 |
| 12 | 167317 | BRACKET, TRANSPORT LOCK | 1 |
| 13 | 167318 | MOUNT, RELEASE VALVE | 1 |
| 14 | 167319 | SLEEVE, TRANSPORT LOCK | 1 |
| 15 | 167320 | SLEEVE, TRANSPORT LOCK | 1 |
| 16 | 167316 | ROD, TRANSPORT LOCK WELDMENT | 1 |

Hub and Spindle Assembly, 8 Bolt

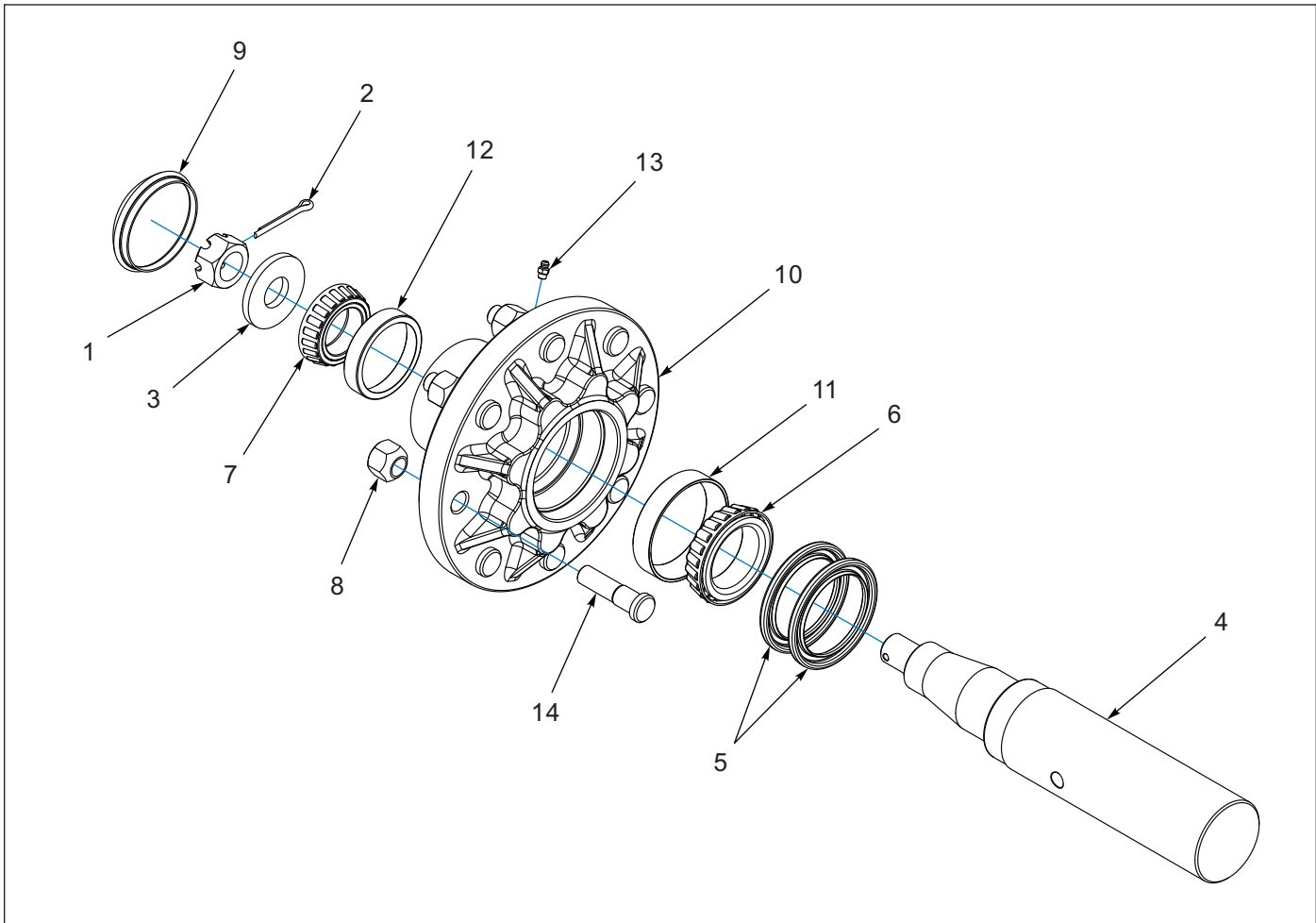


Figure 1-6: Hub and Spindle Assembly, 8 Bolt

Hub and Spindle Assembly, 8 Bolt

| ITEM | PART NUMBER | DESCRIPTION | QTY |
|------|-----------------|----------------------------------------------------|-----|
| | 144003 | HUB AND SPINDLE ASSEMBLY, 8 BOLT | 4 |
| 1 | 1-516-010001-20 | NUT, HEX SLOT 1-14 | 4 |
| 2 | 1-557-010362-51 | PIN, COTTER 3/6 X1-1/2 (AFTER 06/2016) | 4 |
| 2 | 1-557-010362-40 | PIN, COTTER 5/32 X 1-1/4 | 4 |
| 3 | 1-861-010005 | WASHER, SPINDLE 1" | 4 |
| 4 | 144002 | SPINDLE, 2-7/8 X 15 | 4 |
| 5 | 102499 | SEAL,8-BOLT HUB 2.750 I.D. | 1 |
| 6 | 102497 | BEARING CONE,INNER 2.1654 | 1 |
| 7 | 102498 | BEARING CONE,OUTER, 1.625 | 1 |
| 8 | 102600 | NUT,WHEEL BOLT, 5/8 | 8 |
| 9 | 102601 | HUB CAP, 8-BOLT HUB | 1 |
| 10 | 102602 | HUB & CUP ASSY,8-BOLT (INCLUDES ITEMS 11-14) | 1 |
| 11 | 102603 | BEARING CUP, INNER | 1 |
| 12 | 102604 | REARING CUP, OUTER | 1 |
| 13 | 1-298-010001-1 | ZERK FITTING 1/2 SAE | 1 |
| 14 | 4001060 | WHEEL STUD, 5/8-18UNF X 2-1/2 | 8 |
| 15 | 2-406-010073 | HUB ASSY, 8 BOLT 6000 LB (KIT INCLUDES ITEMS 5-14) | 4 |

Tire and Wheel Assembly, 8 Bolt

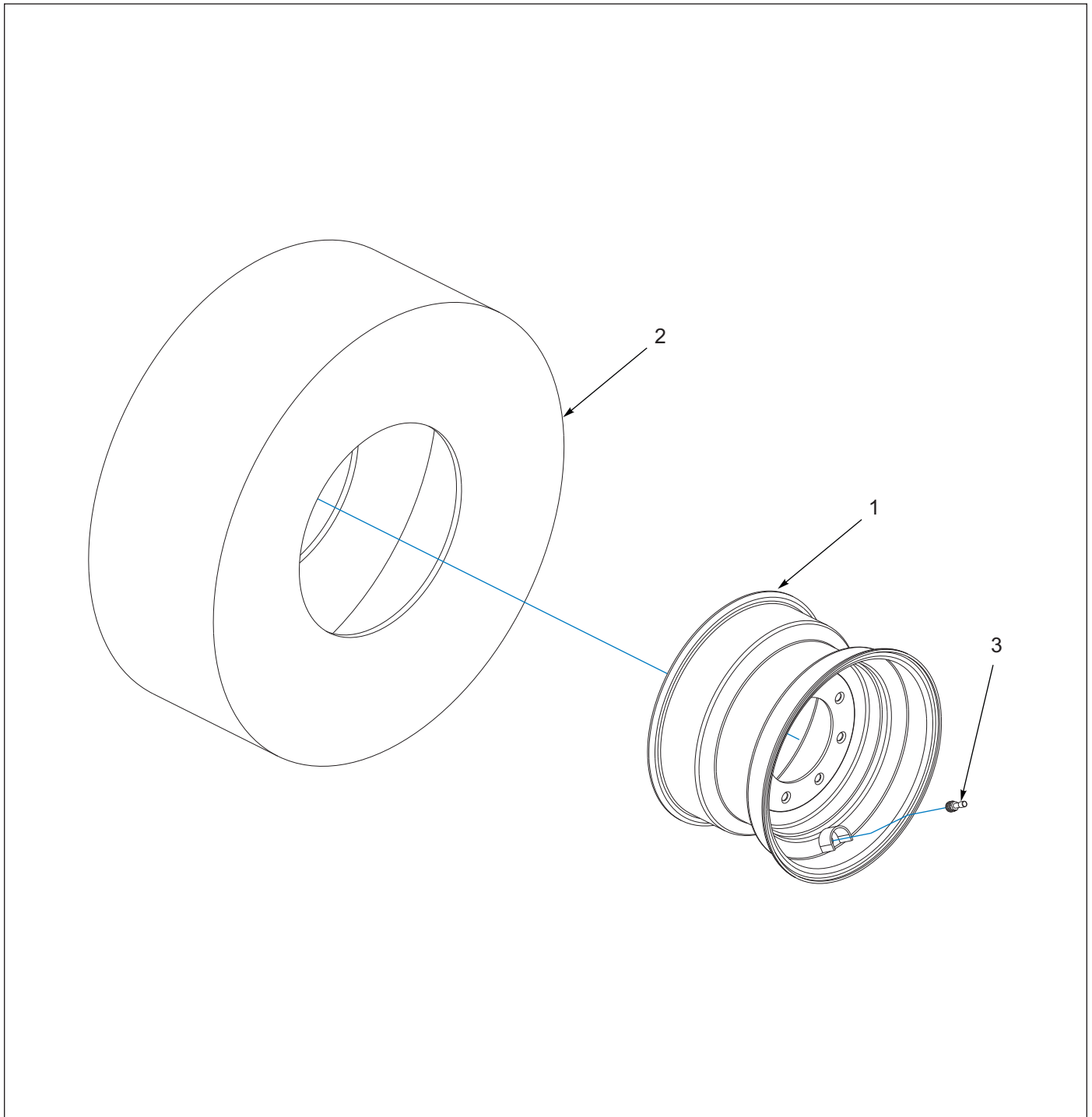


Figure 1-7: Tire and Wheel Assembly, 8 Bolt

Tire and Wheel Assembly, 8 Bolt

| ITEM | PART NUMBER | DESCRIPTION | QTY |
|------|--------------|----------------------------------|-----|
| | 167299 | TIRE AND WHEEL ASSY 12.5 X 15 FI | 1 |
| 1 | 167298 | WHEEL, 15 X 10 LB 8 BOLT 3/8 | 1 |
| 2 | 2-798-010106 | TIRE, 12.5L X 15 | 1 |
| 3 | TR416 | VALVE STEM, TUBELESS TIRE | 1 |

Hitch Slide, Wings, Brace Assembly

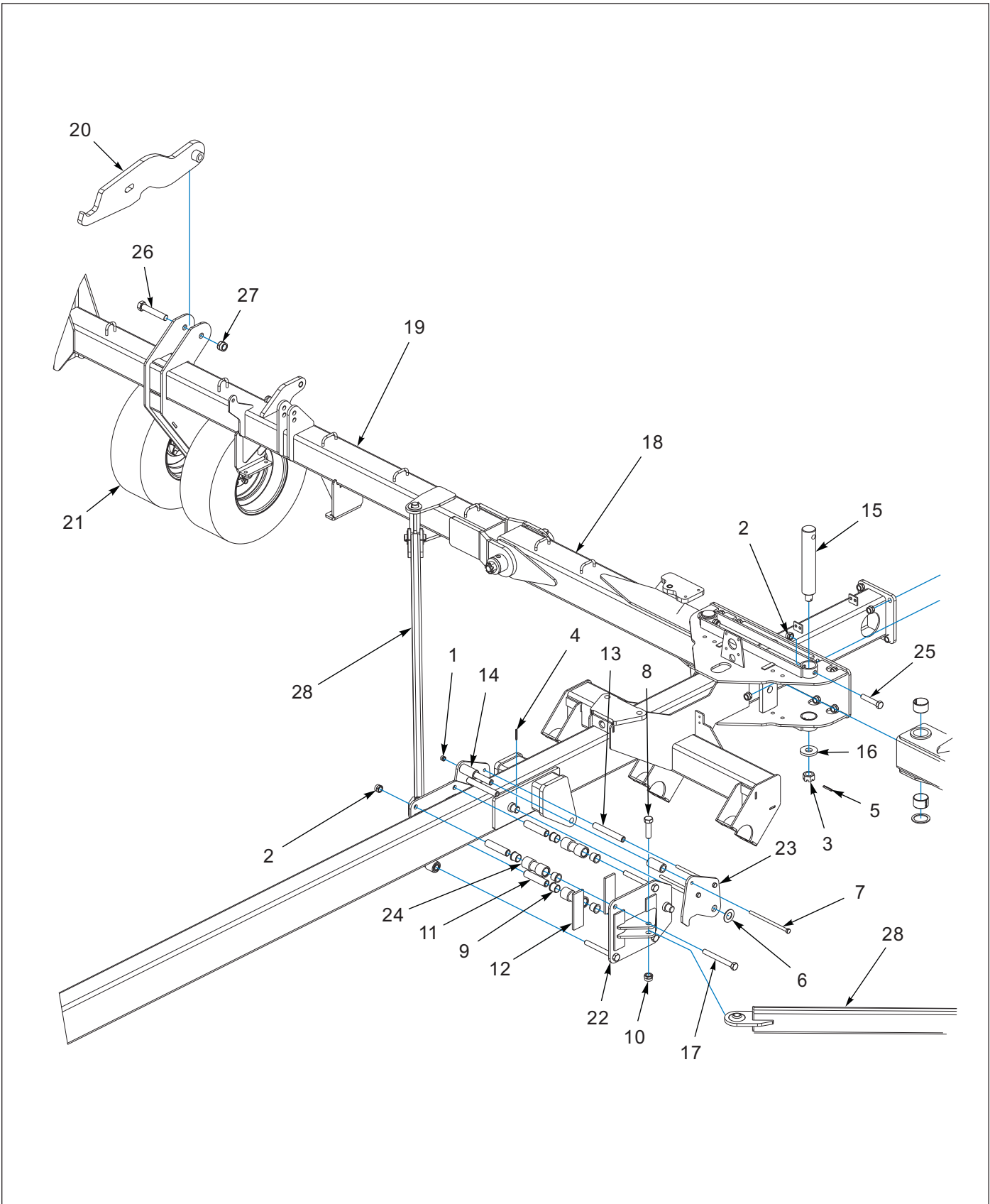


Figure 1-8: Hitch Slide, Wings, Brace Assembly

Hitch Slide, Wings, Brace Assembly

| ITEM | PART NUMBER | DESCRIPTION | QTY |
|------|-----------------|------------------------------------------------------|-----|
| 1 | 1-512-010005-13 | NUT, HEX LOCK 5/8-11, GRB | 3 |
| 2 | 1-512-010005-19 | NUT, HEX LOCK 1-8, GRB | 20 |
| 3 | 1-516-010001-27 | NUT, HEX SLOT 1-1/2-6 | 4 |
| 4 | 1-647-010004240 | PIN, SPRING SLOTTED 5/16 X 2-1/2 | 10 |
| 5 | 1-647-010004257 | PIN, SPRING SLOTTED 3/8 X 2-1/2 | 4 |
| 6 | 1-861-010032-32 | WASHER, FLAT 1-1/2 | 10 |
| 7 | 107-0023 | SCREW, HEX HEAD CAP 5/8-11 X 11, GR5 | 3 |
| 8 | 13519 | SCREW, HEX HEAD CAP 1-1/8-7 X 4, GR5 | 2 |
| 9 | 140599 | BEARING, FLANGE 1-1/2 | 8 |
| 10 | 141254 | NUT, HEX SELF LOCKING 1-1/8-7 | 2 |
| 11 | 144010 | BUSHING, SLIDE CLAMP | 4 |
| 12 | 144012 | PAD, HITCH SLIDE | 4 |
| 13 | 144057 | BUSHING, TRANSPORT CLAMP | 3 |
| 14 | 192971 | BUSHING, TRANSPORT LOCK | 2 |
| 15 | 144371 | PIN, 1-1/2 X 18 | 2 |
| 16 | 179533 | WASHER, 3.063 X 4 X .188 | 4 |
| 17 | 154888 | SCREW, HEX HEAD CAP 1-8 X 9, GR5 | 4 |
| 18 | 166504 | WING, INNER RH TSH | 1 |
| 18 | 166503 | WING, INNER LH TSH (NOT SHOWN) | 1 |
| 19 | 167282 | WING, FOLDING SEEDER, RH | 1 |
| 19 | 167281 | WING, FOLDING SEEDER, LH (NOT SHOWN) | 1 |
| 20 | 167288 | HOOK, WING LOCK | 1 |
| 21 | 167297 | TIRE AND WHEEL ASM, 280/70R15 (SEE PAGE 1-17) | 4 |
| 22 | 167312 | SLIDE WELDMENT, HITCH | 2 |
| 23 | 167313 | LATCH, WING BRACE | 2 |
| 24 | 167326 | ROLLER, SLIDE CLAMP | 4 |
| 25 | 1-654-010065-15 | SCREW HX CP 1-8UNCX5 GR5 | 2 |
| 26 | 100545 | SCREW,CAP 1-1/4-7X7 GR5 | 2 |
| 27 | 101385 | NUT,HEX SLFLKG,1-1/4-7 GRB | 2 |
| 28 | 166506 | BRACE WING TSH | 2 |

Rear Seeder Mount, Inner Wings, Brace Assembly

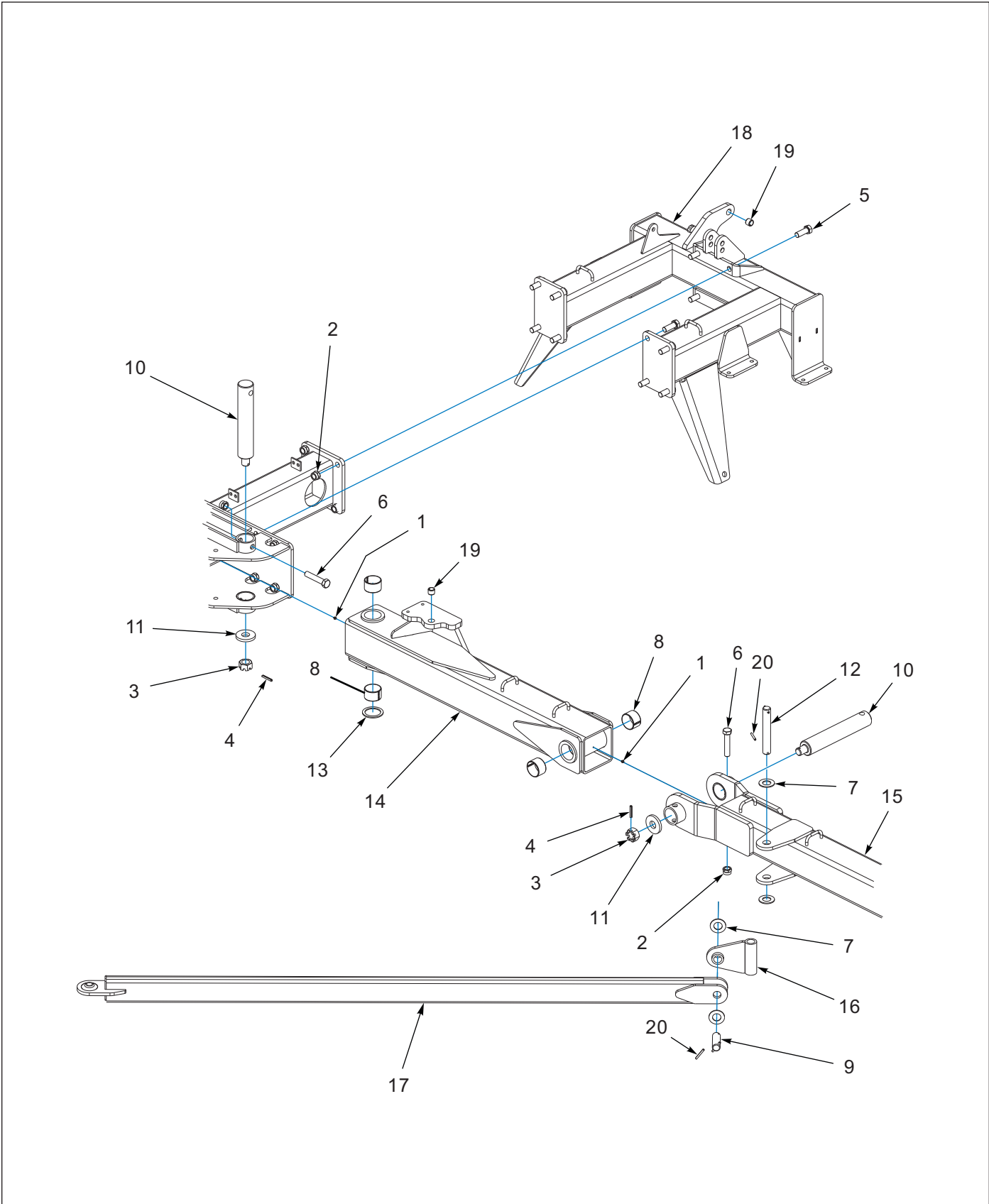


Figure 1-9: Rear Seeder Mount, Inner Wings, Brace Assembly

Rear Seeder Mount, Inner Wings, Brace Assembly

| ITEM | PART NUMBER | DESCRIPTION | QTY |
|------|-----------------|---------------------------------------------|-----|
| 1 | 1-298-010001-1 | ZERK, FITTING 1/4 | 4 |
| 2 | 1-512-010005-19 | NUT, HEX LOCK 1-8, GRB | 20 |
| 3 | 1-516-010001-27 | NUT, HEX SLOT 1-1/2-6 | 4 |
| 4 | 1-647-010004257 | PIN, SPRING SLOTTED 3/8 X 2-1/2 | 4 |
| 5 | 1-654-010065-08 | SCREW, HEX HEAD CAP 1-8 X 2-3/4, GR5 | 12 |
| 6 | 1-654-010065-15 | SCREW, HEX HEAD CAP 1-8 X 5, GR5 | 4 |
| 7 | 1-861-010032-32 | WASHER, FLAT 1-1/2 | 10 |
| 8 | 144341 | BUSHING, SPRING 3-1/4 X 3 X 2 | 8 |
| 9 | 144356 | PIN, 1-1/2 X 4-5/8 | 2 |
| 10 | 144371 | PIN, 1-1/2 X 18 | 2 |
| 11 | 179533 | WASHER, 3.063 X 4 X .188 | 4 |
| 12 | 153859 | PIN, 1-1/2 X 10 | 2 |
| 13 | 179534 | WASHER, 3-3/4 X 1-9/16 X 1/2 | 2 |
| 14 | 166503 | WING, INNER LH TSH | 1 |
| 14 | 166504 | WING, INNER RH TSH (NOT SHOWN) | 1 |
| 15 | 167281 | WING, FOLDING SEEDER, LH | 1 |
| 15 | 167282 | WING, FOLDING SEEDER, RH (NOT SHOWN) | 1 |
| 16 | 166505 | MOUNT WELDMENT, WING BRACE | 2 |
| 17 | 166506 | BRACE, WING TSH | 2 |
| 18 | 166533 | MOUNT, REAR SEEDER | 1 |
| 19 | 2-150-010008 | BUSHING, STEEL 1-1/4 X 1 X 1 | 5 |
| 20 | 1-647-010004240 | PIN, SPRING, SLOTTED, 5/16 X 2-1/2 | 4 |

Wing Assembly

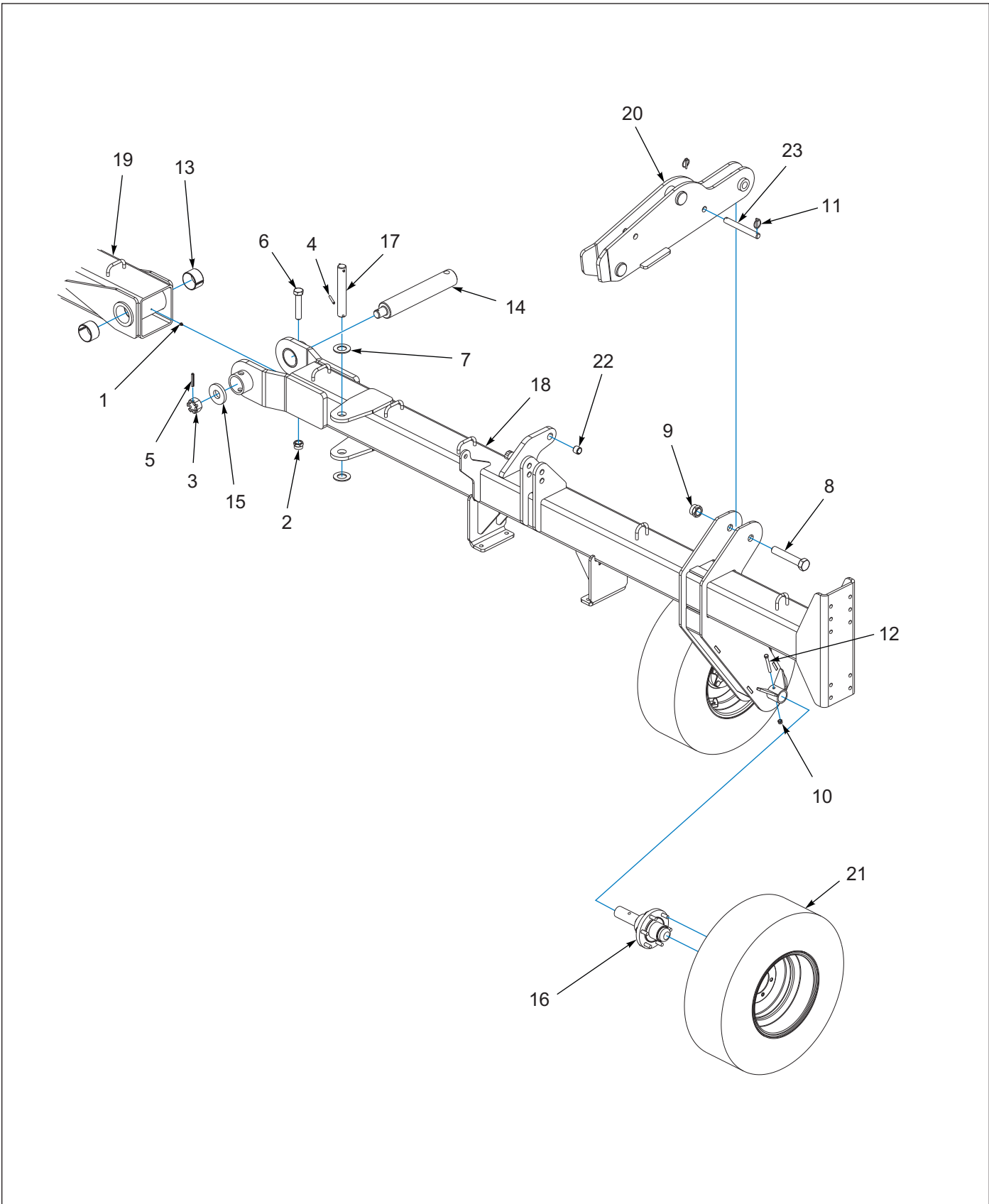


Figure 1-10: Wing Assembly

Wing Assembly

| ITEM | PART NUMBER | DESCRIPTION | QTY |
|------|-----------------|-------------------------------------------------|-----|
| 1 | 1-298-010001-1 | ZERK, FITTING 1/4 | 4 |
| 2 | 1-512-010005-19 | NUT, HEX LOCK 1-8, GRB | 20 |
| 3 | 1-516-010001-27 | NUT, HEX SLOT 1-1/2-6 | 4 |
| 4 | 1-647-010004240 | PIN, SPRING SLOTTED 5/16 X 2-1/2 | 10 |
| 5 | 1-647-010004257 | PIN, SPRING SLOTTED 3/8 X 2-1/2 | 4 |
| 6 | 1-654-010065-15 | SCREW, HEX HEAD CAP 1-8 X 5, GR5 | 4 |
| 7 | 1-861-010032-32 | WASHER, FLAT 1-1/2 | 10 |
| 8 | 171635 | SCREW, HEX HEAD CAP 1-1/4-7 X 7-1/2, GR5 | 2 |
| 9 | 101385 | NUT, HEX LOCK 1-1/4-7, GRB | 2 |
| 10 | 101988 | NUT, HEX LOCK 7/16-14, GRB | 4 |
| 11 | 70239854 | PIN, QUICK HITCH | 2 |
| 12 | 141808 | SCREW, HEX HEAD CAP 7/16-14 X 3-1/2, GR5 | 4 |
| 13 | 144341 | BUSHING, SPRING 3-1/4 X 3 X 2 | 8 |
| 14 | 144372 | PIN, 1-1/2 X 18-5/8 | 2 |
| 15 | 179533 | WASHER, 3.063 X 4 X .188 | 4 |
| 16 | 147552 | 6 BOLT HUB ASSEMBLY, 2" SPINDLE (SEE PAGE 1-16) | 4 |
| 17 | 153859 | PIN, 1-1/2 X 10 | 2 |
| 18 | 167281 | WING, FOLDING SEEDER, LH | 1 |
| 18 | 167282 | WING, FOLDING SEEDER, RH (NOT SHOWN) | 1 |
| 19 | 166503 | WING, INNER LH TSH | 1 |
| 19 | 166504 | WING, INNER RH TSH (NOT SHOWN) | 1 |
| 20 | 167287 | LATCH, WING LOCK | 1 |
| 21 | 167297 | TIRE AND WHEEL ASM, 280/70R15 (SEE PAGE 1-17) | 4 |
| 22 | 2-150-010008 | BUSHING, STEEL 1-1/4 X 1 X 1 | 5 |
| 23 | 144355 | PIN, 1 X 8 | 1 |

Hub and 2" Spindle Assembly, 6 Bolt

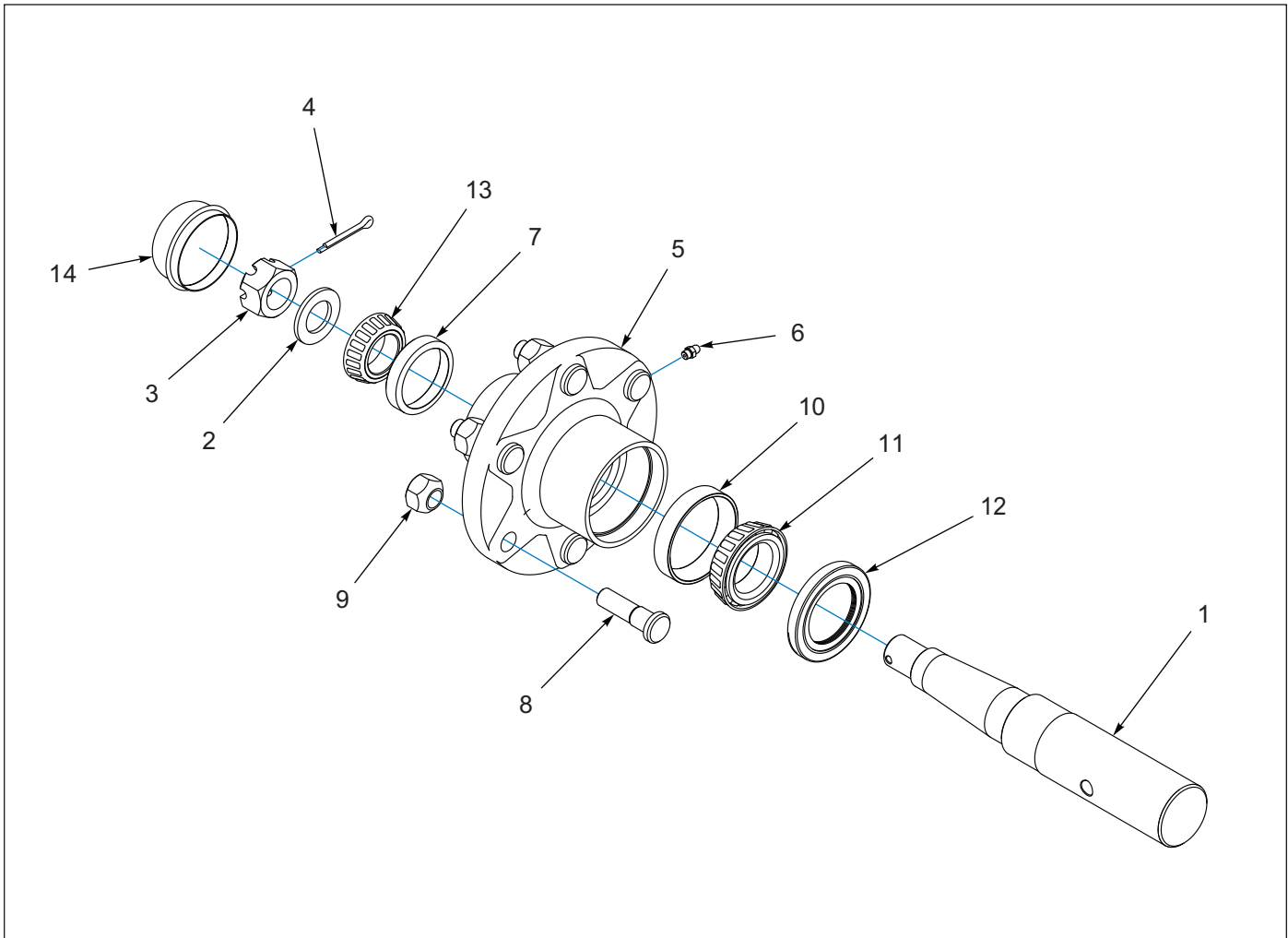


Figure 1-11: Hub and 2" Spindle Assembly, 6 Bolt

Hub and 2" Spindle Assembly, 6 Bolt

| ITEM | PART NUMBER | DESCRIPTION | QTY |
|------|-----------------|-----------------------------------------------|-----|
| | 147552 | 6 BOLT HUB ASM, 2" SPINDLE | 1 |
| 1 | 141197 | SPINDLE, 2 IN | 1 |
| 2 | 141238 | WASHER, SPINDLE | 1 |
| 3 | 1-516-010001-20 | NUT, SLTD HEX, 1-1/4 UNS | 1 |
| 4 | 1-557-010362-51 | PIN, COTTER, 3/16 X 1-1/2 | 1 |
| 5 | 140645 | HUB W/CUPS, SIX BOLT (INCLUDES ITEMS 6 - 10) | 1 |
| 6 | 1-298-010001-1 | ZERK FITTING, 1/4-28 | 1 |
| 7 | 1-076-010010 | OUTER CUP | 1 |
| 8 | 143066 | STUD BOLT, 9/16-18 | 6 |
| 9 | 210606 | WHEEL NUT, 9/16-18UNF | 6 |
| 10 | 102604 | INNER CUP | 1 |
| 11 | 102498 | BORE BEARING CONE, OUTER 1.625 | 1 |
| 12 | 140554 | SEAL, GREASE | 1 |
| 13 | 1-076-010007 | INNER CONE BEARING | 1 |
| 14 | 141236 | DUST CAP, WHEEL HUB | 1 |
| 15 | 141866 | HUB ASSY SIX BOLT (KIT INCLUDES ITEMS 5 - 14) | 1 |

Tire and Wheel Assembly, 6 Bolt

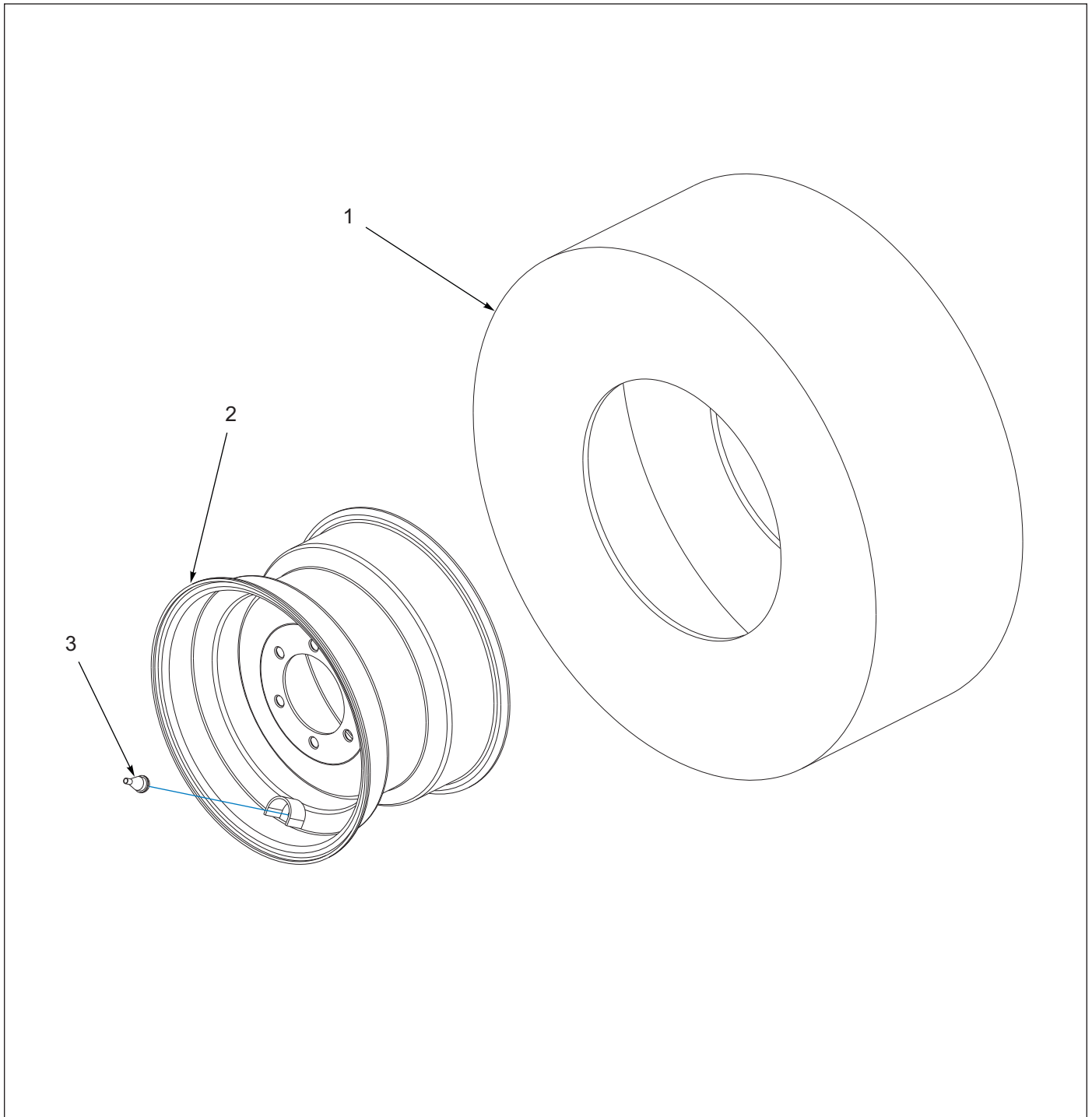


Figure 1-12: Tire and Wheel Assembly, 6 Bolt

Tire and Wheel Assembly, 6 Bolt

| ITEM | PART NUMBER | DESCRIPTION | QTY |
|------|-------------|-------------------------------|-----|
| | 167297 | TIRE AND WHEEL ASM, 280/70R15 | 1 |
| 1 | 204384 | FIRESTONE RADIAL 280/70R15 | 1 |
| 2 | 167296 | WHEEL, 15 X 10 LB 6BOLT | 1 |
| 3 | 415 | VALVE STEM | 1 |

3-PT Lift Assembly

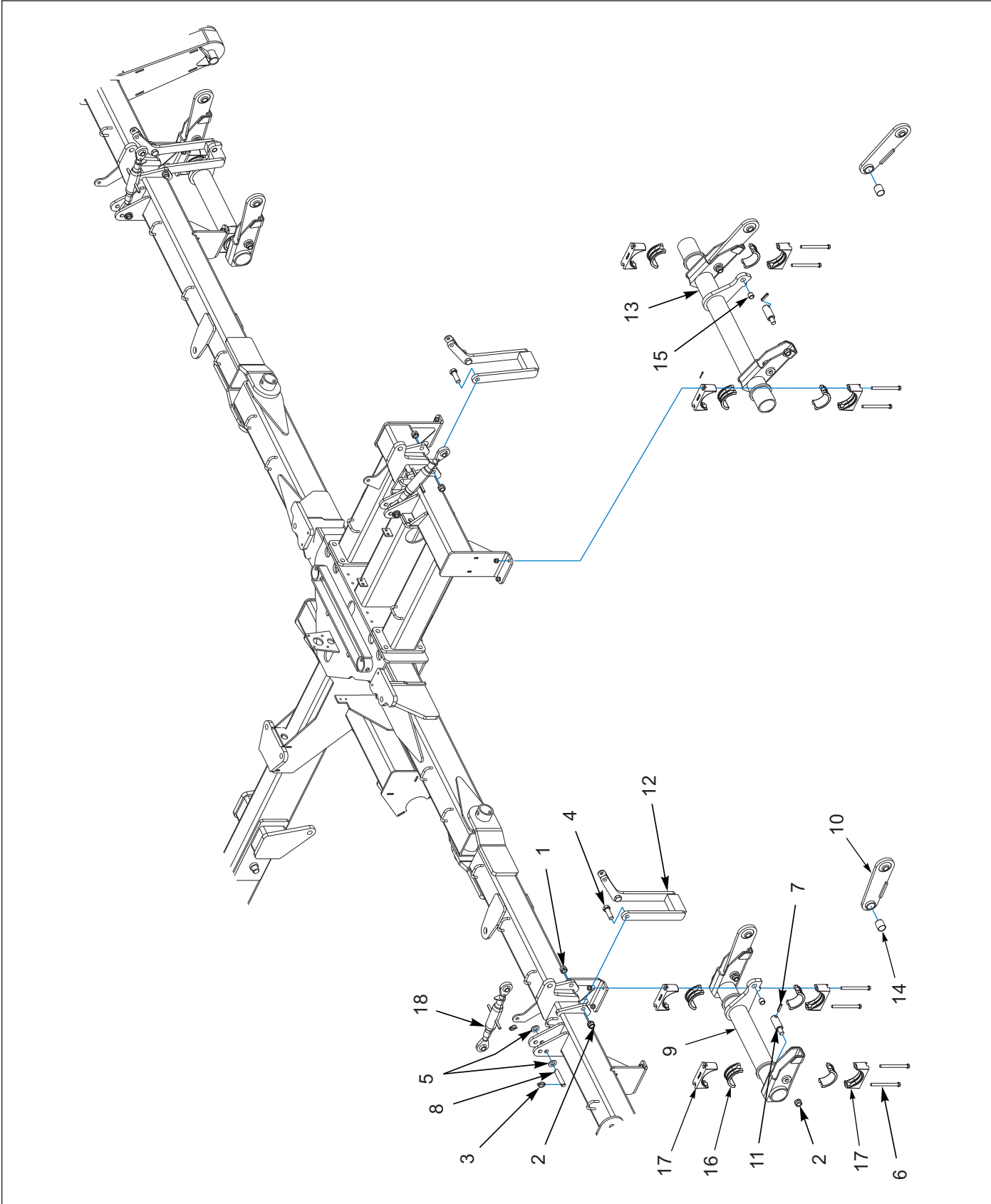


Figure 1-13: 3-PT Lift Assembly

3-PT Lift Assembly

| ITEM | PART NUMBER | DESCRIPTION | QTY |
|------|-----------------|-----------------------------------------|-----|
| 1 | 1-512-010005-13 | NUT, HEX LOCK 5/8-11, GRB | 3 |
| 2 | 1-512-010005-19 | NUT, HEX LOCK 1-8, GRB | 20 |
| 3 | 1-557-010327 | PIN, LYNCH 1/4 X 1-1/4 | 6 |
| 4 | 1-654-010125-09 | SCREW, HEX HEAD CAP 1-8 X 3, GR8 | 6 |
| 5 | 1-861-010032-24 | WASHER, FLAT 1" N | 2 |
| 6 | 123096 | SCREW, HEX HEAD CAP 5/8-11 X 7-1/2, GR5 | 16 |
| 7 | 141251 | SPRING PIN, SLOTTED 1/2 X 2-1/4 | 6 |
| 8 | 164293 | PIN, 1 X 5-1/8 | 3 |
| 9 | 166510 | LIFT, THREE POINT | 2 |
| 10 | 166511 | LINK LIFT WELDMENT | 6 |
| 11 | 166529 | PIN, LIFT | 6 |
| 12 | 166556 | STOP LINK WELDMENT | 3 |
| 13 | 166565 | ROCKSHAFT LIFT WELDMENT | 1 |
| 14 | 167277 | BUSHING, 1.75 X 1.94 X 2 | 6 |
| 15 | 2-150-010008 | BUSHING, STEEL 1-1/4 X 1 X 1 | 5 |
| 16 | 2P793 | BEARING INSERT 4-1/2 | 12 |
| 17 | 2P794 | BEARING HALF 4-1/2 INSERT | 12 |
| 18 | 7K286 | TOP LINK, CAT 2 | 3 |

Coil Tine Harrow Assembly

| ITEM | PART NUMBER | DESCRIPTION | QTY |
|------|-----------------|-----------------------------------------|-----|
| | 170937 | COIL TINE HARROW ASSEMBLY | 1 |
| 1 | 1-510-010003-09 | NUT, FLANGE HEAD SERRATED 1/2-13 | 32 |
| 2 | 1-512-010005-09 | NUT, HEX LOCK 1/2-13, GRB | 66 |
| 3 | 1-512-010005-13 | NUT, HEX LOCK 5/8-11, GRB | 10 |
| 4 | 1-512-010005-19 | NUT, HEX LOCK 1-8, GRB | 2 |
| 5 | 1-557-010327 | PIN, LYNCH 1/4 X 1-1/4 | 2 |
| 6 | 1-654-010059-16 | SCREW, HEX HEAD CAP 5/8-11 X 5-1/2, GR5 | 2 |
| 7 | 1-654-010070-02 | SCREW, RD HEAD SQ NECK 1/2-13 X 1-1/4 | 8 |
| 8 | 1-654-010070-11 | SCREW, RD HEAD SQ NECK 1/2-13 X 3-1/2 | 6 |
| 9 | 1-654-010070-13 | SCREW, RD HEAD SQ NECK 1/2-13 X 4 | 44 |
| 10 | 1-654-010070-14 | SCREW, RD HEAD SQ NECK 1/2-13 X 4-1/2 | 16 |
| 11 | 1-861-010032-15 | WASHER, FLAT 1/2W | 4 |
| 12 | 1-861-010032-19 | WASHER, FLAT 5/8W | 2 |
| 13 | 100827 | NUT, FLANGE HEAD SERRATED 5/8-11 | 4 |
| 14 | 100829 | SCREW, HEX HEAD CAP 1-8 X 6-1/2, GR5 | 2 |
| 15 | 140599 | BEARING, FLANGE 1-1/2 | 4 |
| 16 | 154994 | TUBE, ANGLE ADJUST | 6 |
| 17 | 154995 | U-BOLT, 1/2-13 | 6 |
| 18 | 154997 | BUSHING, TINE RETAINER | 44 |
| 19 | 154998 | PLATE, ANGLE ADJUSTMENT | 8 |
| 20 | 155002 | BUSHING, PIVOT 1-1/2 | 2 |
| 21 | 155005 | TUBE, SQ 3 X 3/16 X 107" | 1 |
| 22 | 155927 | CAP, TUBE 1.95 X 1.5 BLACK | 6 |
| 23 | 155956 | BUSHING, ANGLE ADJUSTMENT | 6 |
| 24 | 155971 | PIN, HARROW ADJUSTMENT | 6 |
| 25 | 164315 | TINE, HARROW 7/16 X 18 | 22 |
| 26 | 167294 | TUBE, GANG BAR (123.66") | 1 |
| 27 | 170912 | TUBE, GANG BAR (121") | 1 |
| 28 | 170915 | TUBE, GANG BAR (37.58") | 2 |
| 29 | 170918 | MOUNT, HARROW ARM | 4 |
| 30 | 170928 | GUSSET, HARROW ARM RH | 1 |
| 31 | 170929 | GUSSET, HARROW ARM LH | 1 |
| 32 | 170935 | PLATE, GANG BAR 3 ROW | 4 |
| 33 | 170938 | HARROW ARM MOUNT WELDMENT | 2 |
| 34 | 170939 | LINK, TUBE | 1 |
| 35 | 170941 | LINK MOUNT WELDMENT | 1 |
| 36 | 2P986 | U-BOLT, 1/2-13 X 3-1/2 X 4-1/4 | 8 |
| 37 | 6D529 | CLEVIS PIN, 1 X 4-1/2 | 2 |
| 38 | 8-102-010043 | U-BOLT, SPRING CLAMP | 2 |
| 39 | 9K616 | U-BOLT, 5/8-11 X 4-11/16 X 7-1/2 | 4 |

Harrow Track Remover Assembly

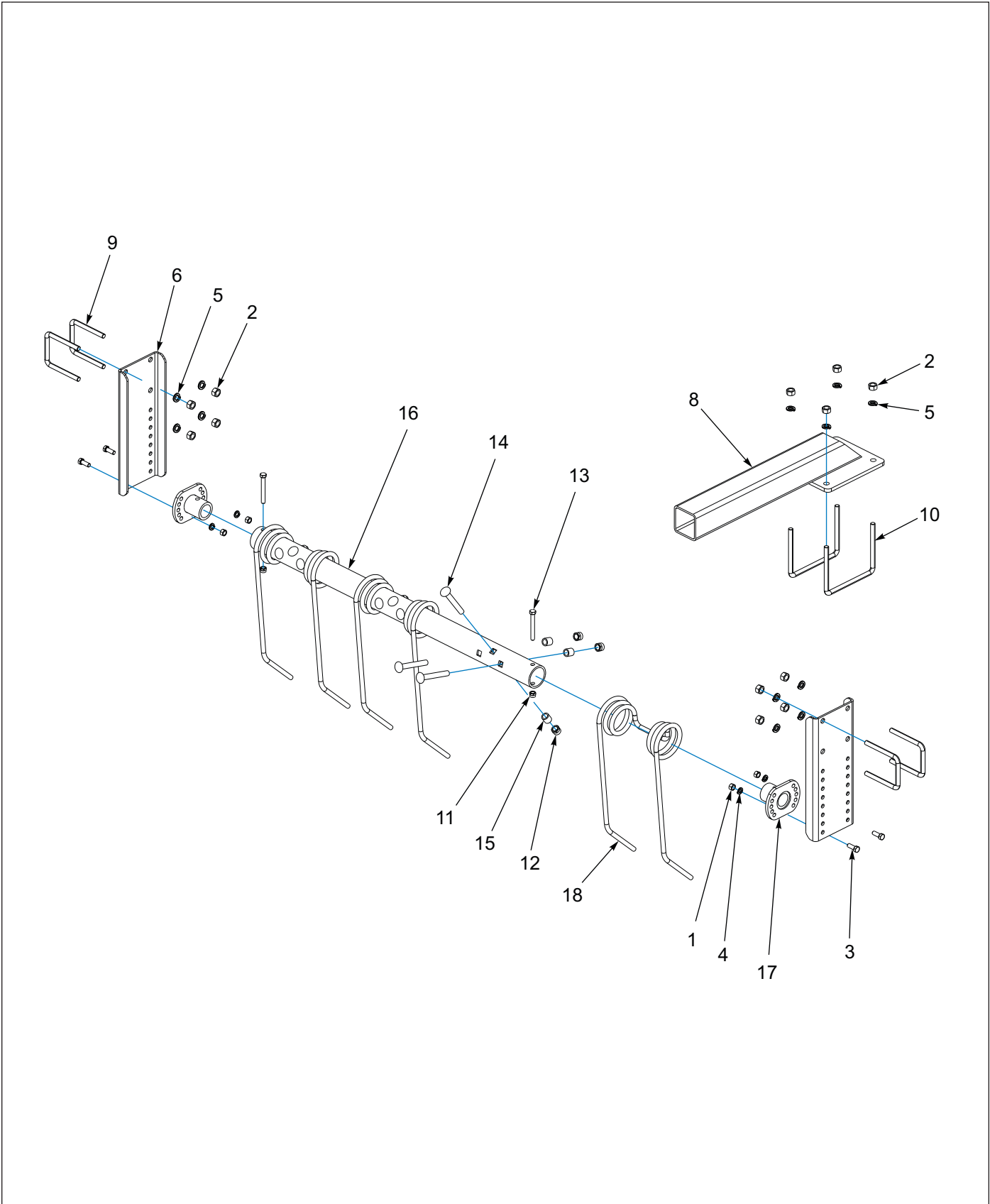


Figure 1-15: Harrow Track Remover Assembly

Harrow Track Remover Assembly

| ITEM | PART NUMBER | DESCRIPTION | QTY |
|------|-----------------|---------------------------------------------------------|-----|
| | 170905 | HARROW TRACK REMOVER ASSEMBLY | 1 |
| 1 | 1-512-010007-07 | NUT, HEX 3/8-16 | 4 |
| 2 | 1-512-010007-09 | NUT, HEX 1/2-13 | 12 |
| 3 | 1-654-010051-05 | SCREW, HEX HEAD CAP 3/8-16 X 1, GR5 | 4 |
| 4 | 1-861-010034-11 | WASHER, SPLIT LOCK 3/8 | 4 |
| 5 | 1-861-010034-13 | WASHER, SPLIT LOCK 1/2 | 12 |
| 6 | 167295 | MOUNT, TRACKER REMOVER | 2 |
| 7 | 169970 | HARROW ASM, TRACK REMOVER (INCLUDES ITEMS 11-18) | 1 |
| 8 | 170899 | MOUNT WELDMENT, TRACKER REMOVER | 1 |
| 9 | 2P986 | U-BOLT, 1/2-13 X 3-9/16 X 4-1/4 | 4 |
| 10 | 4J918 | U-BOLT, 1/2-13 X 6-9/16 X 5-1/4 | 2 |
| 11 | 1-512-010005-05 | NUT, HEX LOCK 3/8-16, GRB | 2 |
| 12 | 1-512-010005-09 | NUT, HEX LOCK 1/2-13, GRB | 9 |
| 13 | 1-654-010051-13 | SCREW, HEX HEAD CAP 3/8-16 X 3, GR5 | 2 |
| 14 | 1-654-010070-13 | SCREW, RD HEAD SQ NECK 1/2-13 X 4 | 9 |
| 15 | 154997 | BUSHING, TINE RETAINER | 9 |
| 16 | 169971 | TUBE HARROW, TRACK REMOVER | 1 |
| 17 | 170903 | BRACKET MOUNT WELDMENT, HARROW | 2 |
| 18 | 170909 | TINE, HARROW 7/16 X 18 | 3 |

Row Marker Assembly - Optional

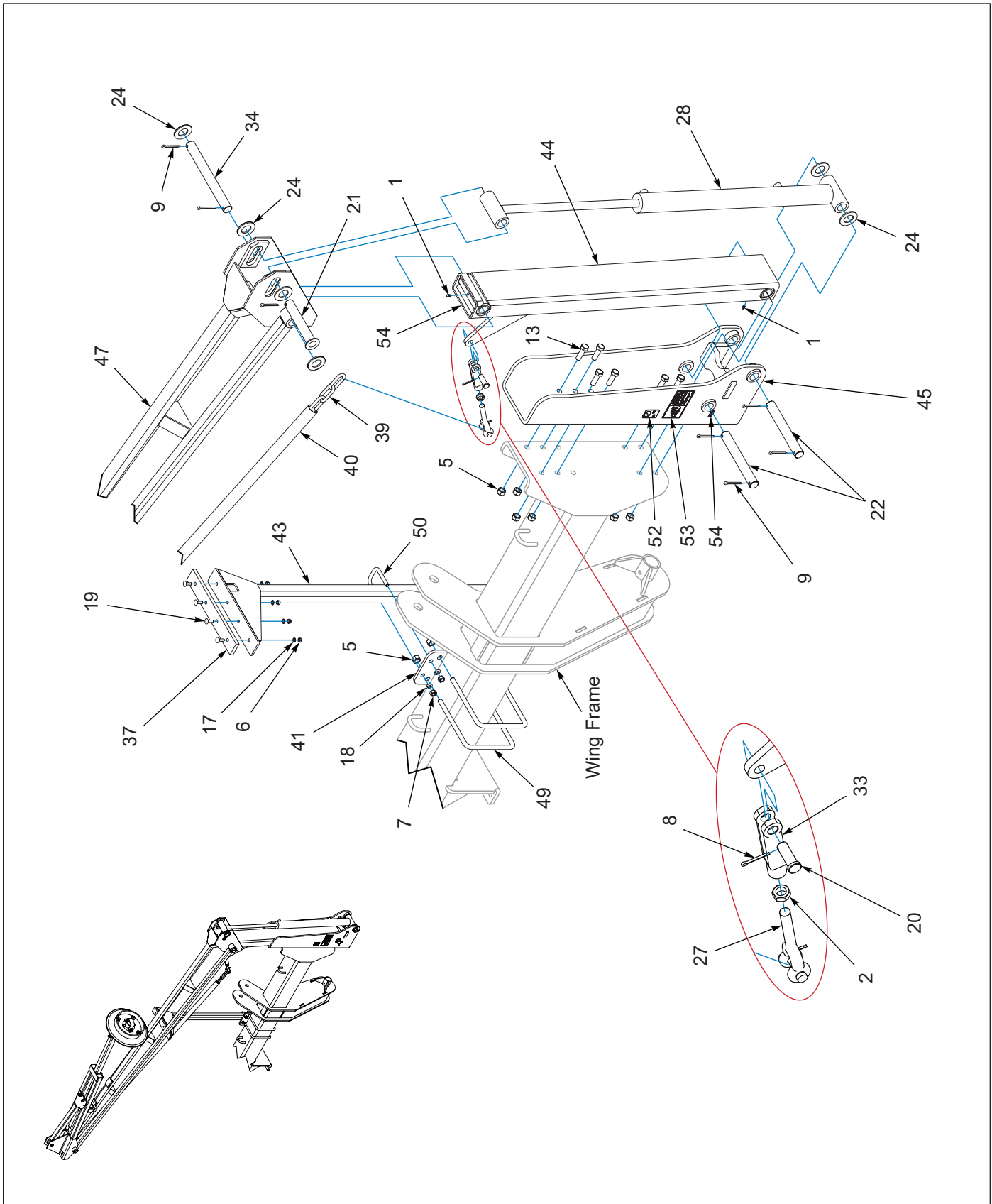


Figure 1-16: Row Marker Assembly - Optional (1 of 2)

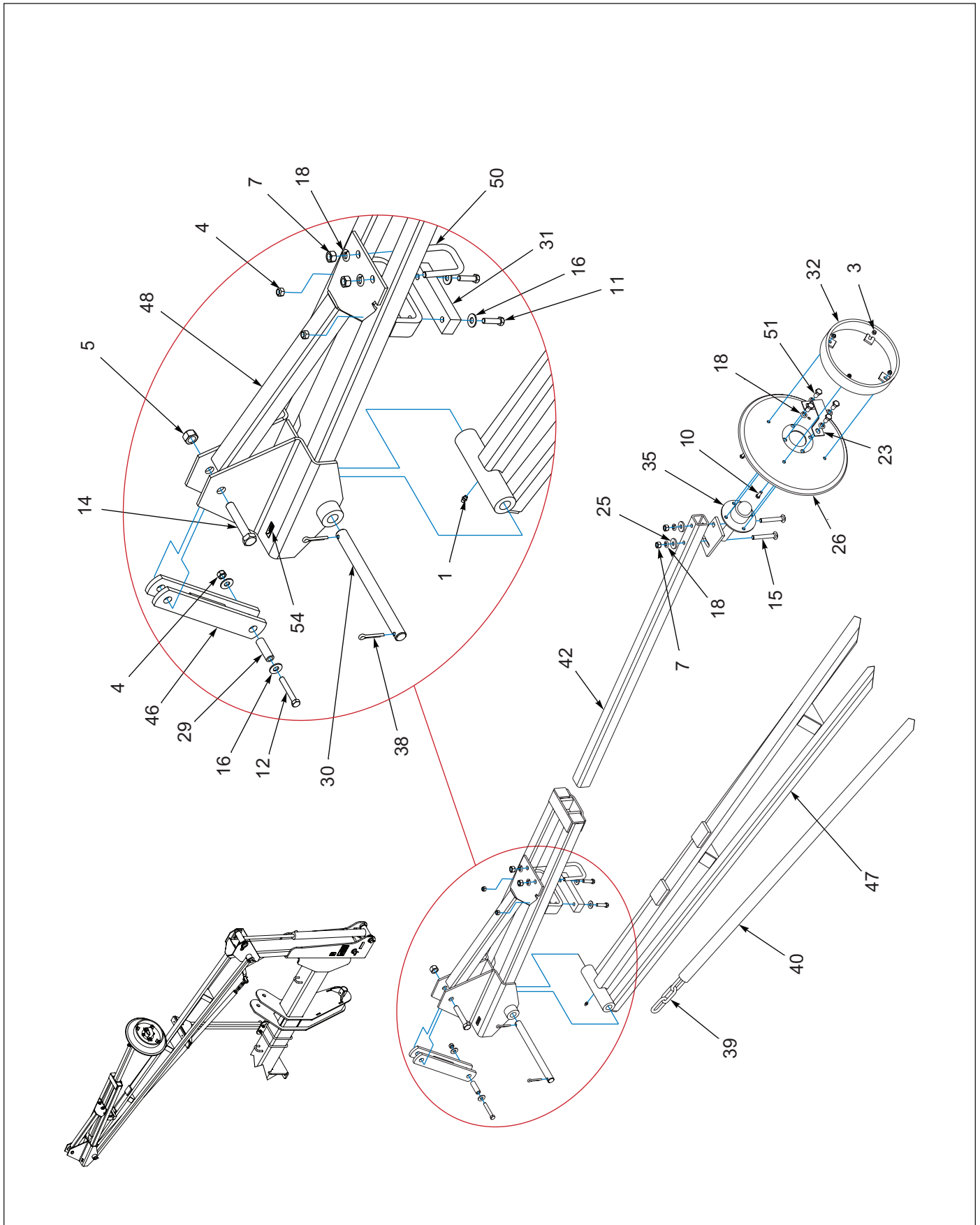


Figure 1-17: Row Marker Assembly - Optional (2 of 2)

Row Marker Assembly - Optional

| ITEM | PART NUMBER | DESCRIPTION | QTY |
|------|-----------------|--------------------------------------------------|-----|
| | 171633 | ROW MARKER ASSEMBLY (ASSEMBLY PARTS) | 1 |
| 1 | 1-298-010001-1 | FITTING, GREASE 1/4-28 STR SHORT | 6 |
| 2 | 1-511-010001-07 | NUT, HEX JAM 5/8-11 | 2 |
| 3 | 1-512-010005-03 | NUT, HEX, SLFLKG, 5/16-18UNC, GRB | 8 |
| 4 | 1-512-010005-05 | NUT, HEX, SLFLKG, 3/8-16UNC, GRB | 6 |
| 5 | 1-512-010005-13 | NUT, HEX, SLFLKG, 5/8-11UNC, GRB | 26 |
| 6 | 1-512-010007-06 | NUT, HEX, 5/16-18UNC, GR2 | 8 |
| 7 | 1-512-010007-09 | NUT, HEX, 1/2-13UNC, GR2 | 16 |
| 8 | 1-557-010362-40 | PIN, COTTER, 5/32 X 1-1/4 | 4 |
| 9 | 1-557-010362-63 | PIN, COTTER, 1/4 X 2 | 14 |
| 10 | 1-654-010049-05 | SCREW, HX CP 5/16-18UNC X 1, GR5 | 8 |
| 11 | 1-654-010051-07 | SCREW, HEX, 3/8-16UNC X 1-1/2, GR5 | 4 |
| 12 | 1-654-010051-11 | SCREW, HEX, 3/8-16UNC X 2-1/2, GR5 | 2 |
| 13 | 1-654-010059-05 | SCREW, HEX, 5/8-11UNC X 2, GR5 | 16 |
| 14 | 1-654-010059-11 | SCREW, HEX, 5/8-11 UNC X 3-1/2, GR5 | 2 |
| 15 | 1-654-010070-11 | SCREW, RDHD, SQNK, 1/2-13 X 3-1/2 | 4 |
| 16 | 1-861-010032-11 | WASHER, FLAT ZP/CD, 3/8W | 8 |
| 17 | 1-861-010034-10 | WASHER, LKG, HLCL SPR, 5/16 | 8 |
| 18 | 1-861-010034-13 | WASHER, LKG, HLCL SPR, 1/2 | 24 |
| 19 | 104031 | SCREW, RDHD, SQNK, 5/16-18UNC X 1 | 8 |
| 20 | 111-2590 | TIE BOLT | 2 |
| 21 | 116032 | PIN, WASHER ROW MARKER WLDMT | 2 |
| 22 | 116034 | PIN, DOUBLE HOLE, ROW MARKER | 4 |
| 23 | 116038 | SHIPPING RETAINER, MARKER HUB | 2 |
| 24 | 116100 | WASHER, FLAT, ZP/CD 1-1/4 N | 12 |
| 25 | 116254 | WASHER, MARKER MOUNT | 4 |
| 26 | 116337 | BLADE, SOLID, 16' PLAIN | 2 |
| 27 | 116339 | YOKE, EXTERNAL THREADED, PLAIN | 2 |
| 28 | 116344 | CYLINDER, MARKER 2.5 X 20 (SEE PAGE 1-91) | 2 |
| 29 | 116354 | TUBE, 5/8 X 1-7/8 | 2 |
| 30 | 116355 | PIN, 7/8 X 11 | 2 |
| 31 | 116366 | RUBBER SPACER, ROW MARKER OUTER ARM | 2 |
| 32 | 116390 | DEPTH BAND WLDMT | 2 |
| 33 | 116405 | YOKE, INTERNAL THREADED CLEVIS | 2 |
| 34 | 116438 | PIN, 1-1/4 X 12-1/4 | 2 |
| 35 | 116446 | ROW MARKER LH, SPINDLE WLDMT | 1 |
| 36 | 116447 | ROW MARKER RH, SPINDLE WLDMT (NOT SHOWN) | 1 |
| 37 | 117186 | ARMORITE BRACE CUSHION | 2 |
| 38 | 119084 | PIN, COTTER, 1/4 X 1-1/4 | 4 |
| 39 | 120369 | CHAIN, MONOSEM | 2 |
| 40 | 120400 | CHAIN COVER, ROW MARKER 16 ROW | 2 |
| 41 | 167289 | MOUNT, MARKER SUPPORT | 2 |
| 42 | 167292 | TUBE-MARKER, EXTENSION | 2 |
| 43 | 167302 | SUPPORT-MARKER, SEEDER 36 | 2 |
| 44 | 167303 | ARM-ROW MARKER, FIRST, WLDMT | 2 |
| 45 | 167306 | MOUNT, MARKER OFFSET | 2 |
| 46 | 167307 | LINK-ROW MARKER, WLDMT | 2 |
| 47 | 169974 | ARM-MIDDLE, ROW MARKER, WLDMNT | 2 |
| 48 | 169975 | ARM-OUTER, ROW MARKER, WLDMNT | 2 |

Row Marker Assembly - Optional

| ITEM | PART NUMBER | DESCRIPTION | QTY |
|------|-----------------|-------------------------------|-----|
| 49 | 70593063 | U-BOLT, 5/8-11 | 4 |
| 50 | 8-102-010019 | U-BOLT, SCRAPER MT (1/2-13) | 6 |
| 51 | 830025 | SCREW.HEX, 1/2-20UNF X 1, GR8 | 8 |
| 52 | 1410224 | DECAL-PINCH POINT | 2 |
| 53 | 141597 | DECAL, DANGER ELECTROCUTION | 2 |
| 54 | 2-573-010330-03 | DECAL, LUBRICATION, 50 HOURS | 6 |

Row Marker Hydraulics - Optional

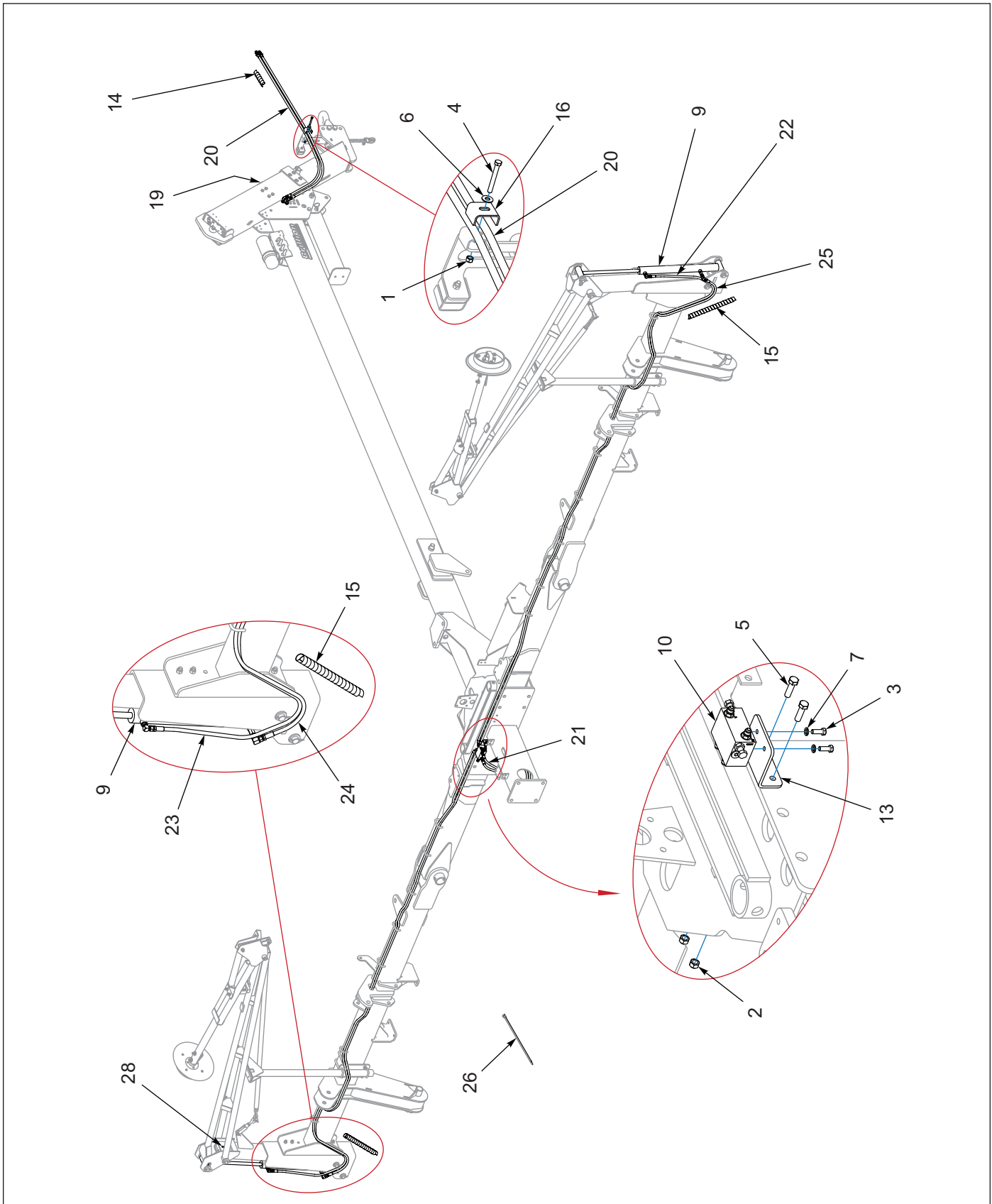


Figure 1-18: Row Marker Hydraulics Layout - Optional

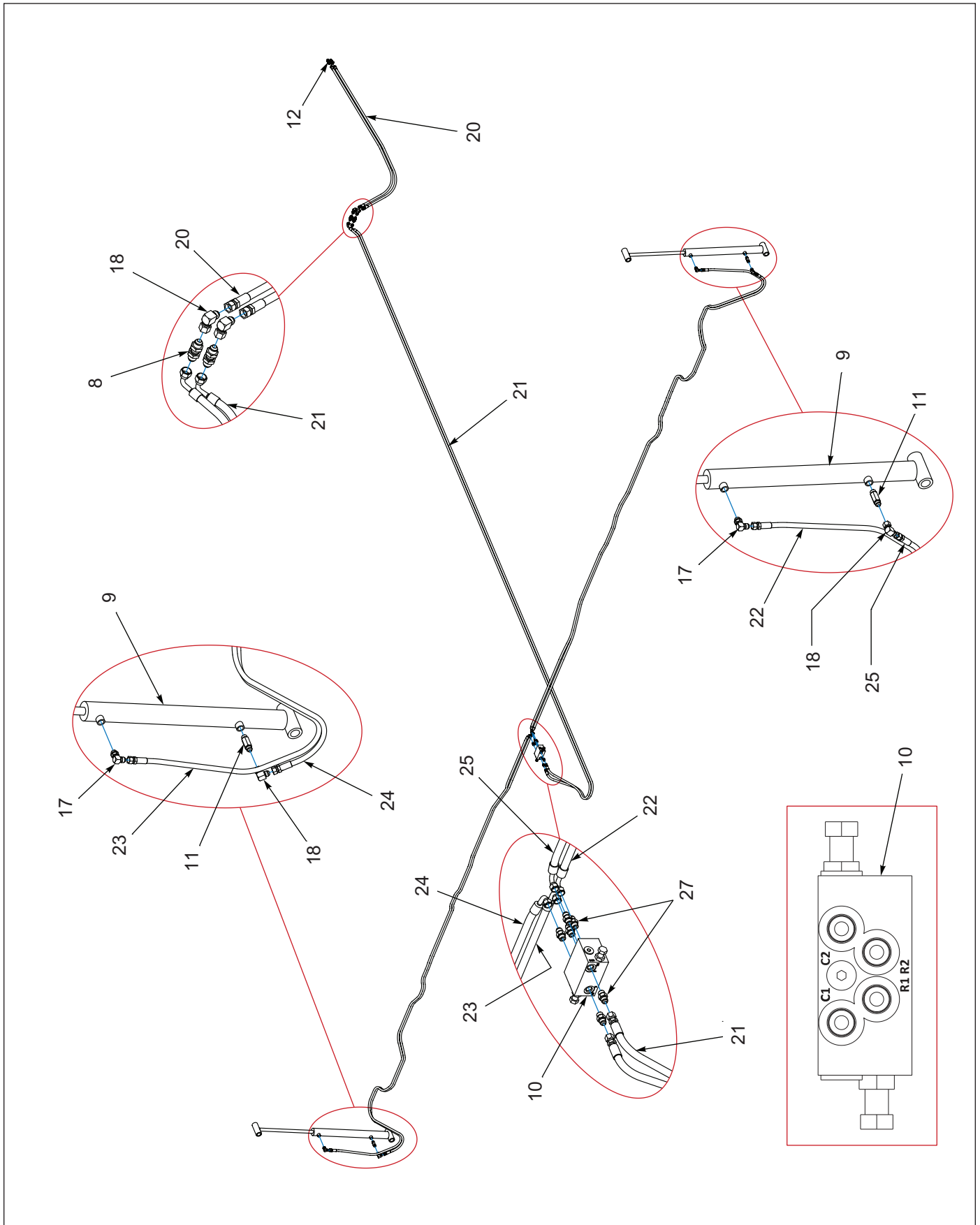


Figure 1-19: Row Marker Hydraulics Schematic - Optional

Row Marker Hydraulics - Optional

| ITEM | PART NUMBER | DESCRIPTION | QTY |
|------|-----------------|--------------------------------------------------|-----|
| | 171633 | ROW MARKER ASSEMBLY (HYDRAULIC PARTS) | 1 |
| 1 | 1-512-010005-05 | NUT, HEX, SLFLKG, 3/8-16UNC, GRB | 6 |
| 2 | 1-512-010005-09 | NUT, HEX, SLFLKG, 1/2-13UNC, GRB | 2 |
| 3 | 1-654-010051-05 | SCREW, HEX, 3/8-16UNC X 1, GR5 | 2 |
| 4 | 1-654-010051-13 | SCREW, HEX, 3/8-16UNC X 3, GR5 | 1 |
| 5 | 1-654-010055-04 | SCREW, HEX, 1/2-13UNC X 1-3/4, GR5 | 2 |
| 6 | 1-861-010032-11 | WASHER, FLAT ZP/CD, 3/8W | 8 |
| 7 | 1-861-010034-11 | WASHER, LKG, HLCL SPR, 3/8 | 2 |
| 8 | 102-0322 | 37 FLARE BULKHEAD/37 FLARE | 2 |
| 9 | 116344 | CYLINDER, MARKER 2.5 X 20 (SEE PAGE 1-91) | 2 |
| 10 | 116350 | VALVE, MARKER SEQUENCE | 1 |
| 11 | 140893 | ADAPTER STR LONG, #8JIC-#80RB | 2 |
| 12 | 141828 | COUPLER, MALE 3/4-16 O-RING | 2 |
| 13 | 166534 | MOUNT-VALVE | 1 |
| 14 | 172973 | HOSE WRAP, RED | 1 |
| 15 | 1P995 | WRAP-HOSE POLY SPIRAL 3/4 ID (BLACK 26") | 2 |
| 16 | 2-181-010001 | HOSE CLAMP | 1 |
| 17 | 2062-8-8S | ADAPTER, 90 #8 O-RING-TUBE | 2 |
| 18 | 2071-8-8S | ADAPTER, 90 #8 FLR SWIVEL #8 JIC | 4 |
| 19 | 219155 | DECAL-HOSE ID, 4630 W/MARKERS | 1 |
| 20 | 141878 | HOSE ASSY, 3/8 X 90 #8JIC X #80R | 2 |
| 21 | 104329 | HOSE ASSY, 3/8 X 312, JIC, #8 X 90-#6 | 2 |
| 22 | 169958 | HOSE ASSY, 3/8 X 277, 8FJ X 6FJ X 90 (R1) | 1 |
| 23 | 169959 | HOSE ASSY, 3/8 X 267, 8FJ X 6FJ X 90 (R2) | 1 |
| 24 | 169960 | HOSE ASSY, 3/8 X 248, 8J X 6FJ X 90 (C2) | 1 |
| 25 | 176897 | HOSE ASSY, 3/8 X 258, 8FJ X 6FJ X 90 (C1) | 1 |
| 26 | 105-0228 | CABLE TIE | 30 |
| 27 | 202702-6-6S | ADAPTER, STR,#6 SAEX#6 JIC | 6 |
| 28 | 2-573-010330-03 | DECAL, LUBRICATION, 50 HOURS | 6 |

Seeder Assembly Options

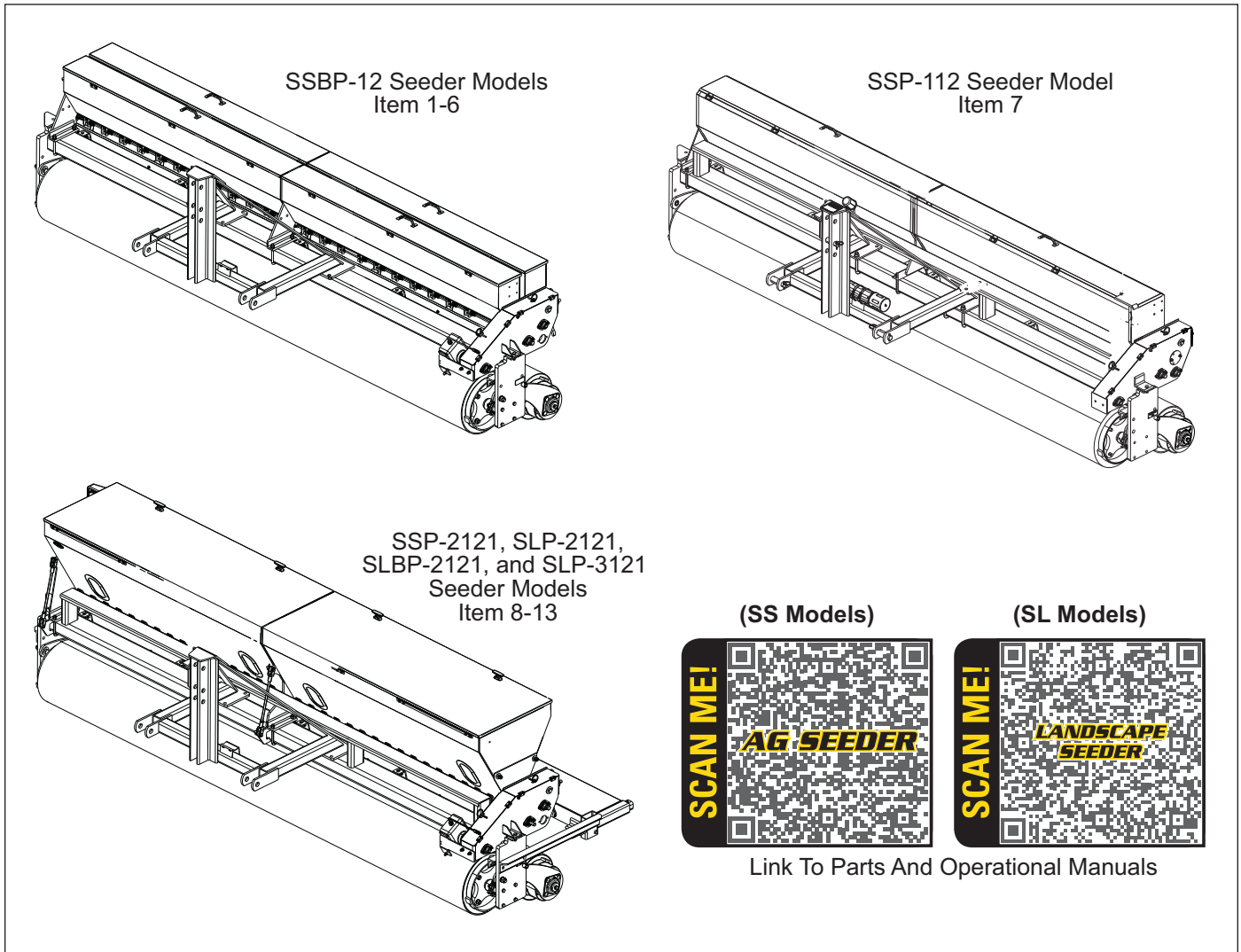


Figure 1-20: Seeder Assembly Options

Seeder Assembly Options

| ITEM | SEEDER OPTION P/N | DESCRIPTION | OPER MANUAL FORM# | PARTS MANUAL FORM# |
|------|-------------------|-----------------------------------------------------|-------------------|--------------------|
| 1 | 171615 | SSBP-36 SEEDER, CAGE AGITATOR (SSBP12) | 1P480 | 1P481 |
| 2 | 171616 | SSBP-36 SEEDER, CAGE AGITATOR DIVIDERS (SSBP12) | 1P480 | 1P481 |
| 3 | 171617 | SSBP-36 SEEDER, BLADE & CAGE AGITATOR (SSBP12) | 1P480 | 1P481 |
| 4 | 171618 | SSBP-36 SEEDER, BLADE & CAGE DIVIDERS (SSBP12) | 1P480 | 1P481 |
| 5 | 171619 | SSBP-36 SEEDER, BRUSH & CAGE AGITATOR (SSBP12) | 1P480 | 1P481 |
| 6 | 171620 | SSBP-36 SEEDER, BRUSH & CAGE DIVIDERS (SSBP12) | 1P480 | 1P481 |
| 7 | 171621 | SSP-136 SEEDER, MID CAP AG (SSP112) | 9K713 | 9K712 |
| 8 | 171622 | SSP-2361 SEEDER HIGH CAPACITY AG (SSP2121) | 1P126 | 1P125 |
| 9 | 171623 | SLP-2361, LANDSCAPE SEEDER (SLP2121) | 9K998 | 9K997 |
| 10 | 171624 | SLP-2361, LANDSCAPE SEEDER REAR SPROCKET (SLP2121) | 9K998 | 9K997 |
| 11 | 171627 | SLPB-2361, LANDSCAPE SEEDER (SLPB2121) | 9K998 | 9K997 |
| 12 | 171628 | SLPB-2361 LANDSCAPE SEEDER REAR SPROCKET (SLPB2121) | 9K998 | 9K997 |
| 13 | 171630 | SLP-3361 SEEDER, LANDSCAPE (SLPB3121) | 1P124 | 1P123 |

Center Walk Board

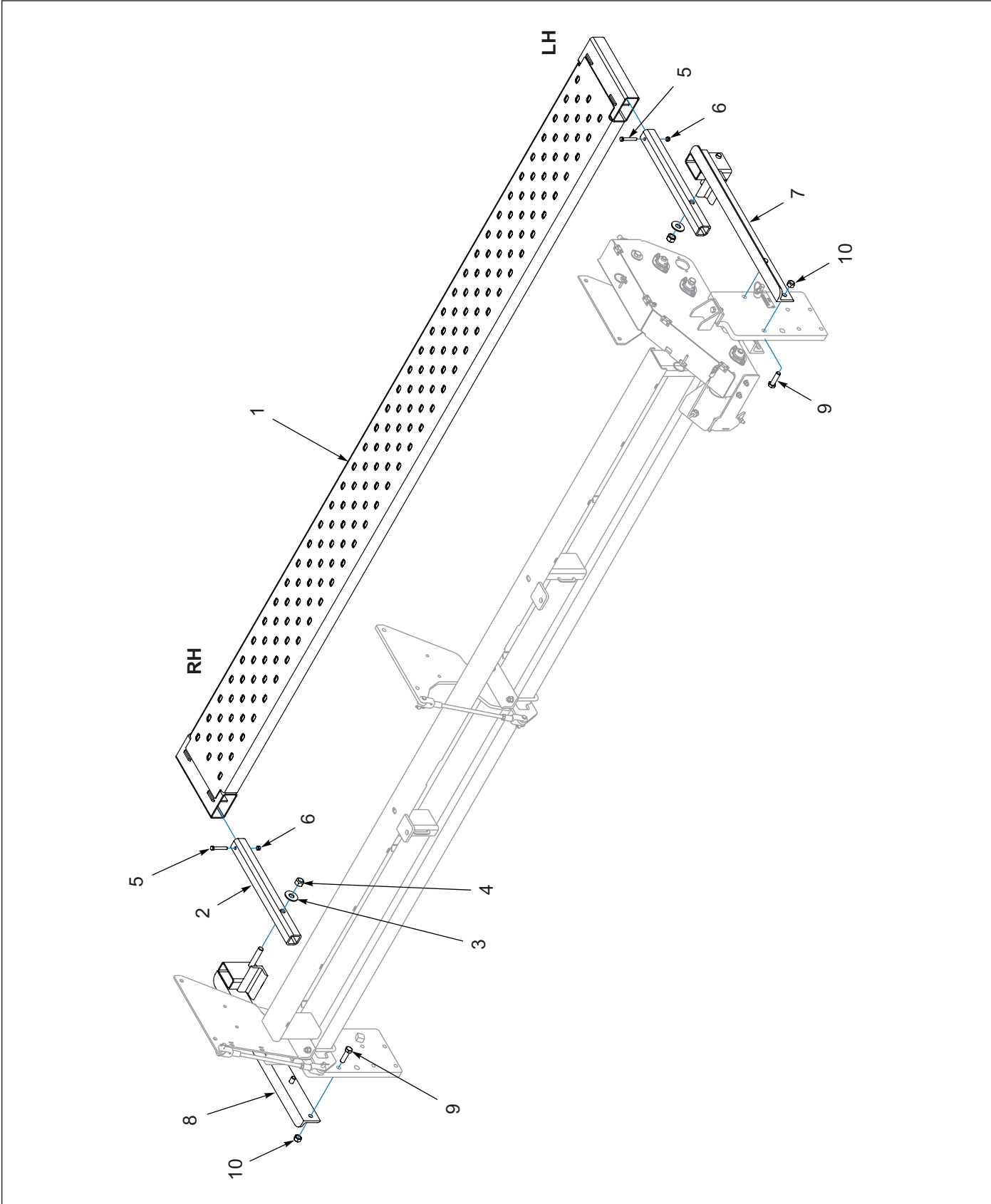


Figure 1-21: Center Walk Board

Center Walk Board

| ITEM | PART NUMBER | DESCRIPTION | QTY |
|------|-----------------|-------------------------------------|-----|
| 1 | 6K891 | 12' PLATFORM | 1 |
| 2 | 7K533 | TUBE | 2 |
| 3 | 1-861-010032-21 | WASHER, FLAT 3/4 W, ZP/CD | 2 |
| 4 | 1-512-010005-15 | NUT, HEX, SLFLKG GRB 3/4-10 | 2 |
| 5 | 1-654-010051-11 | SCREW, HX CP 3/8-16 X 2-1/2, G5, ZP | 2 |
| 6 | 1-512-010005-05 | NUT, HEX, SLFLKG GRB 3/8-16 | 2 |
| 7 | 7K528 | LEFT SUPPORT | 1 |
| 8 | 7K529 | RIGHT SUPPORT | 1 |
| 9 | 1-654-010059-06 | SCREW. HEX CAP 5/8-11 X 2-1/4, G5 | 4 |
| 10 | 1-512-010005-13 | NUT, HEX SLFLKG GRB 5/8-11 | 4 |

Left Hand Walk Board (Used on High Capacity Seeders Only)

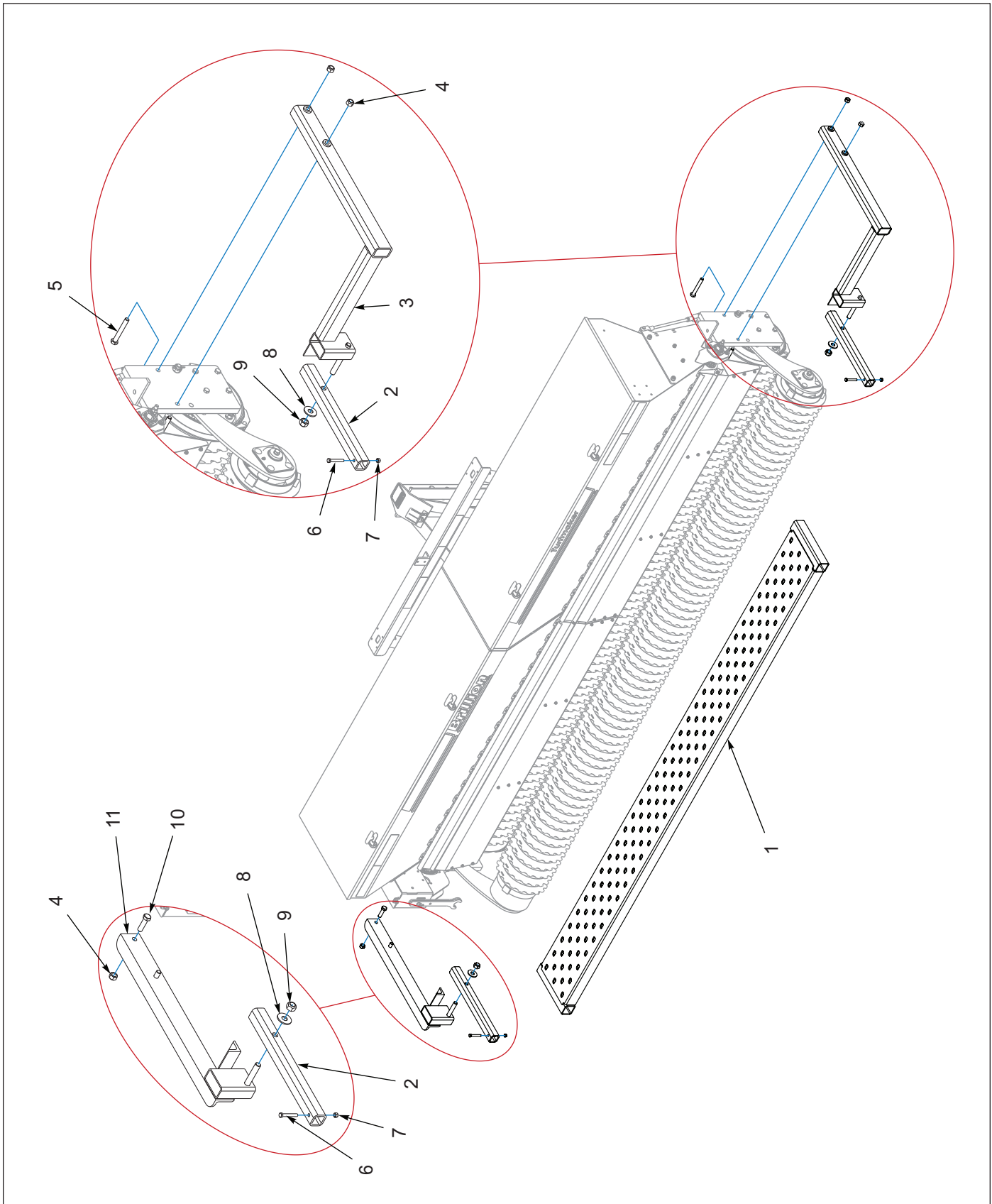


Figure 1-22: Left Hand Walk Board

Left Hand Walk Board (Used on High Capacity Seeders Only)

| ITEM | PART NUMBER | DESCRIPTION | QTY |
|------|-----------------|------------------------------------|-----|
| 1 | 191881 | PLATFORM, 10FT 6IN | 1 |
| 2 | 7K533 | TUBE | 2 |
| 3 | 191383 | SUPPORT, RH OFFSET | 1 |
| 4 | 1-512-010005-13 | NUT, LOCK 5/8-11 GRB, ZP | 3 |
| 5 | 1-654-010059-14 | SCREW, HEX CAP 5/8-11 X 4-1/2, GR5 | 2 |
| 6 | 1-654-010051-11 | SCREW, HX CP 3/8-16 X 2-1/2 G5, ZP | 2 |
| 7 | 1-512-010005-05 | NUT, LOCK 3/8-16 GRB, ZP | 2 |
| 8 | 1-861-010032-21 | WASHER, FLAT 3/4 W, ZP/CD | 2 |
| 9 | 1-512-010005-15 | NUT, HEX, SLFLKG GRB 3/4-10 | 2 |
| 10 | 1-654-010059-06 | SCREW, HEX CAP 5/8-11 X 2-1/4, GR5 | 1 |
| 11 | 7K528 | LEFT SUPPORT | 1 |

Right Hand Walk Board (Used on High Capacity Seeders Only)

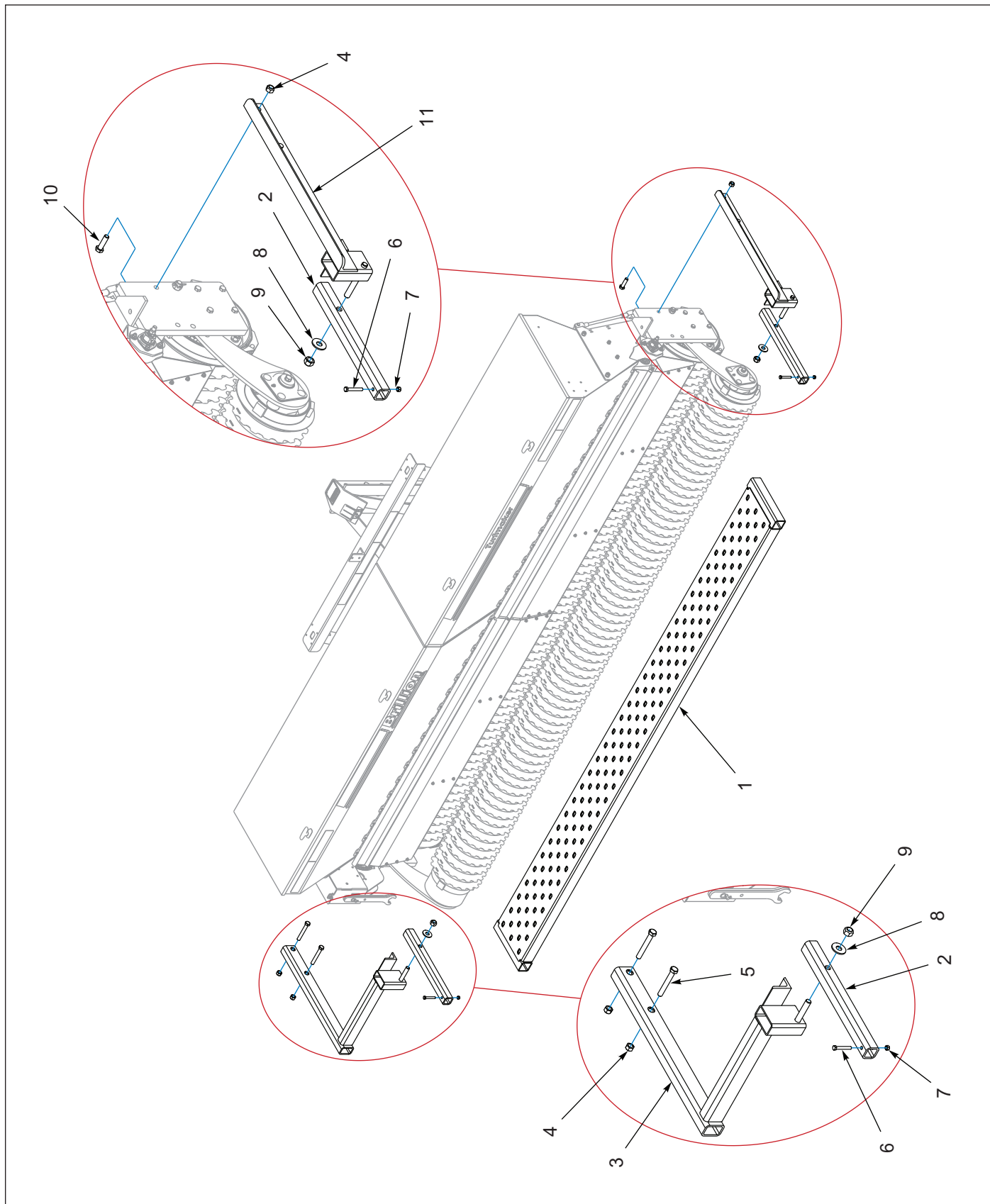


Figure 1-23: Right Hand Walk Board

Right Hand Walk Board (Used on High Capacity Seeders Only)

| ITEM | PART NUMBER | DESCRIPTION | QTY |
|------|-----------------|--------------------------------------|-----|
| 1 | 191881 | PLATFORM, 10FT 6IN | 1 |
| 2 | 7K533 | TUBE | 2 |
| 3 | 191382 | SUPPORT, LH OFFSET | 1 |
| 4 | 1-512-010005-13 | NUT, LOCK 5/8-11 GRB, ZP | 3 |
| 5 | 1-654-010059-14 | SCREW, HEX CAP 5/8-11 X 4-1/2, GR5 | 2 |
| 6 | 1-654-010051-11 | SCREW, HEX CAP 3/8-16 X 2-1/2 G5, ZP | 2 |
| 7 | 1-512-010005-05 | NUT, LOCK 3/8-16 GRB, ZP | 2 |
| 8 | 1-861-010032-21 | WASHER, FLAT 3/4 W, ZP/CD | 2 |
| 9 | 1-512-010005-15 | NUT, HEX, SLFLKG GRB 3/4-10 | 2 |
| 10 | 1-654-010059-06 | SCREW, HEX CAP 5/8-11 X 2-1/4, GR5 | 1 |
| 11 | 7K529 | RIGHT SUPPORT | 1 |

Lighting Assemblies

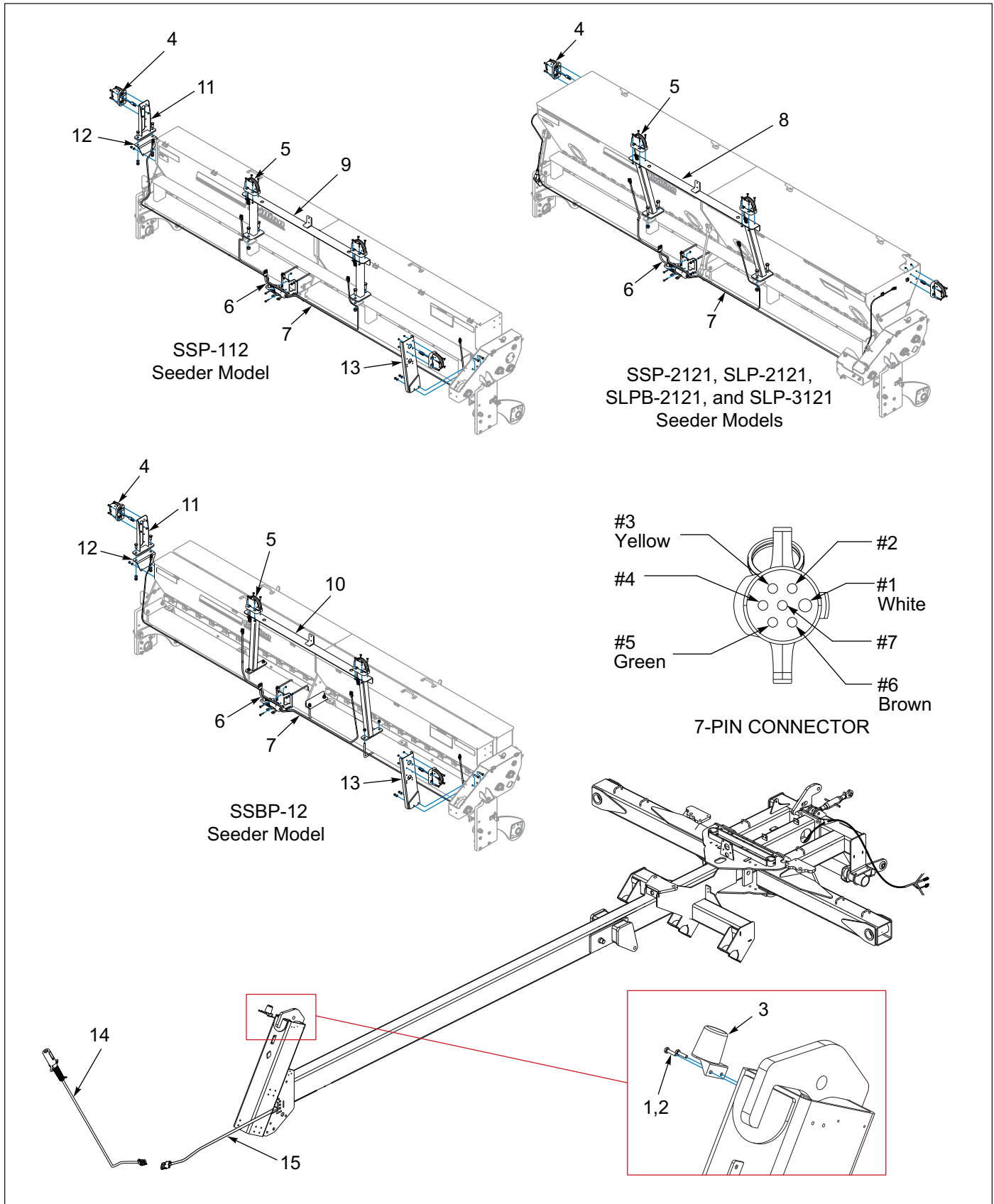


Figure 1-24: Lighting Assemblies

Lighting Assemblies

| ITEM | PART NUMBER | DESCRIPTION | QTY |
|------|-----------------|------------------------------------------|-----|
| 1 | 1-512-010005-01 | NUT, HEX LOCK 1/4-20, GRB | 16 |
| 2 | 1-654-010047-06 | SCREW, HEX HEAD CAP 1/4-20 X 1, GR5 | 2 |
| 3 | 2-368-010287 | HARNESS STOR-AWAY | 1 |
| 4 | 174436 | LAMP, AG AMBER SINGLE LED | 2 |
| 5 | 174435 | LAMP, AG RED SINGLE LED | 2 |
| 6 | 174437 | MODULE, AG FLASHER CONTROL | 1 |
| 7 | 178513 | HARNESS, LAMP 66 X 138 | 1 |
| 8 | 9K746 | BRACKET WELDMENT, LIGHT BAR | 1 |
| 9 | 9K815 | BRACKET WELDMENT, LIGHT BAR | 1 |
| 10 | 9K817 | BRACKET WELDMENT, LIGHT BAR | 1 |
| 11 | 9K822 | BRACKET, LIGHT WLD | 1 |
| 12 | 9K823 | ANGLE, LIGHT BRKT | 1 |
| 13 | 9K825 | BRACKET, LIGHT WLD | 1 |
| 14 | 178514 | HARNESS, 7 PIN/4 PIN WP, 10' | 1 |
| 15 | 234453 | HARNESS 400" EXT | 1 |
| 15 | 185976 | HARNESS, MAIN (CONSOLE W/CLUTCH CONTROL) | 1 |

Brillion Elite Mini Monitor - Single Seed Box Sensor Schematic

| ITEM | PART NUMBER | DESCRIPTION | QTY |
|------|-------------|------------------------------|-----|
| 1 | 174434 | MOUNT, LOUP II MONITOR | 1 |
| 2 | 233483 | MONITOR,BRILLION ELITE MINI | 1 |
| 3 | 233480 | SMART CLUTCH RELAY | 1 |
| 4 | 233479 | HARNESS, ELITE MINI, TRACTOR | 1 |
| 5 | 233478 | HARNESS, MAIN | 1 |
| 6 | 233482 | HARNESS, 72" EXTENSION | 1 |
| 7 | 233481 | HARNESS, 240" EXTENSION | 2 |
| 8 | 4K956 | ELECTRIC CLUTCH | 3 |
| 9 | 174419 | SENSOR, SMART SHAFT | 4 |
| 10 | 174399 | SENSOR, BIN LEVEL | 6 |
| 11 | 233477 | HARNESS, SEEDER | 3 |
| 12 | 194841 | SHROUD,3-PIN WEATHER PACK | 5 |
| 13 | 151273 | PLUG SEAL,CABLE CAVITY | 5 |

Brillion Elite Mini Monitor - Double Seed Box Sensor Schematic

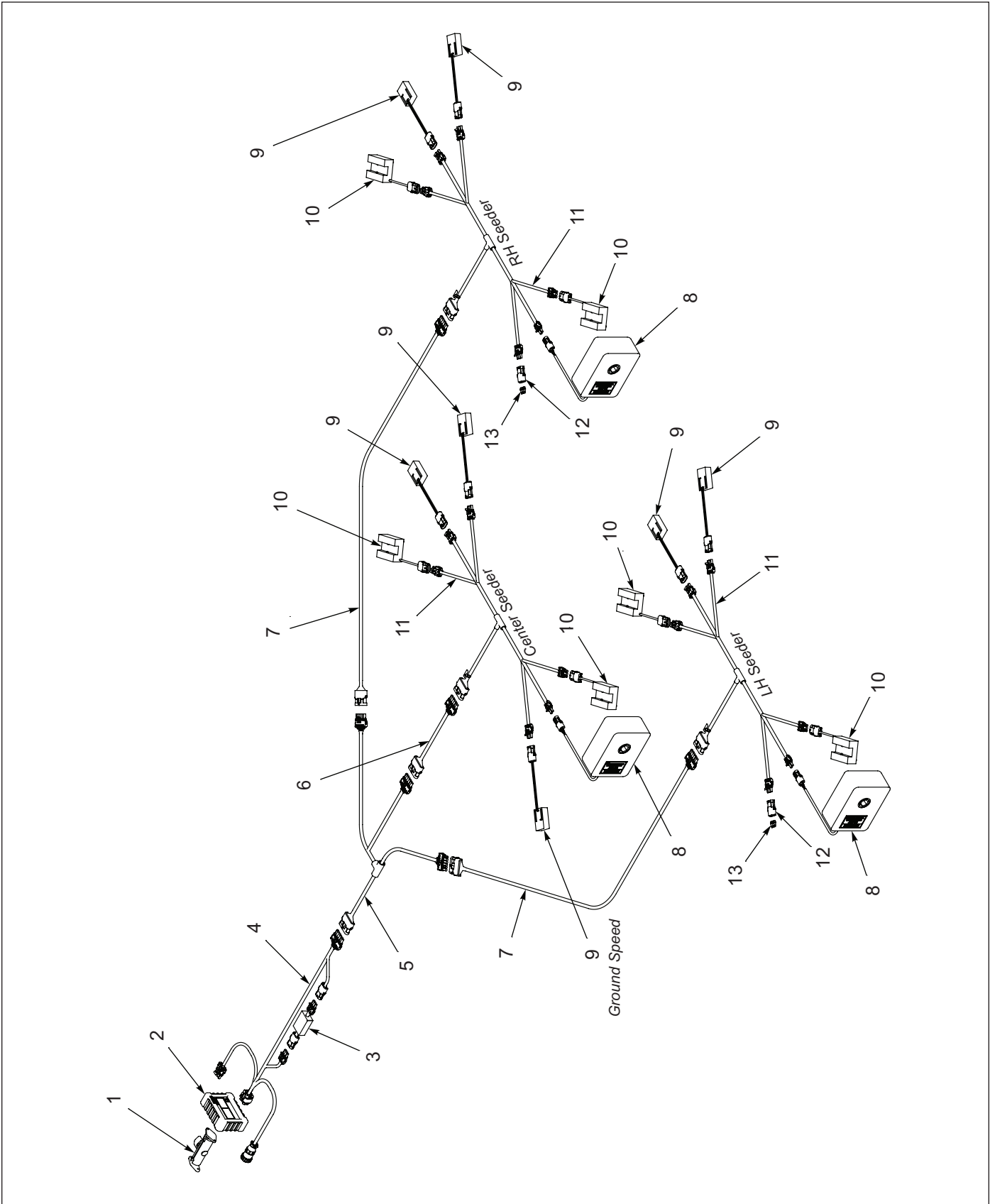


Figure 1-26: Brillion Elite Mini Monitor by Loup - Double Seed Box Sensor Schematic

Brillion Elite Mini Monitor - Double Seed Box Sensor Schematic

| ITEM | PART NUMBER | DESCRIPTION | QTY |
|------|-------------|------------------------------|-----|
| 1 | 174434 | MOUNT, LOUP II MONITOR | 1 |
| 2 | 233483 | MONITOR,BRILLION ELITE MINI | 1 |
| 3 | 233480 | SMART CLUTCH RELAY | 1 |
| 4 | 233479 | HARNESS, ELITE MINI, TRACTOR | 1 |
| 5 | 233478 | HARNESS, MAIN | 1 |
| 6 | 233482 | HARNESS, 72" EXTENSION | 1 |
| 7 | 233481 | HARNESS, 240" EXTENSION | 2 |
| 8 | 4K956 | ELECTRIC CLUTCH | 3 |
| 9 | 174419 | SENSOR, SMART SHAFT | 7 |
| 10 | 174399 | SENSOR, BIN LEVEL | 6 |
| 11 | 233477 | HARNESS, SEEDER | 3 |
| 12 | 194841 | SHROUD,3-PIN WEATHER PACK | 5 |
| 13 | 151273 | PLUG SEAL,CABLE CAVITY | 2 |

Brillion Elite Mini Monitor - Ground Speed

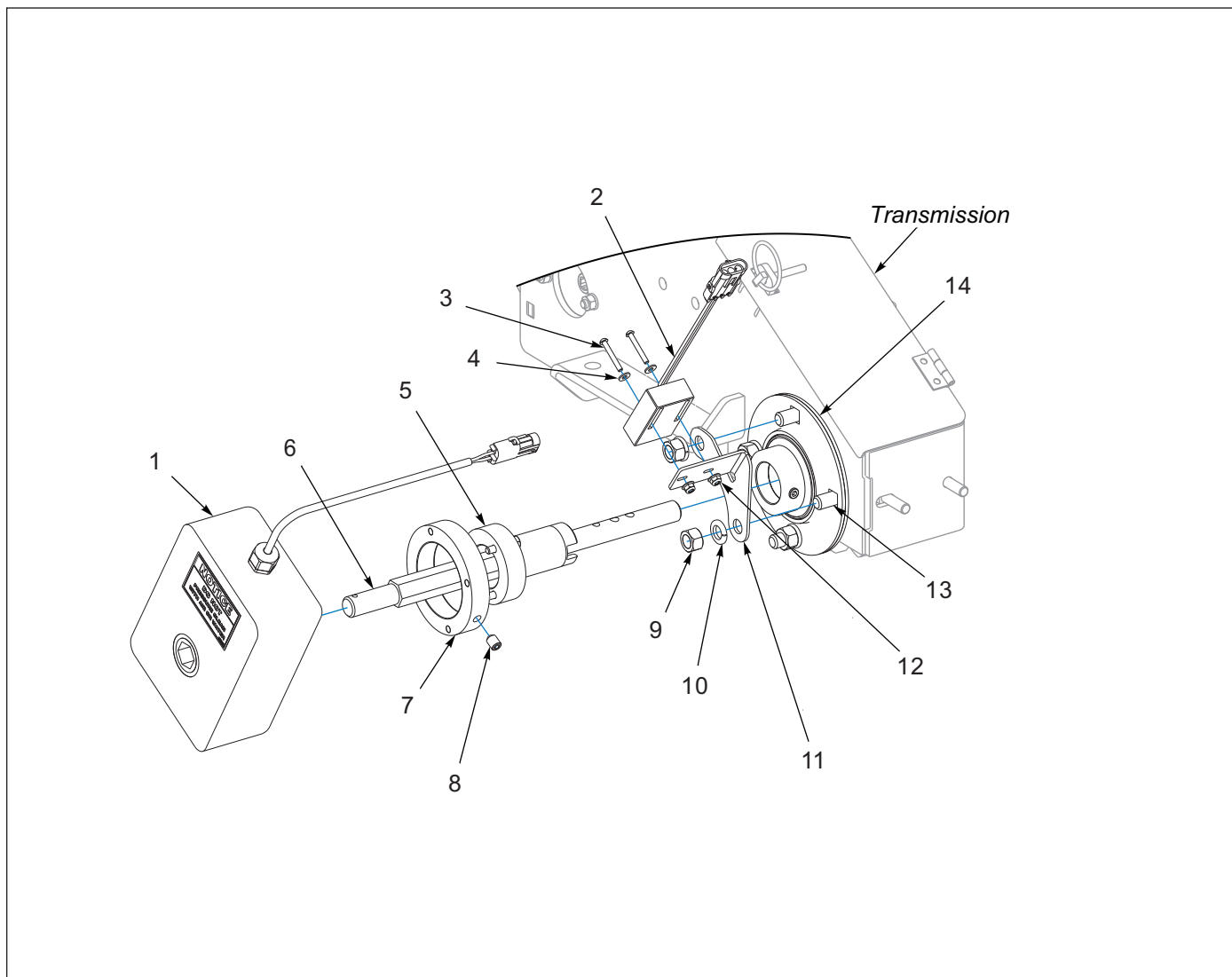


Figure 1-27: Brillion Elite Mini Monitor - Ground Speed

Brillion Elite Mini Monitor - Ground Speed

| ITEM | PART NUMBER | DESCRIPTION | QTY |
|------|-----------------|-----------------------------------------------------|-----|
| 1 | 4K956 | ELECTRIC CLUTCH | 1 |
| 2 | 174419 | SENSOR, SMART SHAFT | 1 |
| 3 | 5K262 | SCREW,RD HD MACH #8-32X1-1/4 | 2 |
| 4 | 1-861-010032-02 | WASHER,FL #8 ZP/CD | 2 |
| 5 | 5K227 | QUILL SHAFT W/BUSHING | 1 |
| 6 | 5K156 | INPUT SHAFT | 1 |
| 7 | 233485 | ACTUATOR ASM, 2-3/4" SHAFT (INCLUDES ITEM 8) | 1 |
| 8 | 122709 | SCREW,SET,HXSKTCPPT 3/8-16X1/2 | 1 |
| 9 | 1-512-010007-09 | NUT, HEX 1/2-13 GR2 ZP | 1 |
| 10 | 1-861-010034-13 | WASHER, LKG HLCL SPR, 1/2 | 1 |
| 11 | 233476 | BRACKET, PICKUP SWITCH | 1 |
| 12 | 234115 | NUT,FLANGE NY-LOK #8-32 | 2 |
| 13 | 1-654-010055-02 | SCREW 1/2-13UNCX1-1/4 CP GR5 | 4 |
| 14 | 5K226 | FLANGETTE | 1 |

Brillion Elite Mini Monitor - SSBP12 Front Seed Box Seed Shaft Sensor

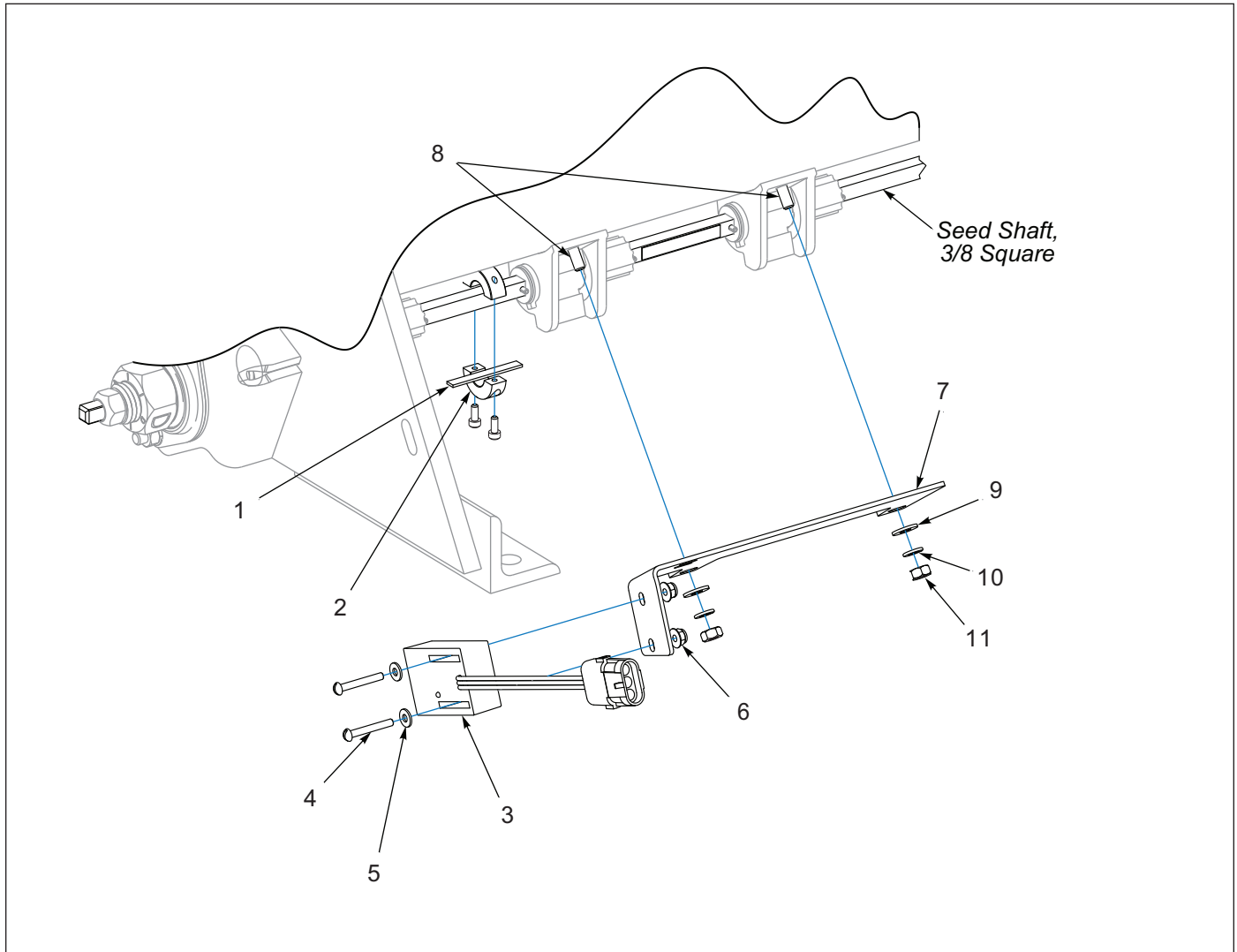


Figure 1-28: Brillion Elite Mini Monitor - SSBP12 Front Seed Box Seed Shaft Sensor

Brillion Elite Mini Monitor - SSBP12 Front Seed Box Seed Shaft Sensor

| ITEM | PART NUMBER | DESCRIPTION | QTY |
|------|-----------------|------------------------------|-----|
| 1 | 234193 | MAGNET,2 X 1/4 X 1/16 | 1 |
| 2 | 233496 | COLLAR, MAGNET, 3/8 SQ | 1 |
| 3 | 174419 | SENSOR, SMART SHAFT | 1 |
| 4 | 5K262 | SCREW,RD HD MACH #8-32X1-1/4 | 2 |
| 5 | 1-861-010032-02 | WASHER,FL #8 ZP/CD | 2 |
| 6 | 234115 | NUT,FLANGE NY-LOK #8-32 | 2 |
| 7 | 234484 | MOUNT, SENSOR, 6.0 SPACING | 1 |
| 8 | 1C357 | SCREW MACH HD 1/4-20NCX3/4 | 2 |
| 9 | 1-861-010032-06 | WASHER, FLAT 1/4 N ZP/CD | 2 |
| 10 | 1-861-010034-09 | WASHER, LKG HLCL SPR, 1/4 | 2 |
| 11 | 1-512-010005-01 | NUT,HEX,SLFLKG GRB 1/4-20 | 2 |

Brillion Elite Mini Monitor - SSBP12 Rear Seed Box Seed Shaft Sensor

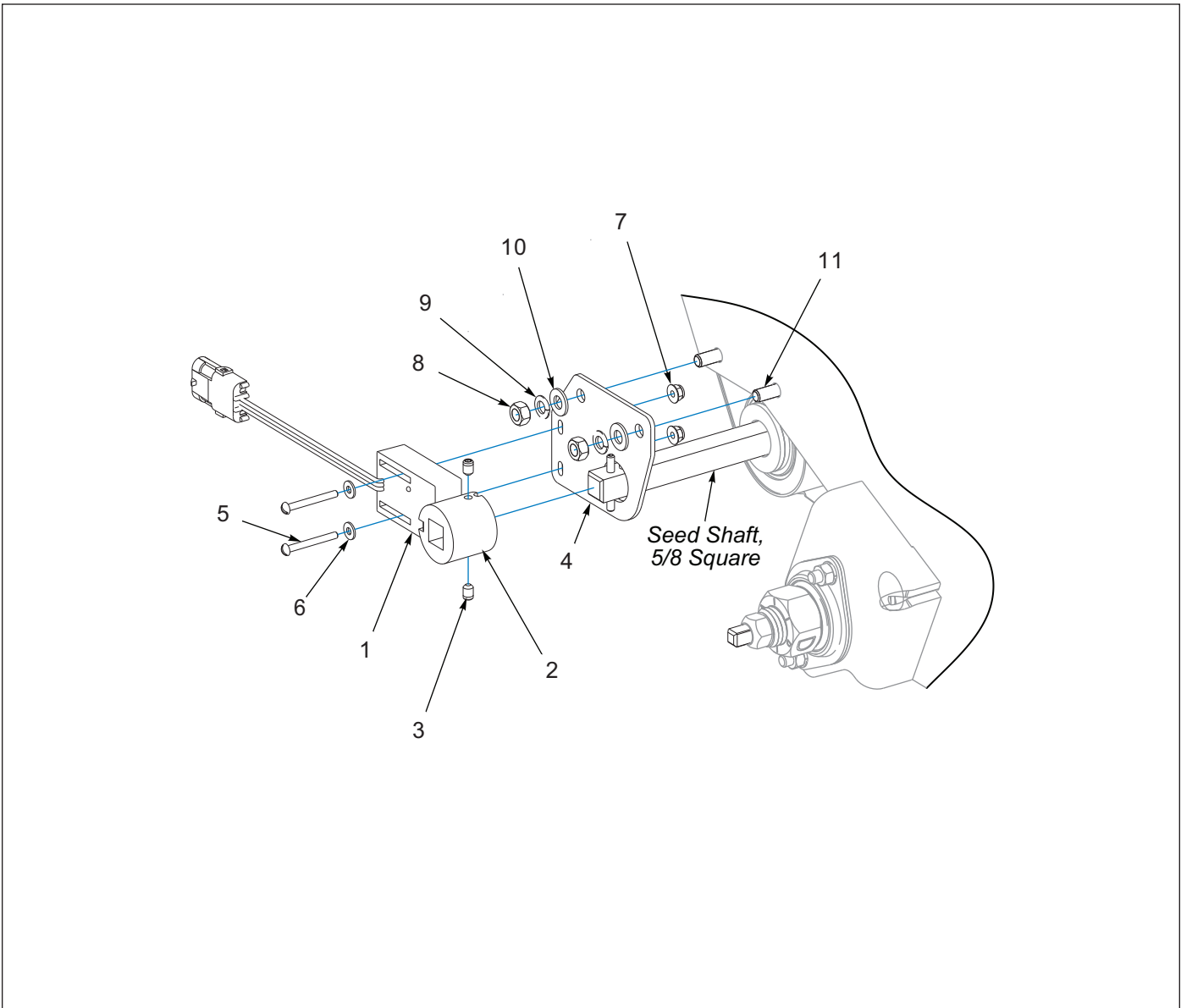


Figure 1-29: Brillion Elite Mini Monitor - SSBP12 Rear Seed Box Seed Shaft Sensor

Brillion Elite Mini Monitor - SSBP12 Rear Seed Box Seed Shaft Sensor

| ITEM | PART NUMBER | DESCRIPTION | QTY |
|------|-----------------|-------------------------------|-----|
| 1 | 174419 | SENSOR, SMART SHAFT | 1 |
| 2 | 185978 | MAGNET MNT ASM,BROME SHAFT | 1 |
| 3 | 124032 | SCREW SETHXSKTFTPT1/4-20X3/8Z | 2 |
| 4 | 234194 | PLATE, RETAINER W/SENSOR | 1 |
| 5 | 5K262 | SCREW,RD HD MACH #8-32X1-1/4 | 2 |
| 6 | 1-861-010032-02 | WASHER,FL #8 ZP/CD | 2 |
| 7 | 234115 | NUT,FLANGE NY-LOK #8-32 | 2 |
| 8 | 1-512-010007-06 | NUT, HEX 5/16-18 GR2 ZP | 2 |
| 9 | 1-861-010034-10 | WASHER,LKG 5/16 | 2 |
| 10 | 1-861-010032-08 | WASHER,FLAT 5/16 N ZP | 2 |
| 11 | 1-654-010049-08 | SCREW,HX CP,5/16-18UNCX1-3/4 | 2 |

Brillion Elite Mini Monitor - SSBP12 Front Box Bin Level Sensor

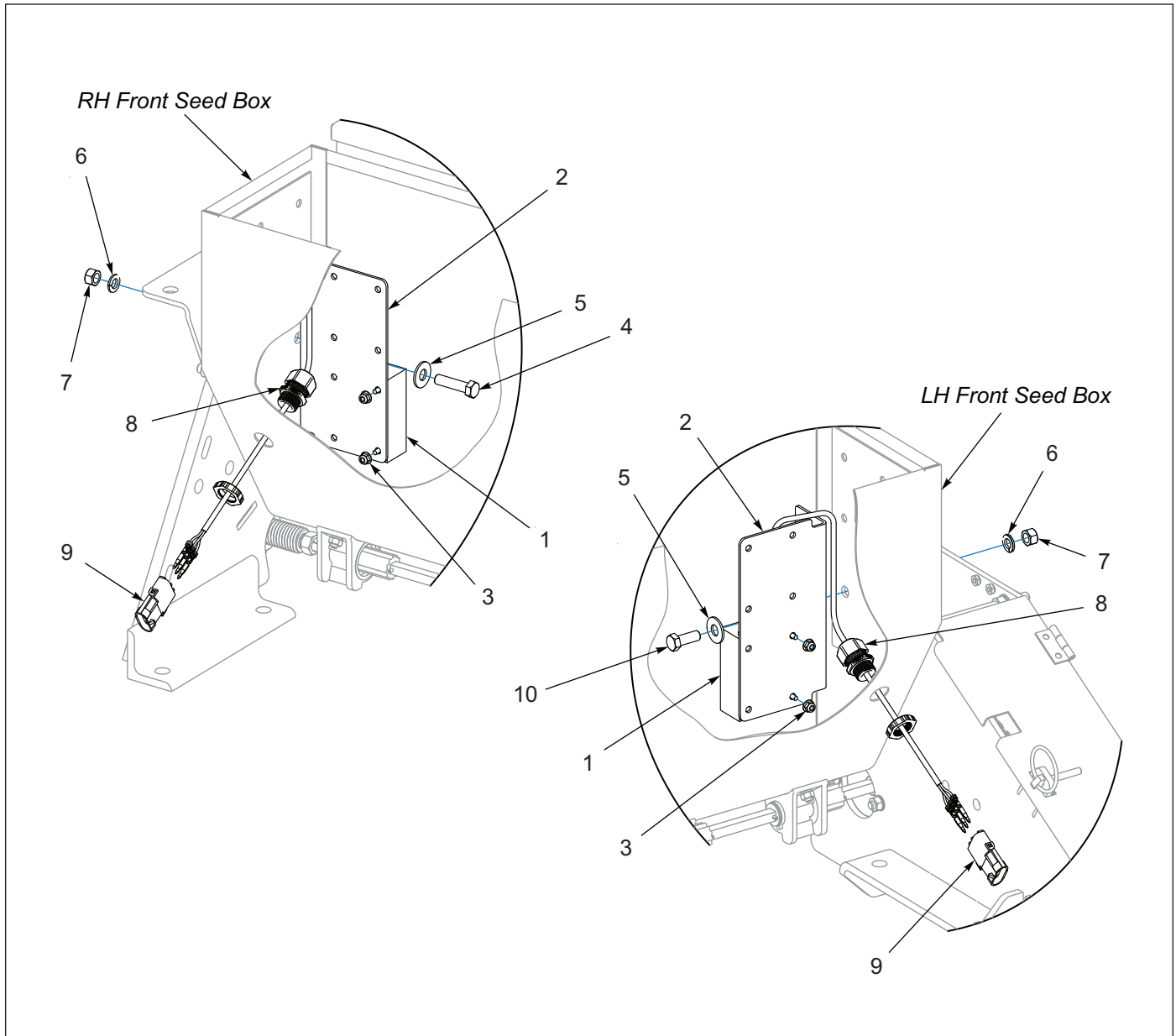


Figure 1-30: Brillion Elite Mini Monitor - SSBP12 Front Box Bin Level Sensor

Brillion Elite Mini Monitor - SSBP12 Front Box Bin Level Sensor

| ITEM | PART NUMBER | DESCRIPTION | QTY |
|------|-----------------|-------------------------------|-----|
| 1 | 174399 | SENSOR, BIN LEVEL | 2 |
| 2 | 233490 | BRACKET, BIN LEVEL SENSOR | 2 |
| 3 | 234115 | NUT,FLANGE NY-LOK #8-32 | 4 |
| 4 | 1-654-010051-07 | SCREW,HEX CAP,3/8-16UNCX1-1/2 | 1 |
| 5 | 1-861-010032-11 | WASHER, FLAT 3/8 W ZP/CD | 2 |
| 6 | 1-861-010034-11 | WASHER, LKG HLCL SPR, 3/8 | 2 |
| 7 | 1-512-010007-07 | NUT, HEX 3/8-16 GR2 ZP | 2 |
| 8 | 234195 | CORDGRIP,0.17-0.45XM20THRD | 2 |
| 9 | 194841 | SHROUD,3-PIN WEATHER PACK | 2 |
| 10 | 1-654-010051-05 | SCREW,HEX CAP 3/8-16UNCX1 GR5 | 1 |

Brillion Elite Mini Monitor - SSP112 Seed Shaft Sensor

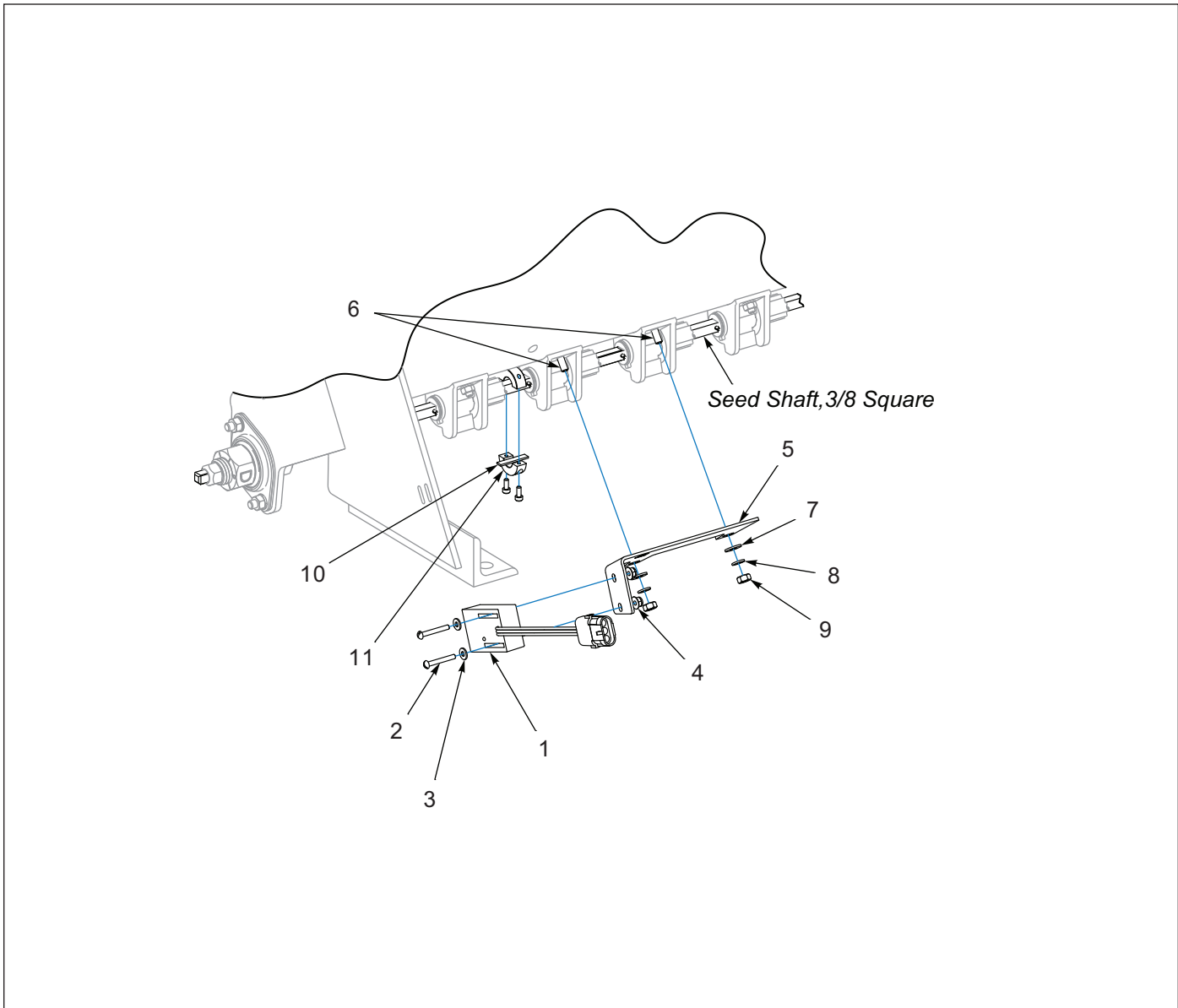


Figure 1-31: Brillion Elite Mini Monitor - SSP112 Seed Shaft Sensor

Brillion Elite Mini Monitor - SSP112 Seed Shaft Sensor

| ITEM | PART NUMBER | DESCRIPTION | QTY |
|------|-----------------|------------------------------|-----|
| 1 | 174419 | SENSOR, SMART SHAFT | 1 |
| 2 | 5K262 | SCREW,RD HD MACH #8-32X1-1/4 | 2 |
| 3 | 1-861-010032-02 | WASHER,FL #8 ZP/CD | 2 |
| 4 | 234115 | NUT,FLANGE NY-LOK #8-32 | 2 |
| 5 | 234485 | MOUNT, SENSOR, 4.25 SPACING | 1 |
| 6 | 1C357 | SCREW MACH HD 1/4-20NCX3/4 | 2 |
| 7 | 1-861-010032-06 | WASHER, FLAT 1/4 N ZP/CD | 2 |
| 8 | 1-861-010034-09 | WASHER, LKG HLCL SPR, 1/4 | 2 |
| 9 | 1-512-010007-05 | NUT, HEX 1/4-20 GR2 ZP | 2 |
| 10 | 234192 | MAGNET,1-1/4 X 1/4 X 1/16 | 1 |
| 11 | 233496 | COLLAR, MAGNET, 3/8 SQ | 1 |

Brillion Elite Mini Monitor - SSP112 Bin Level Sensor

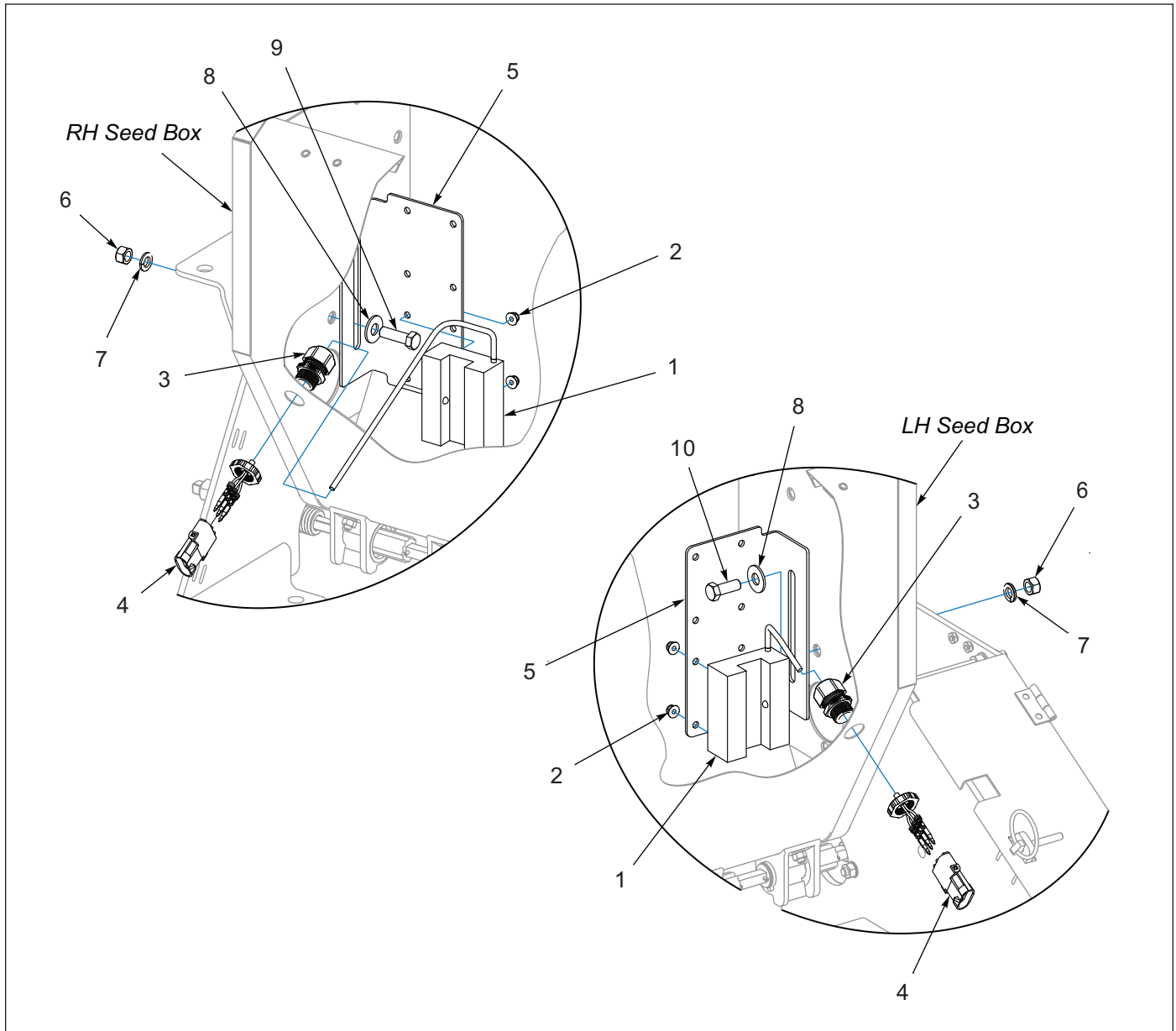


Figure 1-32: Brillion Elite Mini Monitor - SSP112 Bin Level Sensor

Brillion Elite Mini Monitor - SSP112 Bin Level Sensor

| ITEM | PART NUMBER | DESCRIPTION | QTY |
|------|-----------------|-------------------------------|-----|
| 1 | 174399 | SENSOR, BIN LEVEL | 2 |
| 2 | 234115 | NUT,FLANGE NY-LOK #8-32 | 4 |
| 3 | 234195 | CORDGRIP,0.17-0.45XM20THRD | 2 |
| 4 | 194841 | SHROUD,3-PIN WEATHER PACK | 2 |
| 5 | 233490 | BRACKET, BIN LEVEL SENSOR | 2 |
| 6 | 1-512-010007-07 | NUT, HEX 3/8-16 GR2 ZP | 2 |
| 7 | 1-861-010034-11 | WASHER, LKG HLCL SPR, 3/8 | 2 |
| 8 | 1-861-010032-11 | WASHER, FLAT 3/8 W ZP/CD | 2 |
| 9 | 1-654-010051-06 | SCREW,HEX CAP 3/8-16UNCX1-1/4 | 1 |
| 10 | 1-654-010051-05 | SCREW,HEX CAP 3/8-16UNCX1 GR5 | 1 |

Brillion Elite Mini Monitor - SLP2121, SLP3121, SLPB2121 Front Seed Box Seed Shaft Sensor

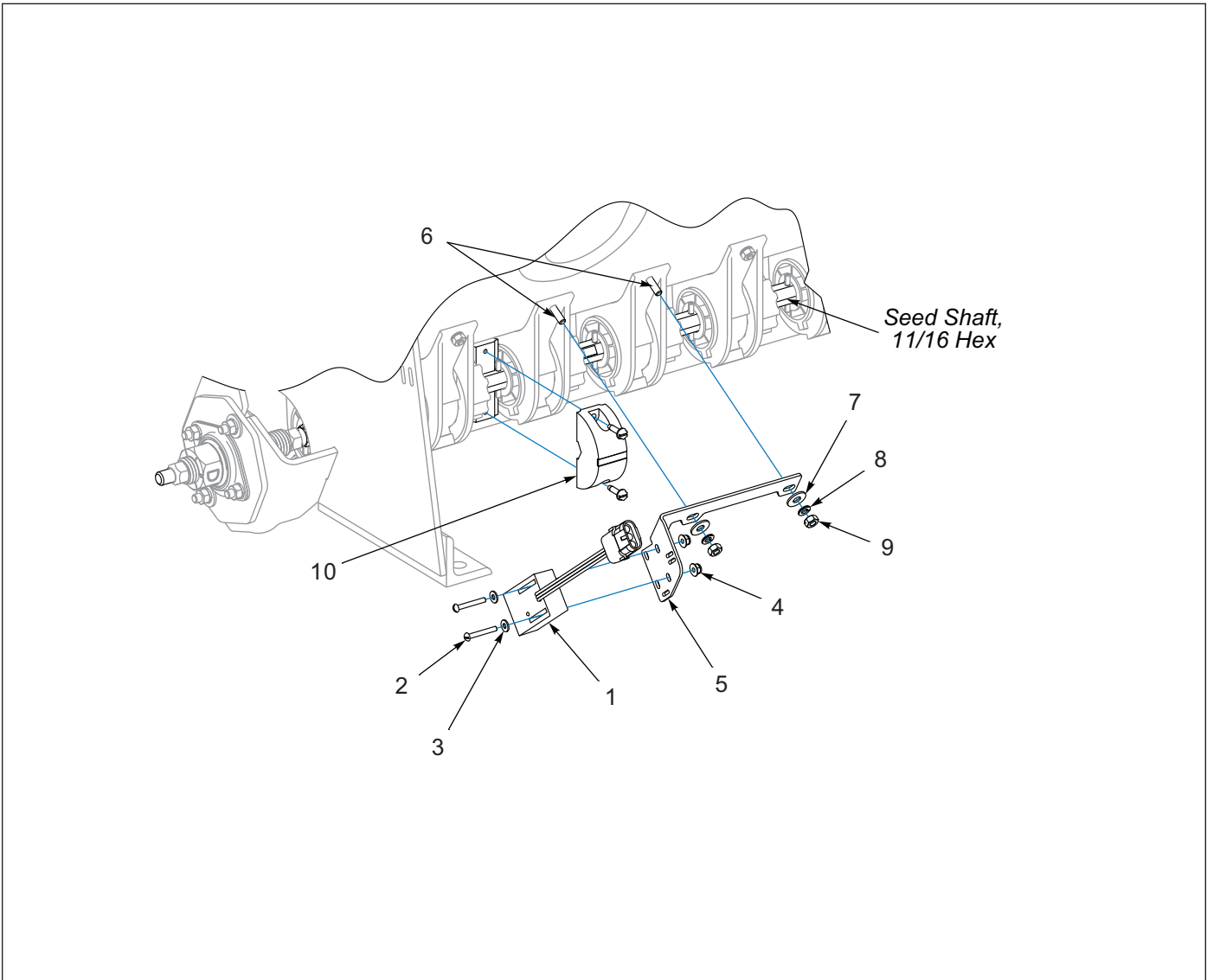


Figure 1-33: Brillion Elite Mini Monitor - SLP2121, SLP3121, SLPB2121 Front Seed Box Seed Shaft Sensor

Brillion Elite Mini Monitor - SLP2121, SLP3121, SLPB2121 Front Seed Box Seed Shaft Sensor

| ITEM | PART NUMBER | DESCRIPTION | QTY |
|------|-----------------|------------------------------|-----|
| 1 | 174419 | SENSOR, SMART SHAFT | 1 |
| 2 | 5K262 | SCREW,RD HD MACH #8-32X1-1/4 | 2 |
| 3 | 1-861-010032-02 | WASHER,FL #8 ZP/CD | 2 |
| 4 | 234115 | NUT,FLANGE NY-LOK #8-32 | 2 |
| 5 | 234488 | MOUNT, SENSOR, 4.25 SP LGBX | 1 |
| 6 | 108787 | SCREW RD HD MACH 1/4-20X1 | 2 |
| 7 | 1-861-010032-06 | WASHER, FLAT 1/4 N ZP/CD | 2 |
| 8 | 1-861-010034-09 | WASHER, LKG HLCL SPR, 1/4 | 2 |
| 9 | 1-512-010007-05 | NUT, HEX 1/4-20 GR2 ZP | 2 |
| 10 | 185985 | MAGNET WHEEL ASM, 11/16 HEX | 1 |

Brillion Elite Mini Monitor - SLBP2121 Rear Seed Box Seed Shaft Sensor

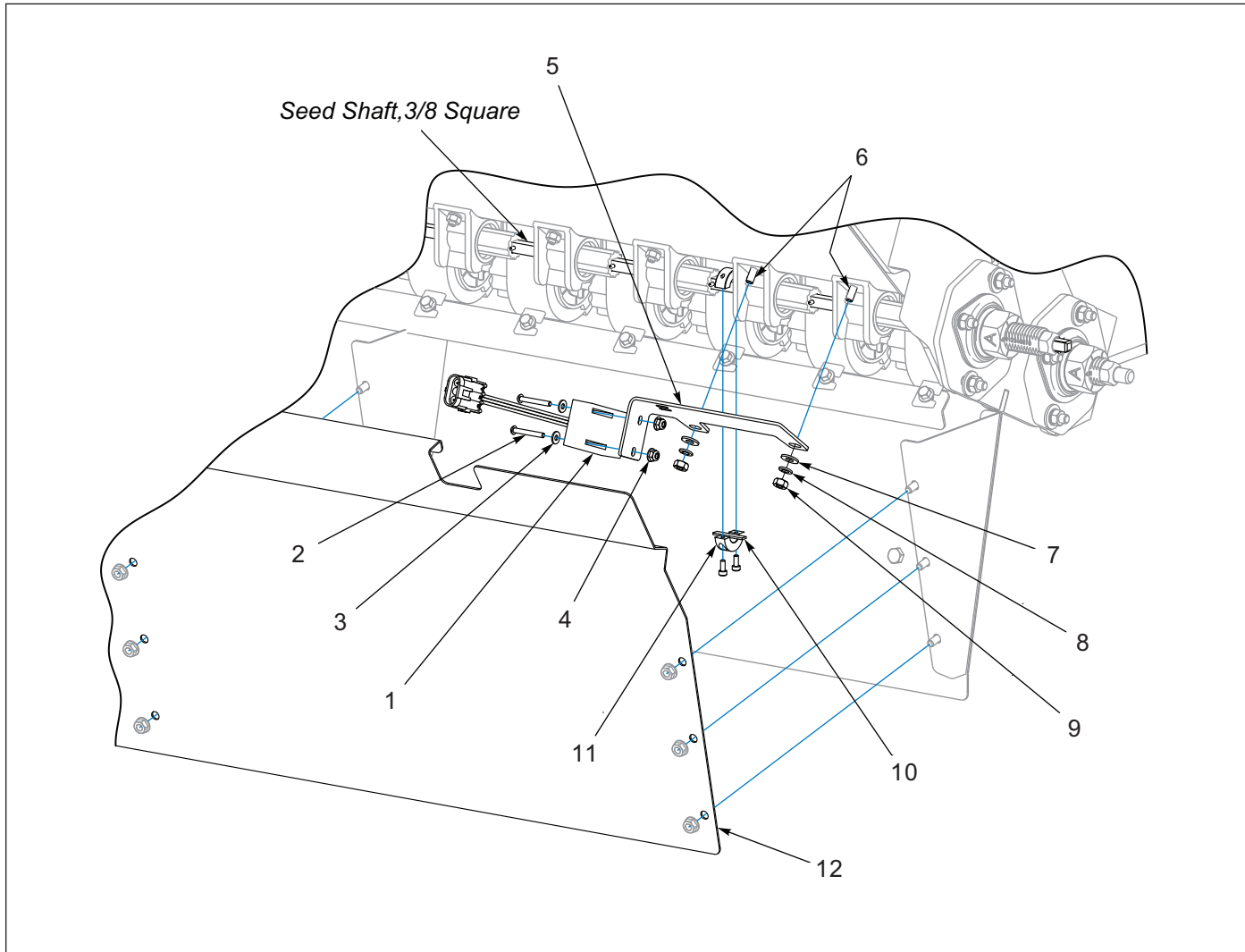


Figure 1-34: Brillion Elite Mini Monitor - SLBP2121 Rear Seed Box Seed Shaft Sensor

Brillion Elite Mini Monitor - SLBP2121 Rear Seed Box Seed Shaft Sensor

| ITEM | PART NUMBER | DESCRIPTION | QTY |
|------|-----------------|------------------------------|-----|
| 1 | 174419 | SENSOR, SMART SHAFT | 1 |
| 2 | 5K262 | SCREW,RD HD MACH #8-32X1-1/4 | 2 |
| 3 | 1-861-010032-02 | WASHER,FL #8 ZP/CD | 2 |
| 4 | 234115 | NUT,FLANGE NY-LOK #8-32 | 2 |
| 5 | 234485 | MOUNT, SENSOR, 4.25 SPACING | 1 |
| 6 | 1C357 | SCREW MACH HD 1/4-20NCX3/4 | 2 |
| 7 | 1-861-010032-07 | WASHER,FLAT 1/4 ZP | 2 |
| 8 | 1-861-010034-09 | WASHER, LKG HLCL SPR, 1/4 | 2 |
| 9 | 1-512-010007-05 | NUT, HEX 1/4-20 GR2 ZP | 2 |
| 10 | 234192 | MAGNET,1-1/4 X 1/4 X 1/16 | 1 |
| 11 | 233496 | COLLAR, MAGNET, 3/8 SQ | 1 |
| 12 | 234196 | REAR DEFLECTOR, RH SLB212 | 1 |

Brillion Elite Mini Monitor - SLP2121, SLBP2121 Front Seed Box Bin Level Sensor

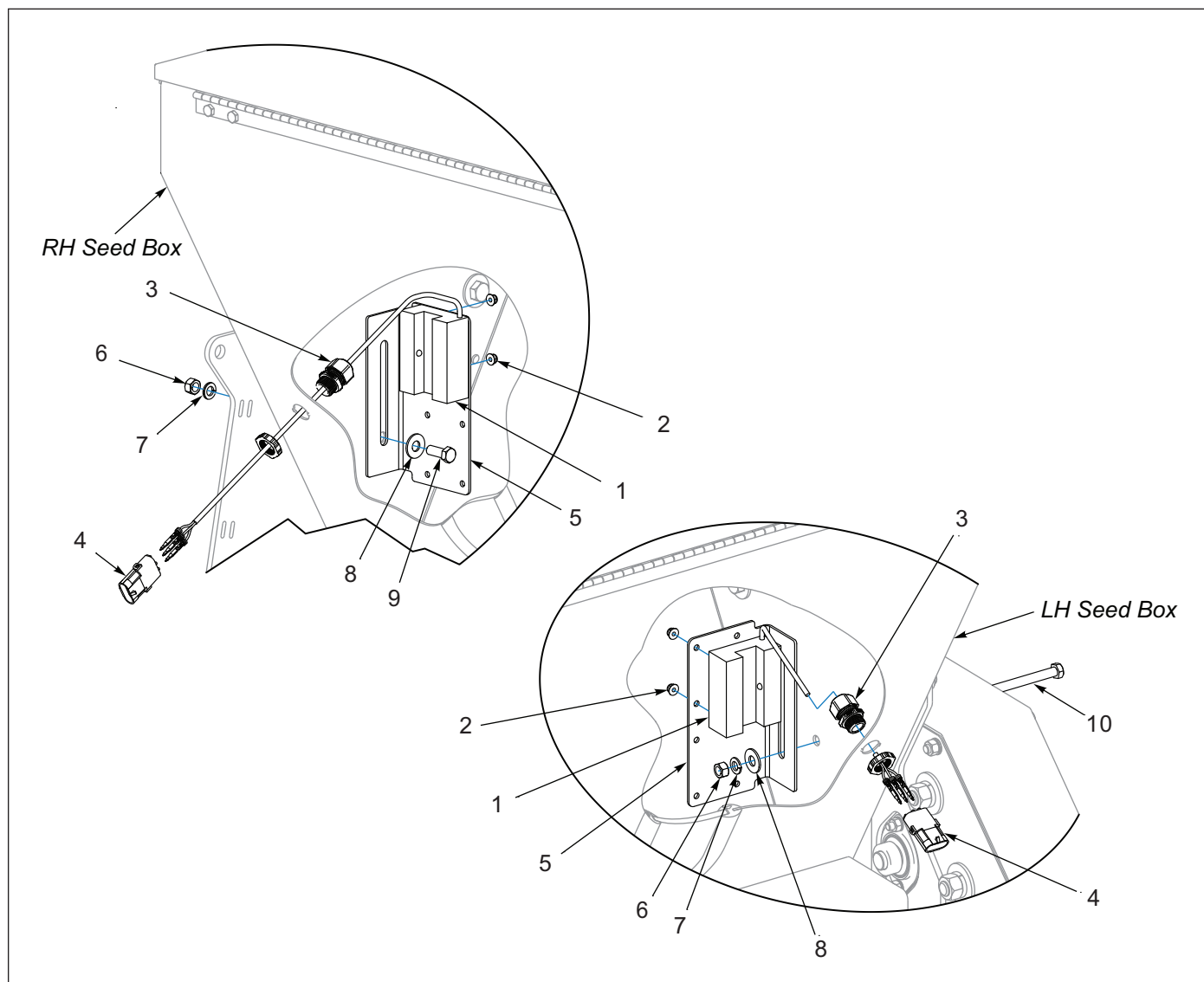


Figure 1-35: Brillion Elite Mini Monitor - SLP2121, SLBP2121 Front Seed Box Bin Level Sensor

Brillion Elite Mini Monitor - SLP2121, SLBP2121 Front Seed Box Bin Level Sensor

| ITEM | PART NUMBER | DESCRIPTION | QTY |
|------|-----------------|-------------------------------|-----|
| 1 | 174399 | SENSOR, BIN LEVEL | 2 |
| 2 | 234115 | NUT,FLANGE NY-LOK #8-32 | 4 |
| 3 | 234195 | CORDGRIP,0.17-0.45XM20THRD | 2 |
| 4 | 194841 | SHROUD,3-PIN WEATHER PACK | 2 |
| 5 | 233490 | BRACKET, BIN LEVEL SENSOR | 2 |
| 6 | 1-512-010007-07 | NUT, HEX 3/8-16 GR2 ZP | 1 |
| 7 | 1-861-010034-11 | WASHER, LKG HLCL SPR, 3/8 | 1 |
| 8 | 1-861-010032-11 | WASHER, FLAT 3/8 W ZP/CD | 1 |
| 9 | 1-654-010051-05 | SCREW,HEX CAP 3/8-16UNCX1 GR5 | 1 |
| 10 | 139603 | SCREW HEX CAP 3/8-16X5-1/2GR5 | 1 |

Brillion Elite Mini Monitor - SLP3121 Front Seed Box Bin Level Sensor

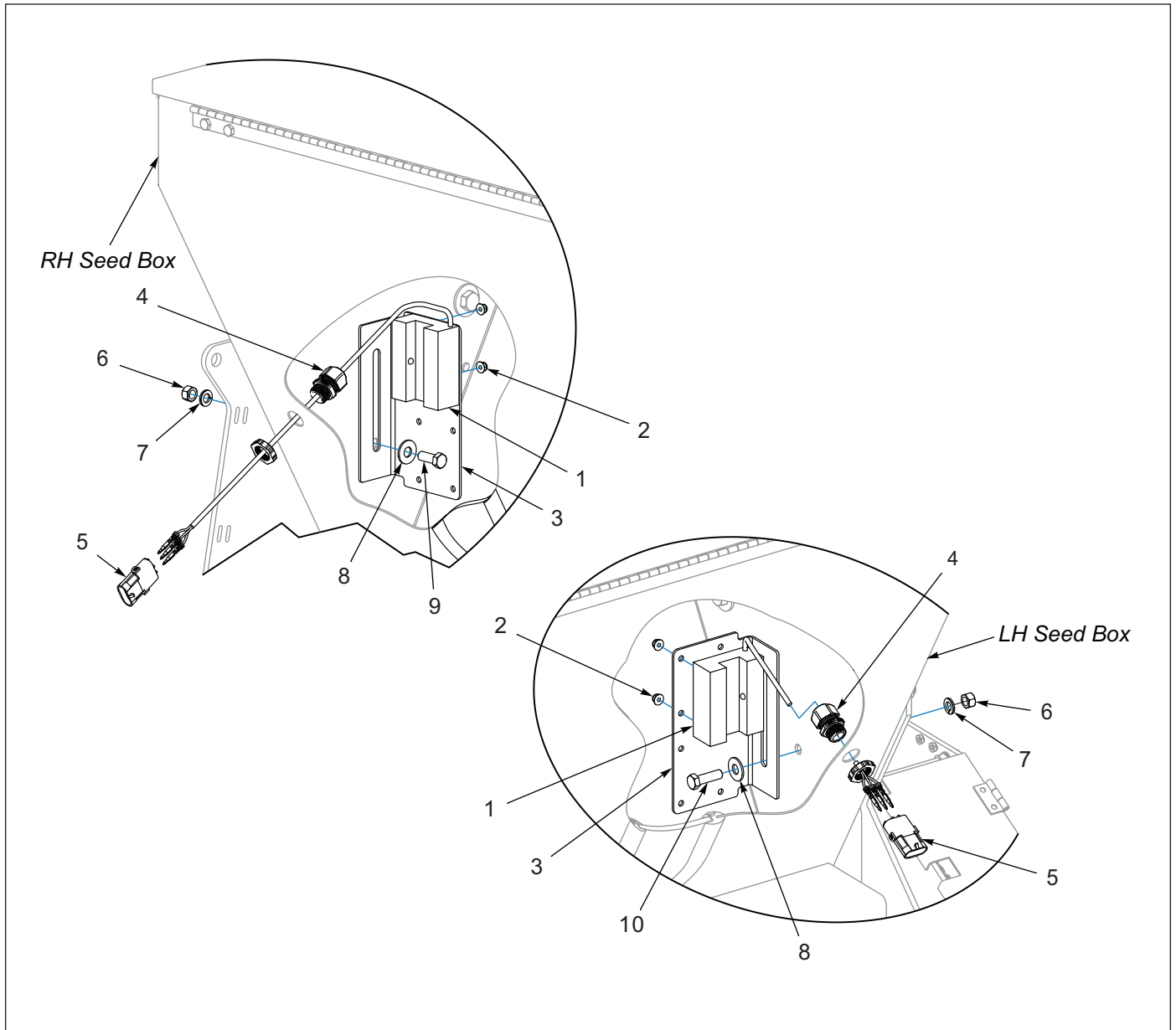


Figure 1-36: Brillion Elite Mini Monitor - SLP3121 Front Seed Box Bin Level Sensor

Brillion Elite Mini Monitor - SLP3121 Front Seed Box Bin Level Sensor

| ITEM | PART NUMBER | DESCRIPTION | QTY |
|------|-----------------|-------------------------------|-----|
| 1 | 174399 | SENSOR, BIN LEVEL | 2 |
| 2 | 234115 | NUT,FLANGE NY-LOK #8-32 | 4 |
| 3 | 233490 | BRACKET, BIN LEVEL SENSOR | 2 |
| 4 | 234195 | CORDGRIP,0.17-0.45XM20THRD | 2 |
| 5 | 194841 | SHROUD,3-PIN WEATHER PACK | 2 |
| 6 | 1-512-010007-07 | NUT, HEX 3/8-16 GR2 ZP | 1 |
| 7 | 1-861-010034-11 | WASHER, LKG HLCL SPR, 3/8 | 1 |
| 8 | 1-861-010032-11 | WASHER, FLAT 3/8 W ZP/CD | 1 |
| 9 | 1-654-010051-05 | SCREW,HEX CAP 3/8-16UNCX1 GR5 | 1 |
| 10 | 1-654-010051-06 | SCREW,HEX CAP 3/8-16UNCX1-1/4 | 1 |

Brillion Elite Mini Monitor - SSP2121 Seed Shaft Sensor

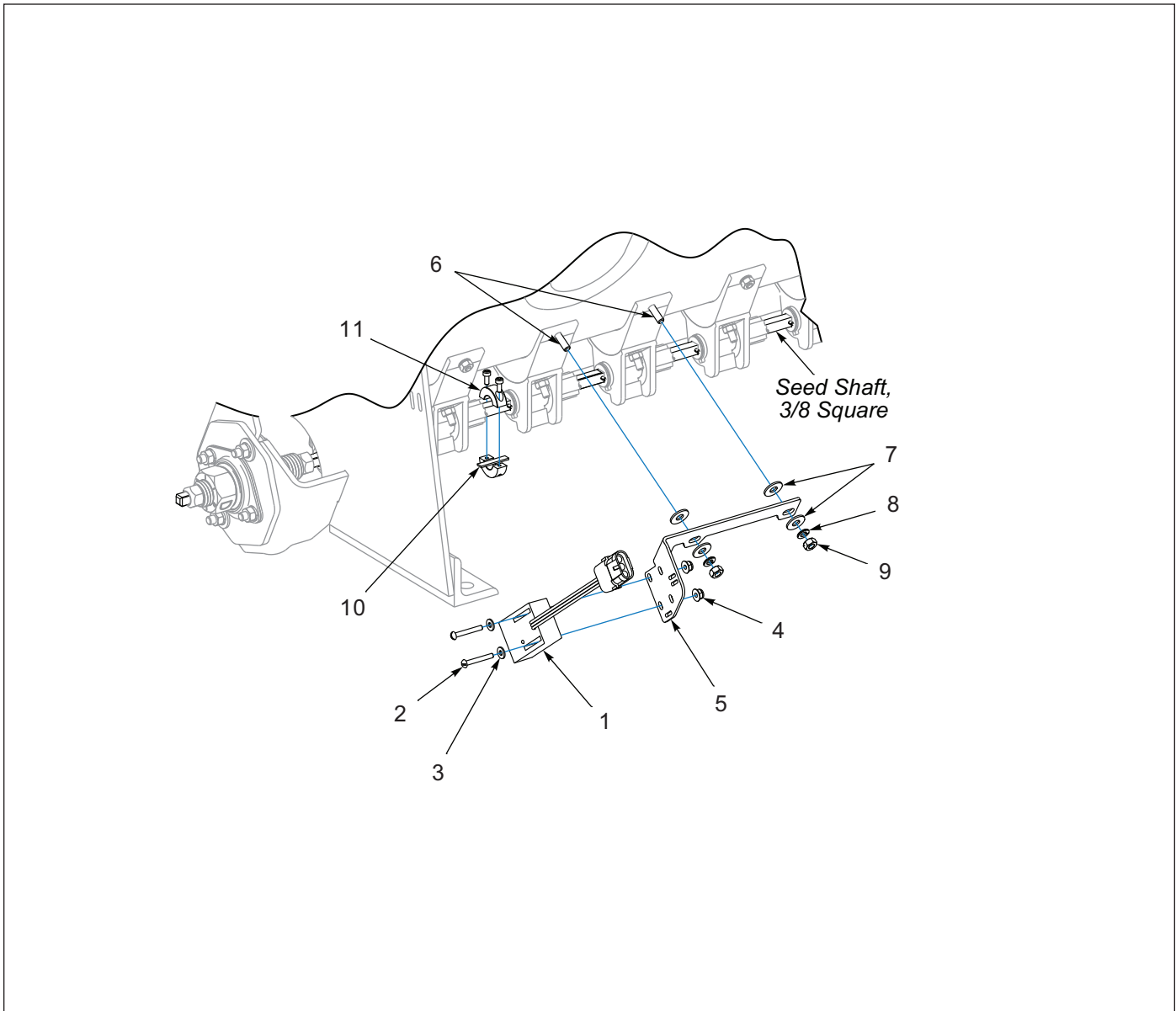


Figure 1-37: Brillion Elite Mini Monitor - SSP2121 Seed Shaft Sensor

Brillion Elite Mini Monitor - SSP2121 Seed Shaft Sensor

| ITEM | PART NUMBER | DESCRIPTION | QTY |
|------|-----------------|------------------------------|-----|
| 1 | 174419 | SENSOR, SMART SHAFT | 1 |
| 2 | 5K262 | SCREW,RD HD MACH #8-32X1-1/4 | 2 |
| 3 | 1-861-010032-02 | WASHER,FL #8 ZP/CD | 2 |
| 4 | 234115 | NUT,FLANGE NY-LOK #8-32 | 2 |
| 5 | 234488 | MOUNT, SENSOR, 4.25 SP LGBX | 1 |
| 6 | 108787 | SCREW RD HD MACH 1/4-20X1 | 2 |
| 7 | 1-861-010032-07 | WASHER,FLAT 1/4 ZP | 2 |
| 8 | 1-861-010034-09 | WASHER, LKG HLCL SPR, 1/4 | 2 |
| 9 | 1-512-010007-05 | NUT, HEX 1/4-20 GR2 ZP | 2 |
| 10 | 234192 | MAGNET,1-1/4 X 1/4 X 1/16 | 1 |
| 11 | 233496 | COLLAR, MAGNET, 3/8 SQ | 1 |

Brillion Elite Mini Monitor - SSP2121 Bin Level Sensor

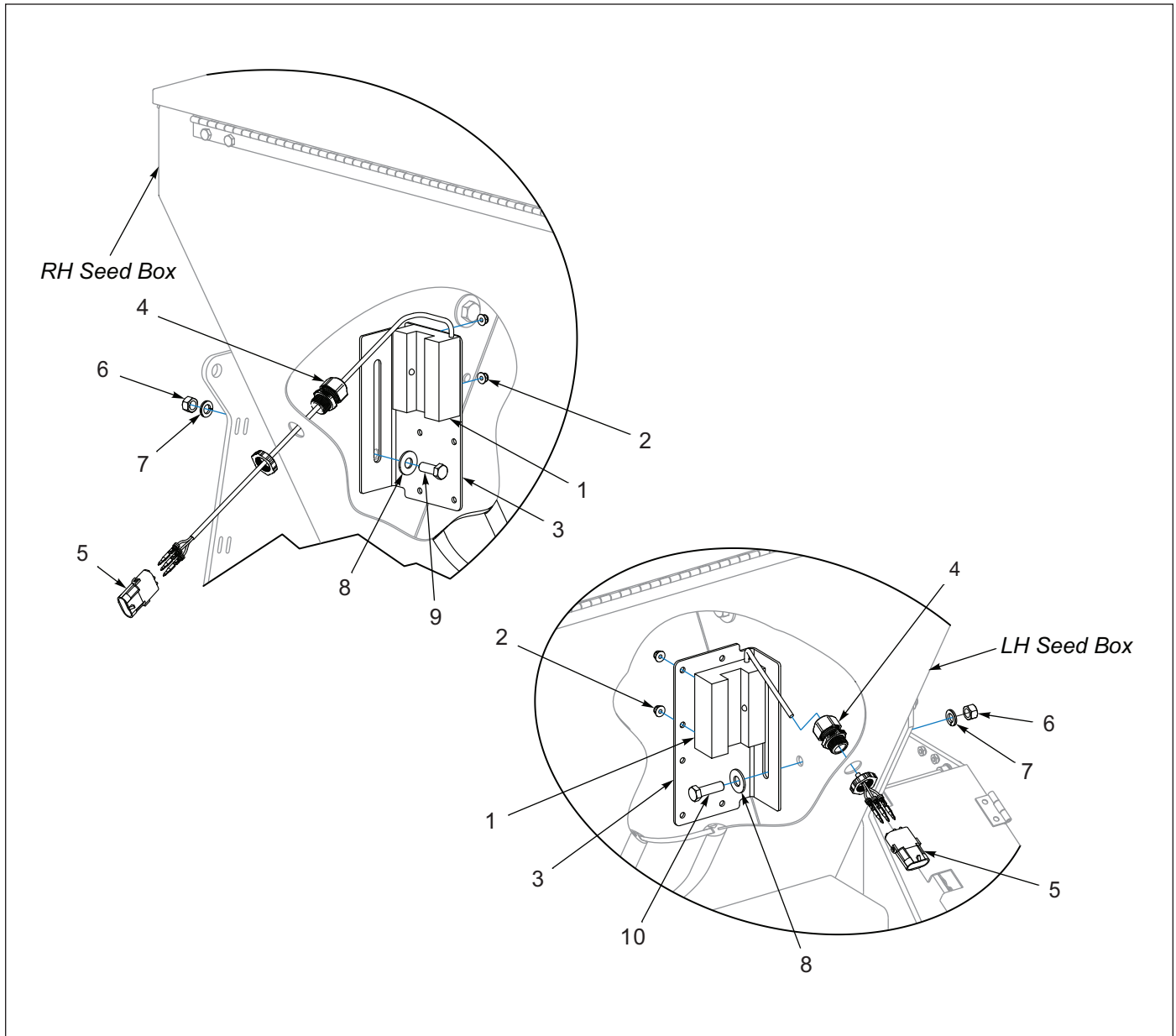


Figure 1-38: Brillion Elite Mini Monitor - SSP2121 Bin Level Sensor

Brillion Elite Mini Monitor - SSP2121 Bin Level Sensor

| ITEM | PART NUMBER | DESCRIPTION | QTY |
|------|-----------------|-------------------------------|-----|
| 1 | 174399 | SENSOR, BIN LEVEL | 2 |
| 2 | 234115 | NUT,FLANGE NY-LOK #8-32 | 4 |
| 3 | 233490 | BRACKET, BIN LEVEL SENSOR | 2 |
| 4 | 234195 | CORDGRIP,0.17-0.45XM20THRD | 2 |
| 5 | 194841 | SHROUD,3-PIN WEATHER PACK | 2 |
| 6 | 1-512-010007-07 | NUT, HEX 3/8-16 GR2 ZP | 1 |
| 7 | 1-861-010034-11 | WASHER, LKG HLCL SPR, 3/8 | 1 |
| 8 | 1-861-010032-11 | WASHER, FLAT 3/8 W ZP/CD | 1 |
| 9 | 1-654-010051-05 | SCREW,HEX CAP 3/8-16UNCX1 GR5 | 1 |
| 10 | 1-654-010051-06 | SCREW,HEX CAP 3/8-16UNCX1-1/4 | 1 |

Console w/Clutch Control - Single Seed Box Sensors Schematic

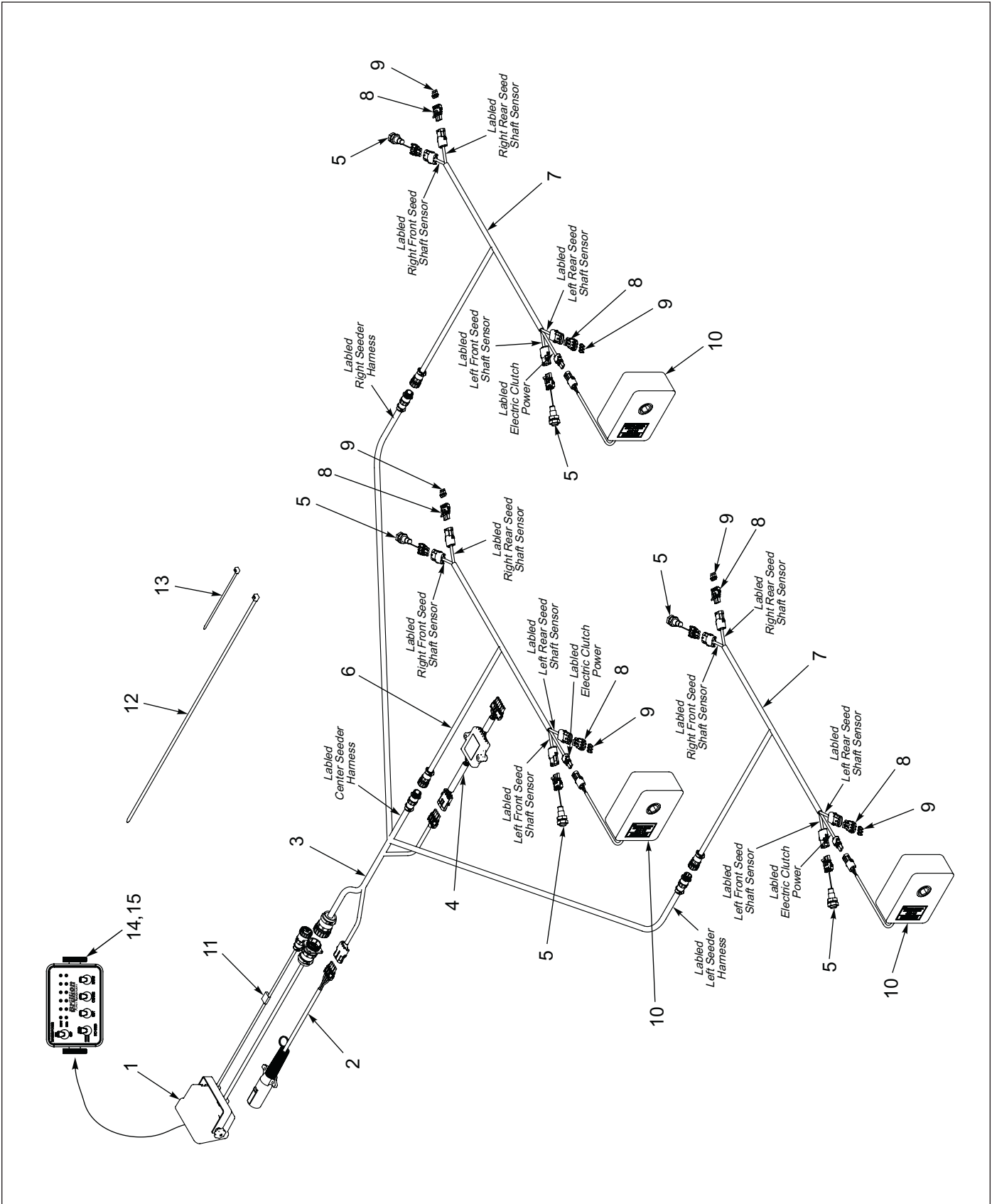


Figure 1-39: Console w/Clutch Control - Single Seed Box Sensors Schematic

Console w/Clutch Control - Single Seed Box Sensors Schematic

| ITEM | PART NUMBER | DESCRIPTION | QTY |
|------|-------------|-------------------------------------------------------------------------------------------------------------------|-----|
| 1 | 185979 | CONSOLE, 4630 W/CLUTCH CTRL | 1 |
| 2 | 178514 | HARNESS, 7 PIN/4 PIN WP, 10' | 1 |
| 3 | 185976 | HARNESS, MAIN | 1 |
| 4 | 174437 | MODULE, AG FLASHER CONTROL (PART OF SEEDER ASSEMBLY) | 1 |
| 5 | 185944 | SENSOR SPEED SHAFT | 6 |
| 6 | 185983 | HARNESS, CENTER SEEDER (SEE PAGE 1-66 AND 1-67) (HARNESS CONNECTORS CAN BE PURCHASED SEPARATELY) | 1 |
| 7 | 185975 | HARNESS, WING SEEDER (SEE PAGE 1-66 AND 1-67) (HARNESS CONNECTORS CAN BE PURCHASED SEPARATELY) | 2 |
| 8 | 4001294 | TOWER, 3-PIN WEATHER PACK | 6 |
| 9 | 151273 | PLUG SEAL, CABLE CAVITY | 18 |
| 10 | 4K956 | ELECTRIC CLUTCH (PART OF SEEDER ASSEMBLY) | 3 |
| 11 | 1415918 | BLADE, FUSE 15A/80V AUTO TYPE | 1 |
| 12 | 7K678 | CABLE TIE | 30 |
| 13 | 105-0228 | TYWRAP 8IN LG TY-5272MX | 30 |
| 14 | 207619 | KNOB, RND 1/4-20 THRD | 2 |
| 15 | 207620 | STUD, WELD 1/4-20 X 5/8 | 2 |

Console w/Clutch Control - Double Seed Box Sensors Schematic

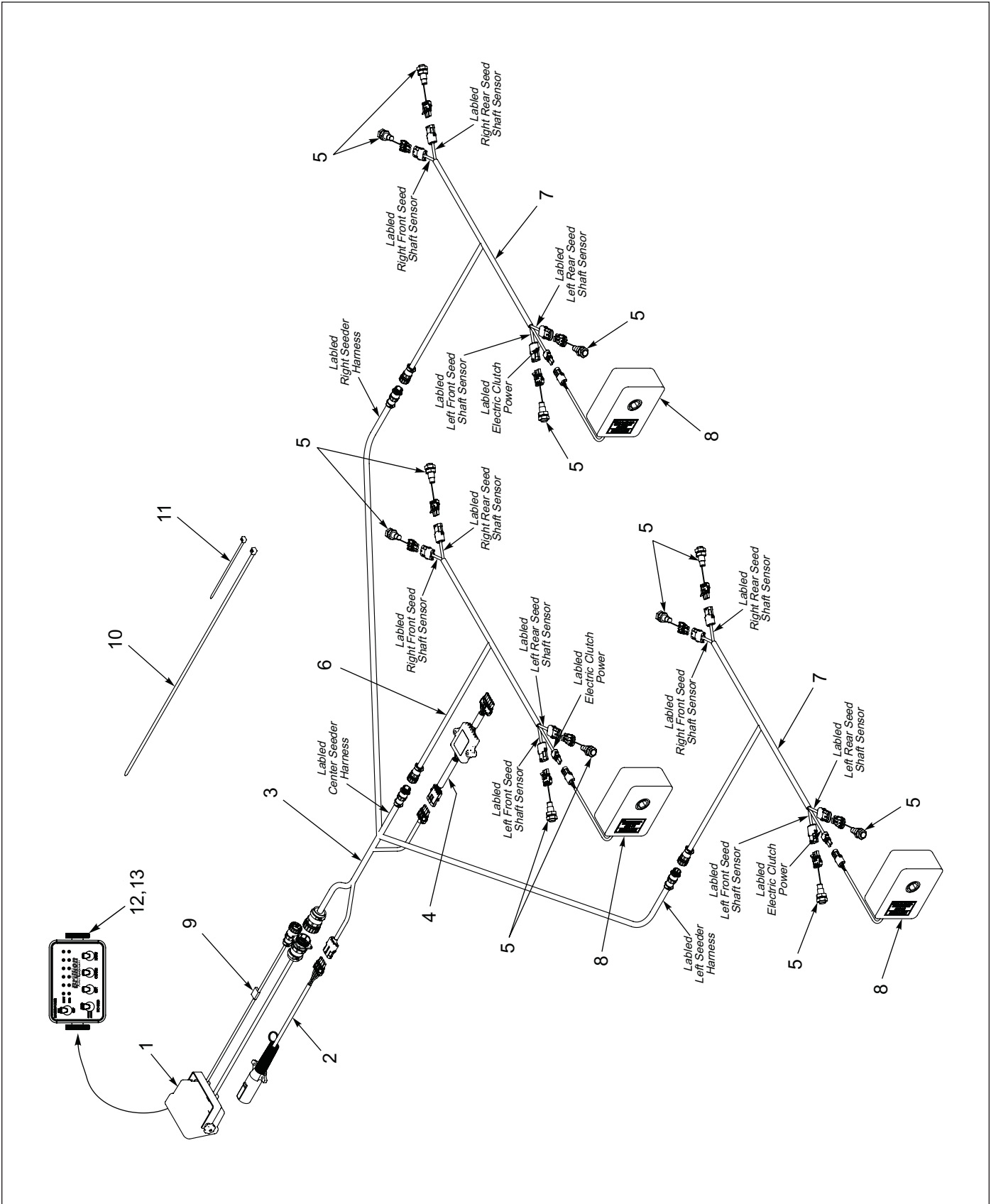


Figure 1-40: Console w/Clutch Control - Double Seed Box Sensors Schematic

Console w/Clutch Control - Double Seed Box Sensors Schematic

| ITEM | PART NUMBER | DESCRIPTION | QTY |
|------|-------------|-------------------------------------------------------------------------------------------------------------------|-----|
| 1 | 185979 | CONSOLE, 4630 W/CLUTCH CTRL | 1 |
| 2 | 178514 | HARNESS, 7 PIN/4 PIN WP, 10' | 1 |
| 3 | 185976 | HARNESS, MAIN | 1 |
| 4 | 174437 | MODULE, AG FLASHER CONTROL (PART OF SEEDER ASSEMBLY) | 1 |
| 5 | 185944 | SENSOR SPEED SHAFT | 6 |
| 6 | 185983 | HARNESS, CENTER SEEDER (SEE PAGE 1-66 AND 1-67) (HARNESS CONNECTORS CAN BE PURCHASED SEPARATELY) | 1 |
| 7 | 185975 | HARNESS, WING SEEDER (SEE PAGE 1-66 AND 1-67) (HARNESS CONNECTORS CAN BE PURCHASED SEPARATELY) | 2 |
| 8 | 4K956 | ELECTRIC CLUTCH (PART OF SEEDER ASSEMBLY) | 3 |
| 9 | 1415918 | BLADE, FUSE 15A/80V AUTO TYPE | 1 |
| 10 | 7K678 | CABLE TIE | 30 |
| 11 | 105-0228 | TYWRAP 8IN LG TY-5272MX | 30 |
| 12 | 207619 | KNOB, RND 1/4-20 THREAD | 2 |
| 13 | 207620 | STUD, WELD 1/4-20 X 5/8 | 2 |

Console w/Clutch Control - SSBP12 Front Seed Box Seed Shaft Sensor

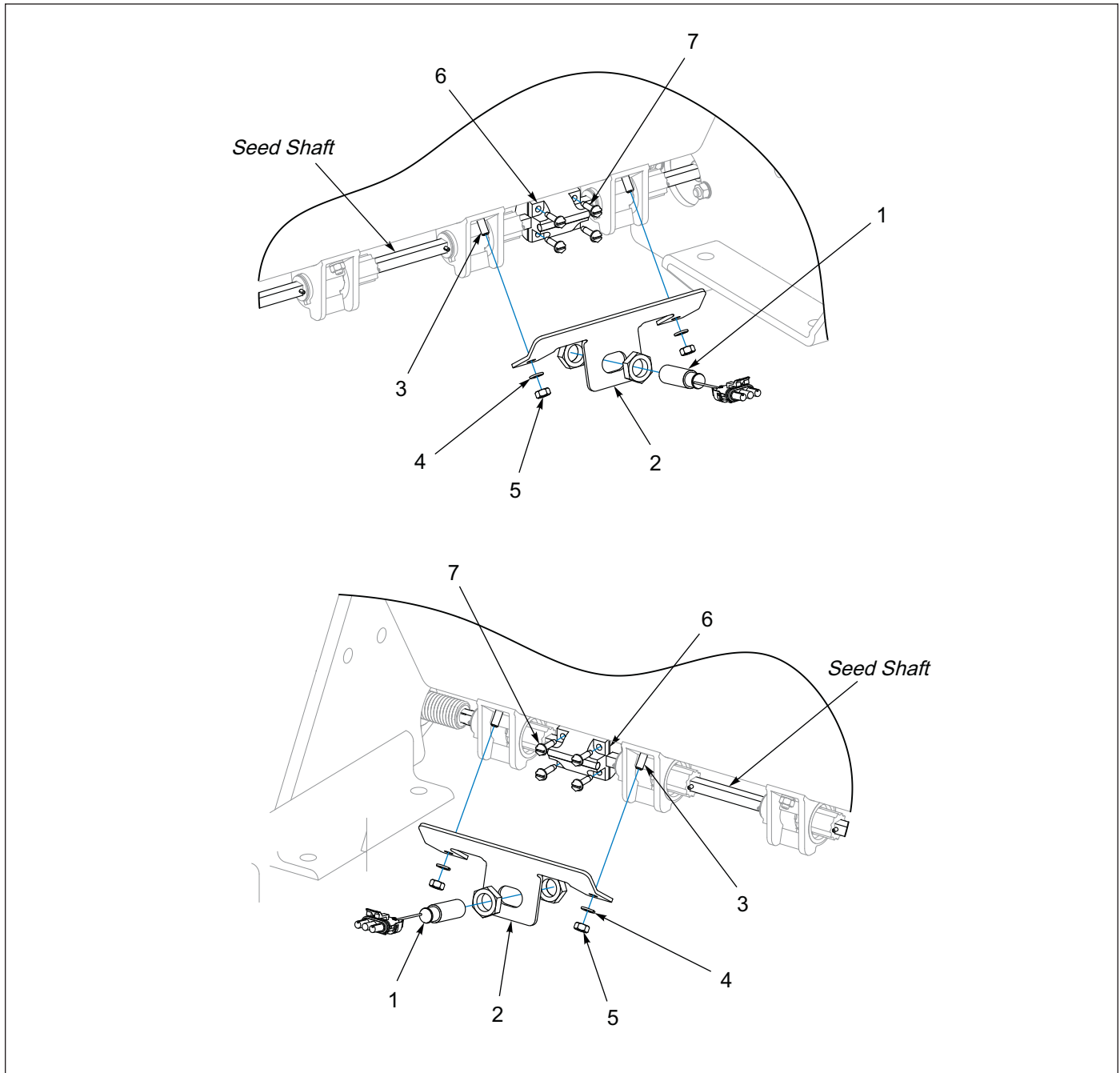


Figure 1-41: Console w/Clutch Control - SSBP12 Front Seed Box Seed Shaft Sensor

Console w/Clutch Control - SSBP12 Front Seed Box Seed Shaft Sensor

| ITEM | PART NUMBER | DESCRIPTION | QTY |
|------|-----------------|-------------------------------------|-----|
| 1 | 185944 | SENSOR, SEED SHAFT | 2 |
| 2 | 185950 | BRACKET, SHAFT SENSOR | 2 |
| 3 | 1C357 | SCREW, MACH HD 1/4-20NC X 3/4 | 4 |
| 4 | 1-861-010034-09 | WASHER, LKG HLCL SPR, 1/4 | 4 |
| 5 | 1-512-010007-05 | NUT, HEX 1/4-20 | 4 |
| 6 | 185989 | MAGNET WHL ASM, 2-3/8 SQ SHAFT | 2 |
| 7 | 172935 | SCREW, 10-24 X 3/4, HH SELF TAPPING | 8 |

Console w/Clutch Control - SSBP12 Rear Seed Box Seed Shaft Sensor

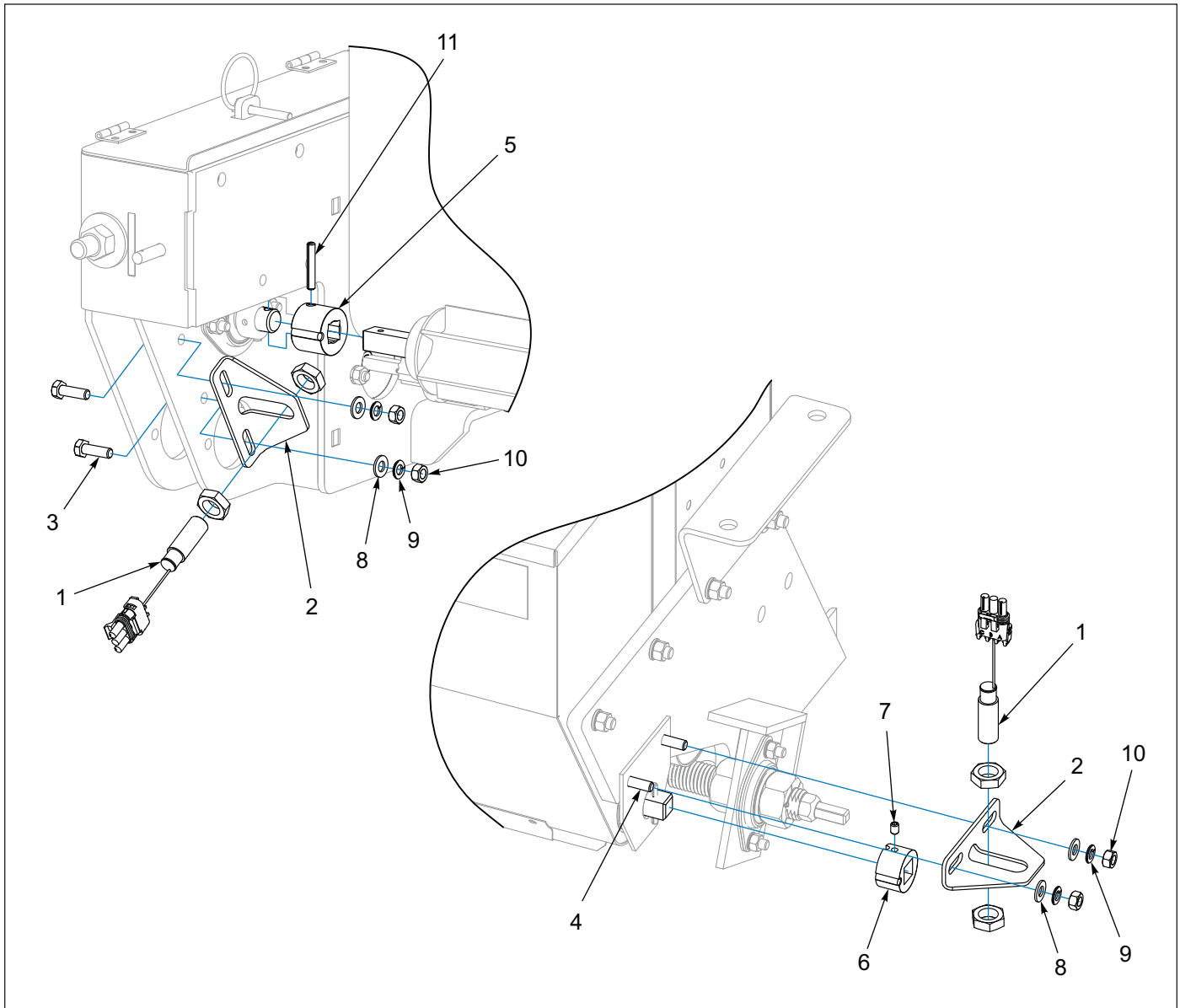


Figure 1-42: Console w/Clutch Control - SSBP12 Rear Seed Box Seed Shaft Sensor

Console w/Clutch Control - SSBP12 Rear Seed Box Seed Shaft Sensor

| ITEM | PART NUMBER | DESCRIPTION | QTY |
|------|-----------------|-----------------------------------------------|-----|
| 1 | 185944 | SENSOR, SEED SHAFT | 4 |
| 2 | 185943 | BRACKET, SHAFT SENSOR | 2 |
| 3 | 1-654-010049-05 | SCREW, HX CP 5/16-18 X 1, GR5 | 2 |
| 4 | 1-654-010049-09 | SCREW, HX CP 5/16-18 X 2, GR5 | 2 |
| 5 | 185982 | COUPLING, W/MAGNET | 1 |
| 6 | 185978 | MAGNET MNT ASM, BROME SHAFT (INCLUDES ITEM 7) | 1 |
| 7 | 124032 | SCREW SETHXSKTFTPT1/4-20X3/8Z | 1 |
| 8 | 1-861-010032-08 | WASHER, FLAT 5/16, ZP | 4 |
| 9 | 1-861-010034-10 | WASHER, LKG 5/15 | 4 |
| 10 | 1-512-010007-06 | NUT, HEX 5/16-18 | 4 |
| 11 | 1-647-010004217 | SPRING PIN, SLOTTED 1/4 X 1-1/2 | 1 |

Console w/Clutch Control - SSP112 Seed Shaft Sensor

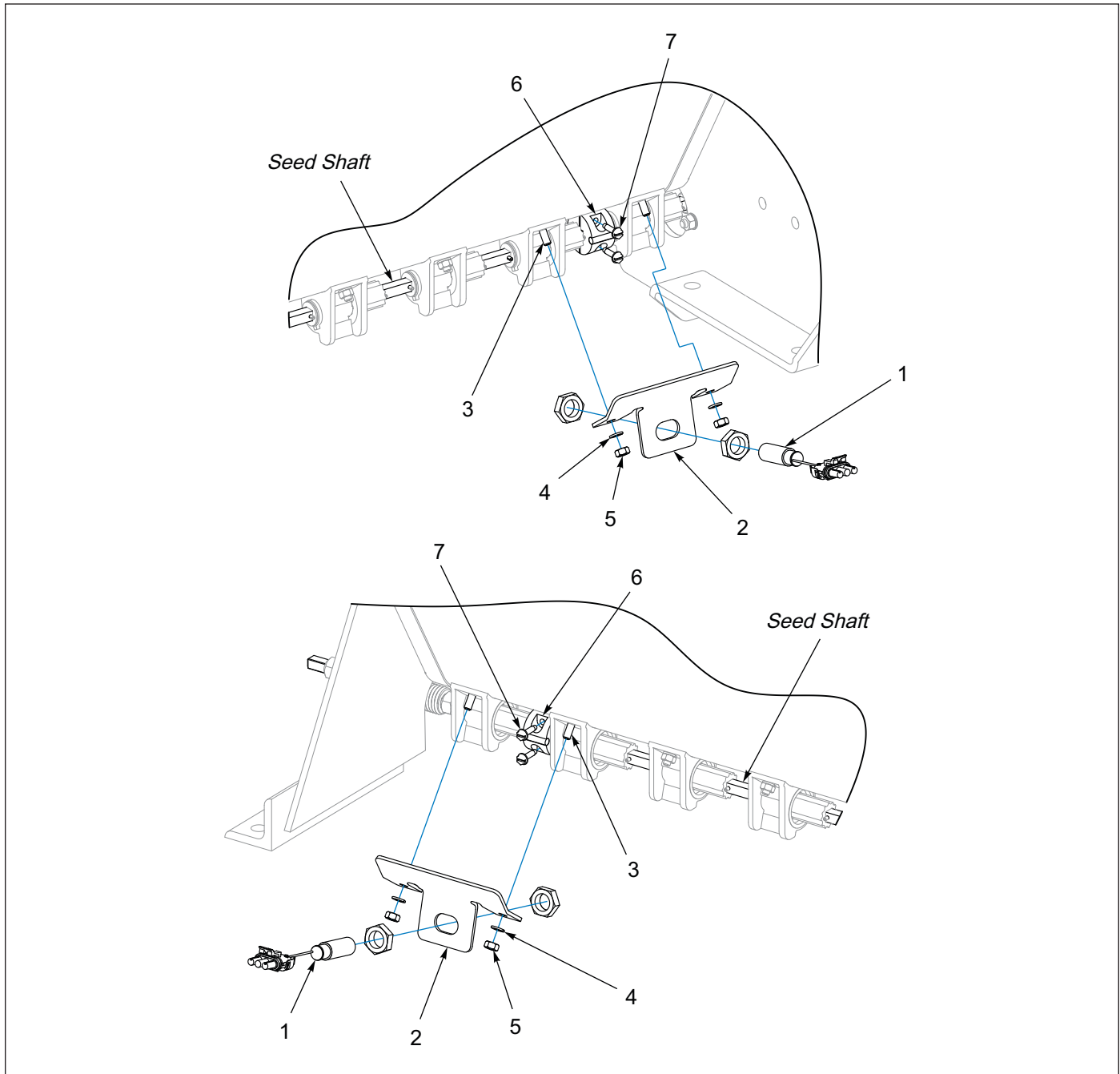


Figure 1-43: Console w/Clutch Control - SSP112 Seed Shaft Sensor

Console w/Clutch Control - SSP112 Seed Shaft Sensor

| ITEM | PART NUMBER | DESCRIPTION | QTY |
|------|-----------------|-----------------------------------------------------------|-----|
| 1 | 185944 | SENSOR, SEED SHAFT | 2 |
| 2 | 185946 | BRACKET, SHAFT SENSOR | 2 |
| 3 | 1C357 | SCREW, MACH HD 1/4-20NC X 3/4 | 4 |
| 4 | 1-861-010034-09 | WASHER, LKG HLCL SPR, 1/4 | 4 |
| 5 | 1-512-010007-05 | NUT, HEX 1/4-20 | 4 |
| 6 | 185951 | MAGNET WHL ASM, 1", 3/8 SQ SHAFT (INCLUDES ITEM 7) | 1 |
| 7 | 172935 | SCREW, 10-24 X 3/4, HH SELF TAPPING | 2 |

Console w/Clutch Control - SLP2121, SLP3121 and SLBP2121 Front Seed Box Seed Shaft Sensor

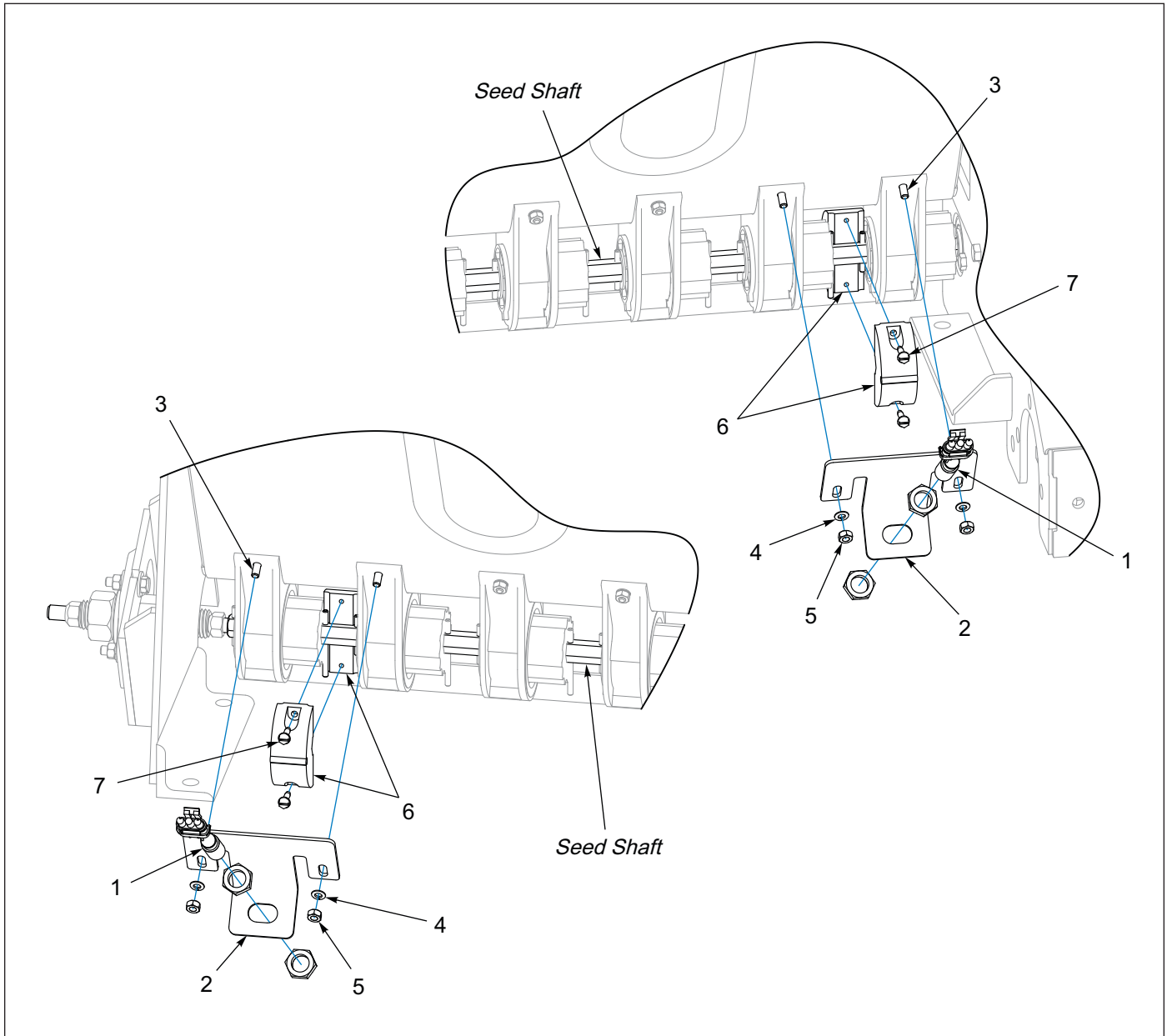


Figure 1-44: Console w/Clutch Control - SLP2121, SLP3121 and SLPB2121 Front Seed Box Seed Shaft Sensor

Console w/Clutch Control - SLP2121, SLP3121 and SLPB2121 Front Seed Box Seed Shaft Sensor

| ITEM | PART NUMBER | DESCRIPTION | QTY |
|------|-----------------|---------------------------------------------|-----|
| 1 | 185944 | SENSOR, SEED SHAFT | 2 |
| 2 | 185948 | BRACKET, SHAFT SENSOR, LARGE MTR | 2 |
| 3 | 1C357 | SCREW, MACH HD 1/4-20NC X 3/4 | 4 |
| 4 | 1-861-010034-09 | WASHER, LKG HLCL SPR, 1/4 | 4 |
| 5 | 1-512-010007-05 | NUT, HEX 1/4-20 | 4 |
| 6 | 185985 | MAGNET WHL ASM, 11/16 HEX (INCLUDES ITEM 7) | 2 |
| 7 | 172935 | SCREW, 10-24 X 3/4, HH SELF TAPPING | 2 |

Console w/Clutch Control - SLBP2121 Rear Seed Box Seed Shaft Sensor

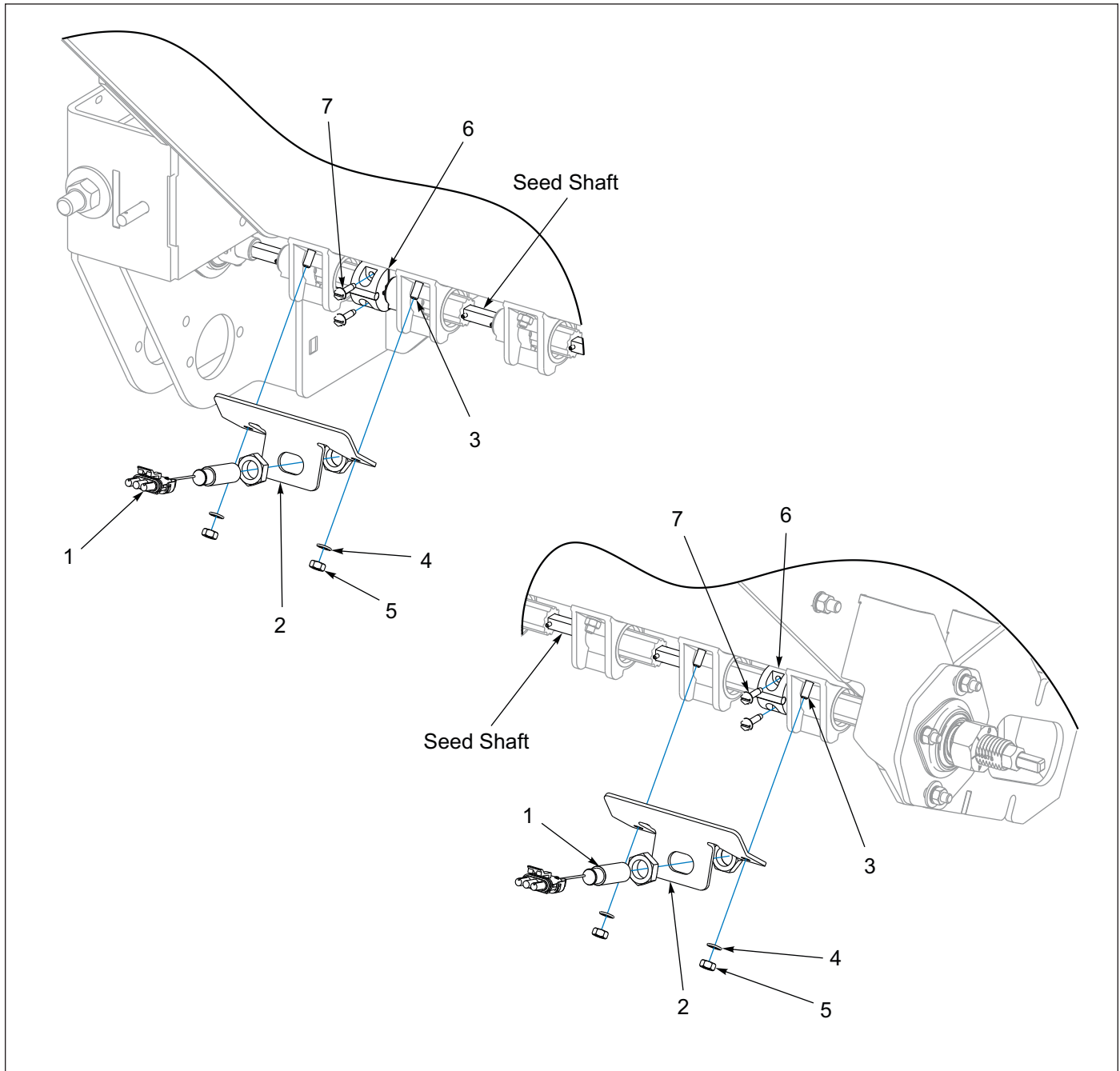


Figure 1-45: Console w/Clutch Control - SLBP2121 Rear Seed Box Seed Shaft Sensor

Console w/Clutch Control - SLBP2121 Rear Seed Box Seed Shaft Sensor

| ITEM | PART NUMBER | DESCRIPTION | QTY |
|------|-----------------|---------------------------------------------------|-----|
| 1 | 185944 | SENSOR, SEED SHAFT | 2 |
| 2 | 185946 | BRACKET, SHAFT SENSOR | 2 |
| 3 | 1C357 | SCREW, MACH HD 1/4-20NC X 3/4 | 4 |
| 4 | 1-861-010034-09 | WASHER, LKG HLCL SPR, 1/4 | 4 |
| 5 | 1-512-010007-05 | NUT, HEX 1/4-20 | 4 |
| 6 | 185951 | MAGNET WHL ASM 1", 3/8 SQ SHAFT (INCLUDES ITEM 7) | 2 |
| 7 | 172935 | SCREW, 10-24 X 3/4, HH SELF TAPPING | 4 |

Console w/Clutch Control - SSP2121 Seed Shaft Sensor

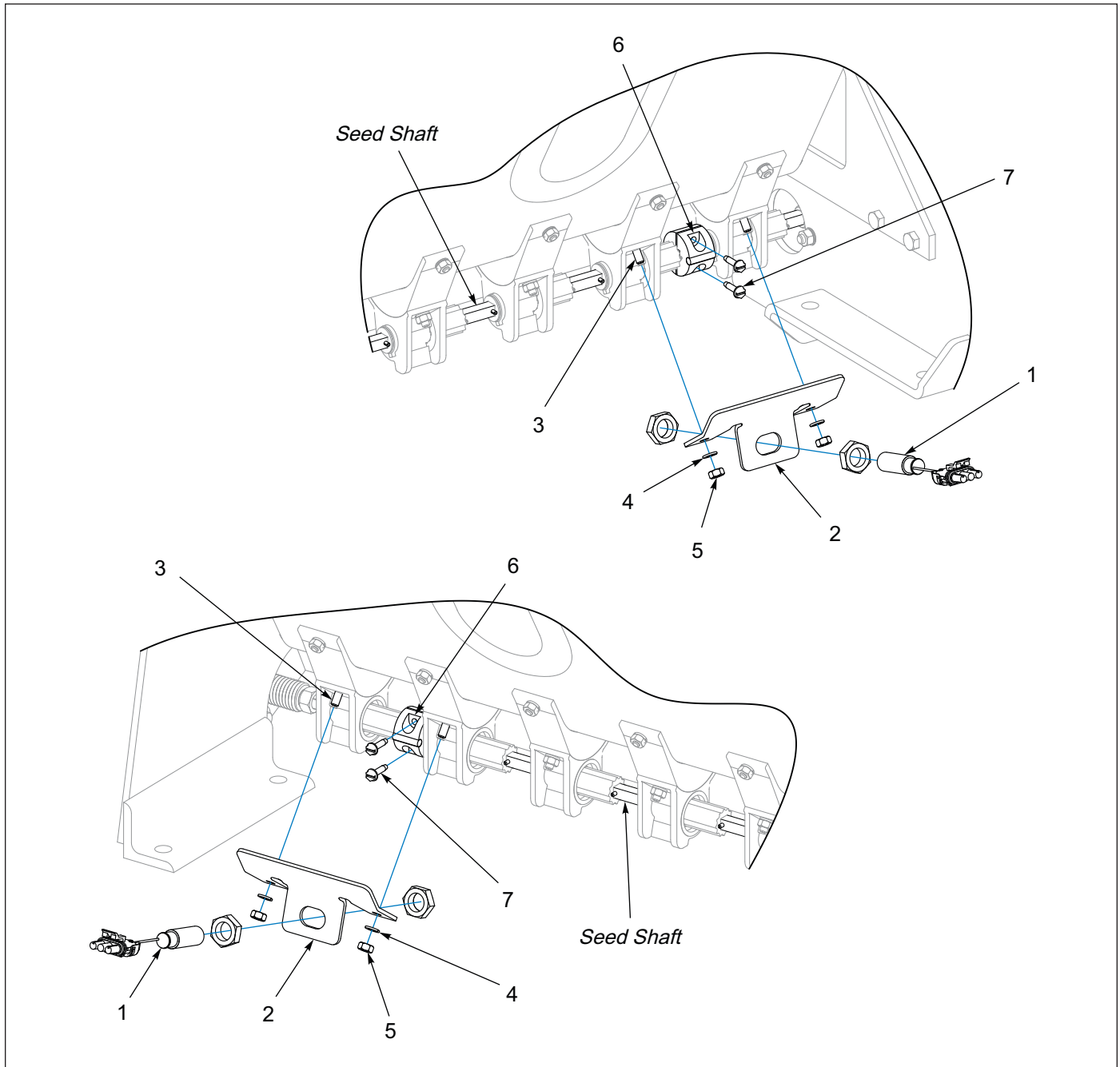


Figure 1-46: Console w/Clutch Control - SSP2121 Seed Shaft Sensor

Console w/Clutch Control - SSP2121 Seed Shaft Sensor

| ITEM | PART NUMBER | DESCRIPTION | QTY |
|------|-----------------|----------------------------------------------------|-----|
| 1 | 185944 | SENSOR, SEED SHAFT | 2 |
| 2 | 185946 | BRACKET, SHAFT SENSOR | 2 |
| 3 | 1C357 | SCREW, RD HD MACH 1/4-20 X 3/4 | 4 |
| 4 | 1-861-010034-09 | WASHER, LKG HLCL SPR, 1/4 | 4 |
| 5 | 1-512-010007-05 | NUT, HEX 1/4-20 | 4 |
| 6 | 185951 | MAGNET WHL ASM, 1", 3/8 SQ SHAFT (INCLUDES ITEM 7) | 2 |
| 7 | 172935 | SCREW, 10-24 X 3/4, HH SELF TAPPING | 2 |

Weather Pack Connectors

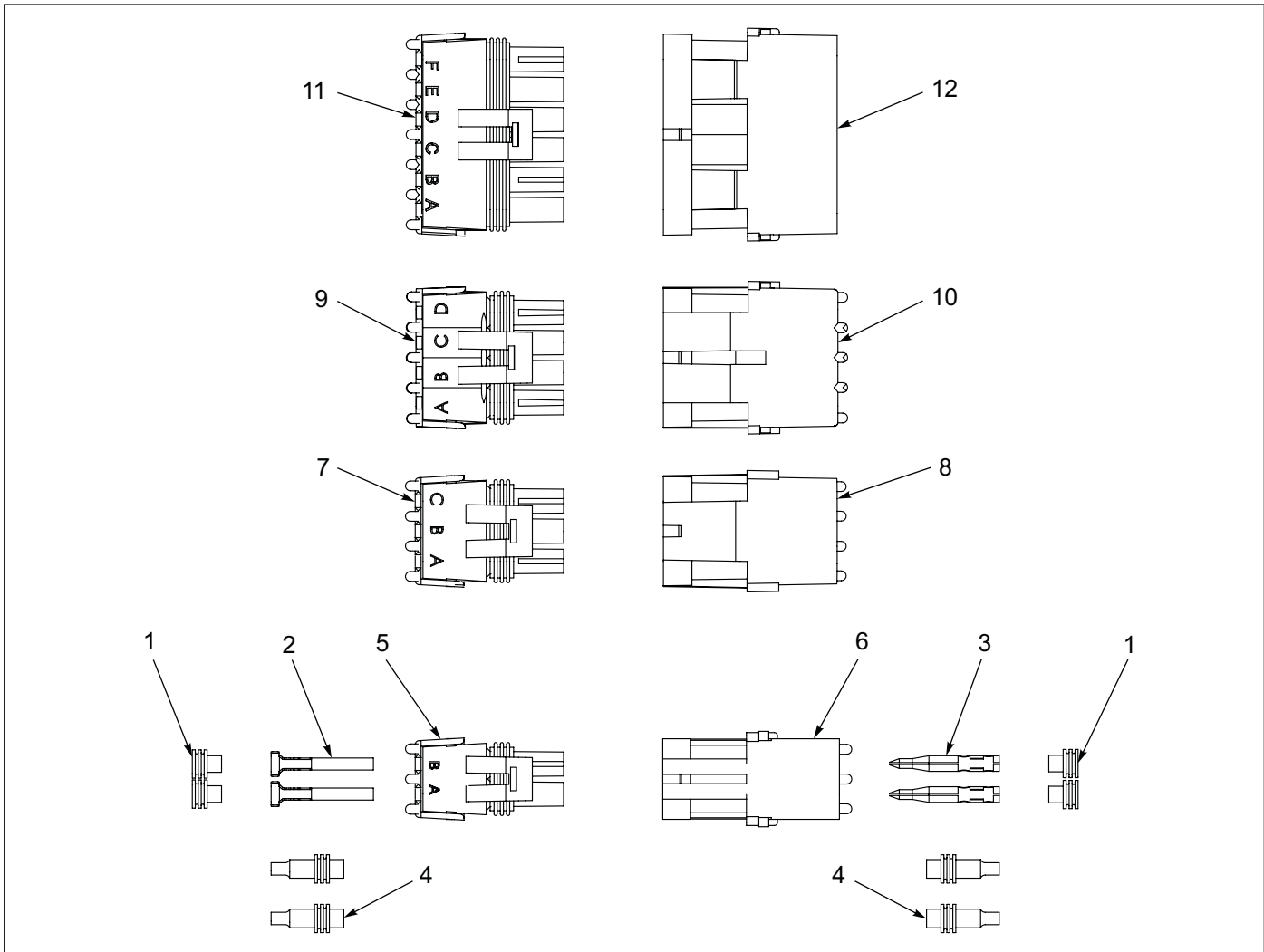


Figure 1-47: Weather Pack Connectors

Weather Pack Connectors

| ITEM | PART NUMBER | DESCRIPTION | DELPHI P/N |
|------|-------------|------------------------------|------------|
| 1 | 154851 | SEAL, CABLE WEATHER PACK | 12015323 |
| 2 | 139974 | TERMINAL, WP TOWER 16-14AWG | 12124580 |
| 2 | 194840 | TERMINAL, WP TOWER 20-18AWG | 12089188 |
| 3 | 137654 | TERMINAL, WP SHROUD 12-10AWG | 12124587 |
| 3 | 4000671 | TERMINAL, WP SHROUD 16-14AWG | 12124582 |
| 3 | 122405 | TERMINAL, WP SHROUD 20-18AWG | 12089040 |
| 4 | 151273 | PLUG SEAL, CABLE CAVITY | 12010300 |
| 5 | 154852 | TOWER, 2-PIN WEATHER PACK | 12015792 |
| 6 | 122404 | SHROUD, 2 PIN WEATHER PACK | 12010973 |
| 7 | 4001294 | TOWER, 3-PIN WEATHER PACK | 12015793 |
| 8 | 194841 | SHROUD, 3-PIN WEATHER PACK | 12010717 |
| 9 | 166298 | TOWER, 4-PIN WEATHER PACK | 12015797 |
| 10 | 166297 | SHROUD, 4-PIN WEATHER PACK | 12010974 |
| 11 | 194904 | TOWER, 6-PIN WEATHER PACK | 12015799 |
| 12 | 194903 | SHROUD, 6-PIN WEATHER PACK | 12010975 |

AMP Connectors

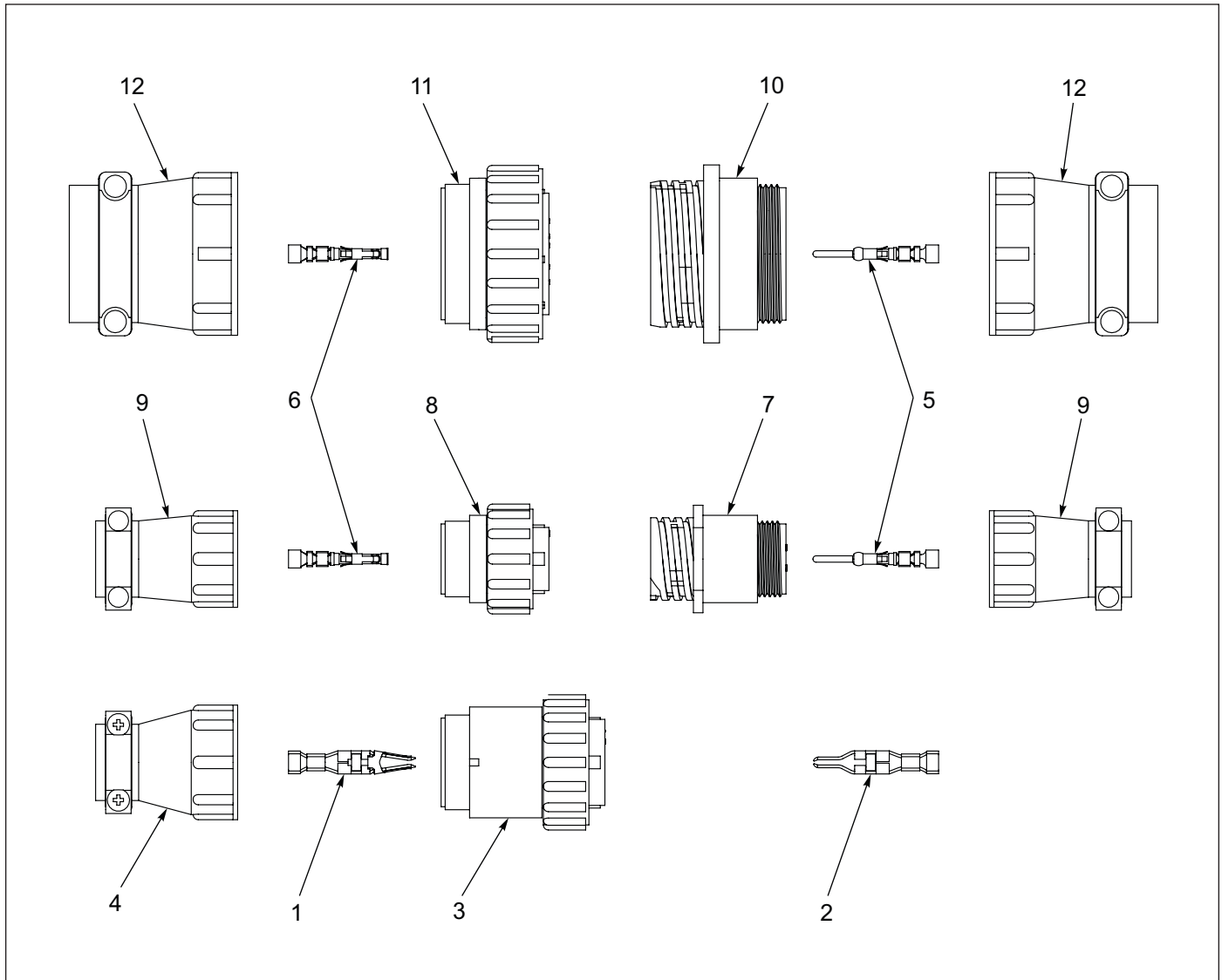


Figure 1-48: AMP Connectors

AMP Connectors

| ITEM | PART NUMBER | DESCRIPTION | TE CONNECTIVITY PART NUMBER |
|------|-------------|--------------------------------|-----------------------------|
| 1 | 194102 | TERMINAL, POWER PLUG 16-12AWG | 2-66740-1 |
| 2 | 194103 | TERMINAL, POWER RECPT 16-12AWG | 66261-5 |
| 3 | 194104 | POWER PLUG ASM, 3-PIN, SIZE 17 | 206037-2 |
| 4 | 194105 | BACKSHELL ASM, SIZE 17 | 206070-8 |
| 5 | 194745 | TERMINAL, PIN 18-14AWG | 1-66359-9 |
| 6 | 194744 | TERMINAL, SOCKET 18-14AWG | 1-66358-9 |
| 7 | 194106 | RECEPTACLE, 9-PIN, SIZE 13 | 206705-2 |
| 8 | 194107 | PLUG ASM, 9-PIN, SIZE 13 | 206708-1 |
| 9 | 194108 | BACKSHELL ASM, SIZE 13 | 206966-7 |
| 10 | 194109 | RECEPTACLE, 24-PIN, SIZE 23 | 206838-1 |
| 11 | 194110 | PLUG ASM, 24-PIN, SIZE 23 | 206837-1 |
| 12 | 194111 | BACKSHELL ASM, SIZE 23 | 206512-5 |

Hydraulic Cylinder and Manifold Installation

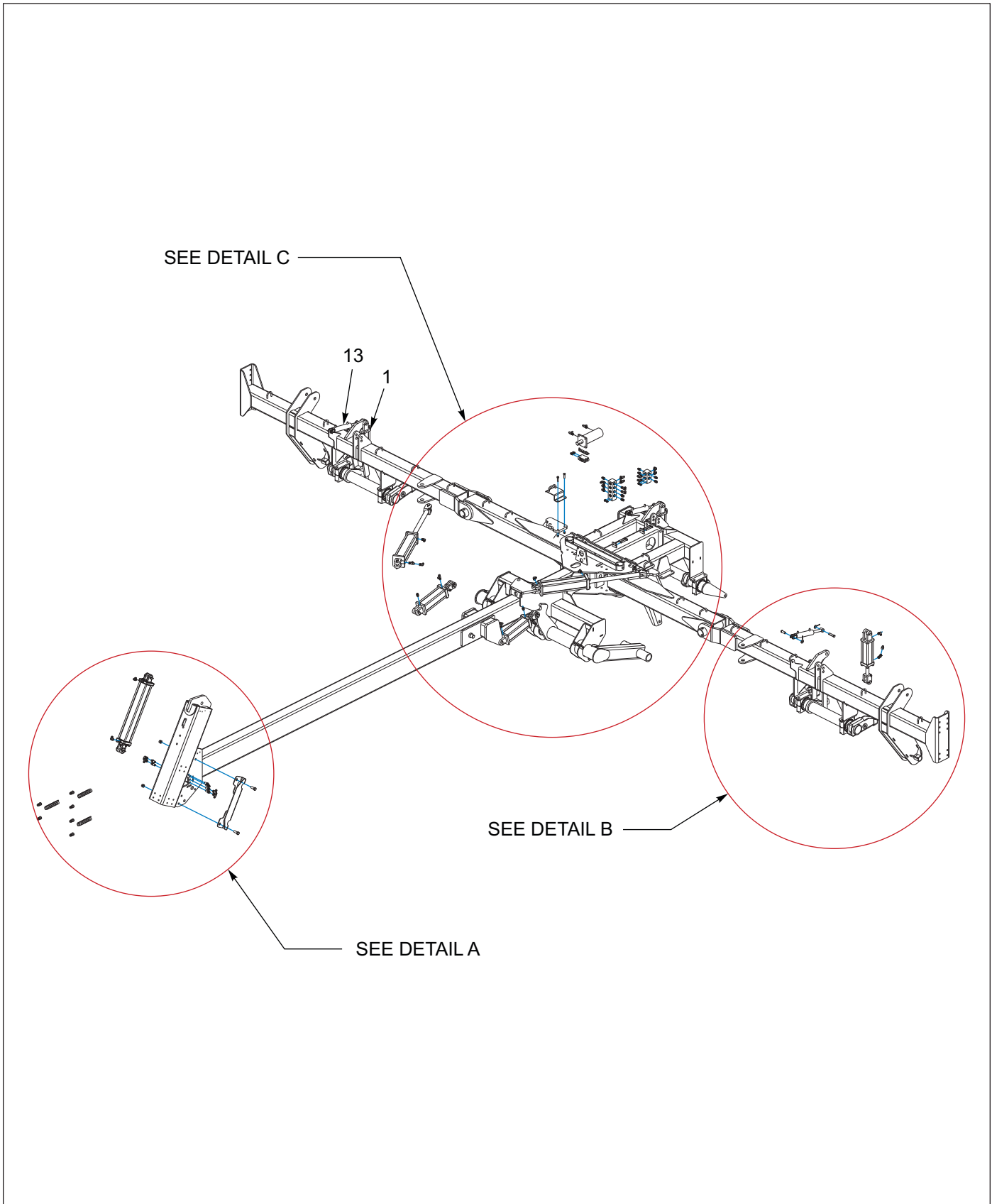


Figure 1-49: Hydraulic Cylinder and Manifold Installation (of 3)

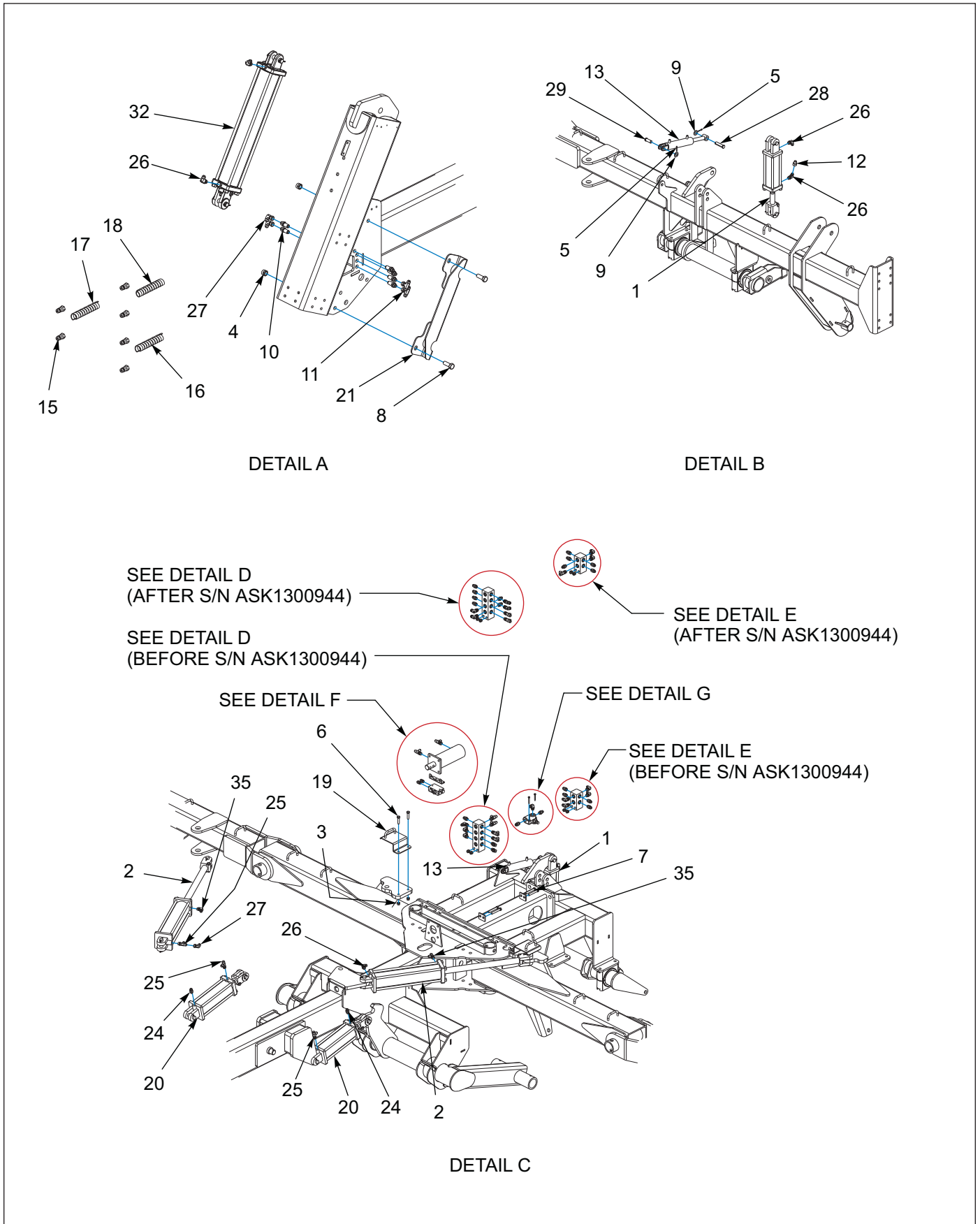
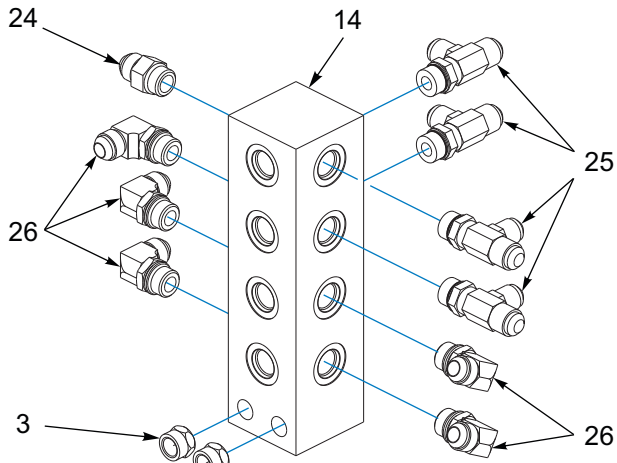
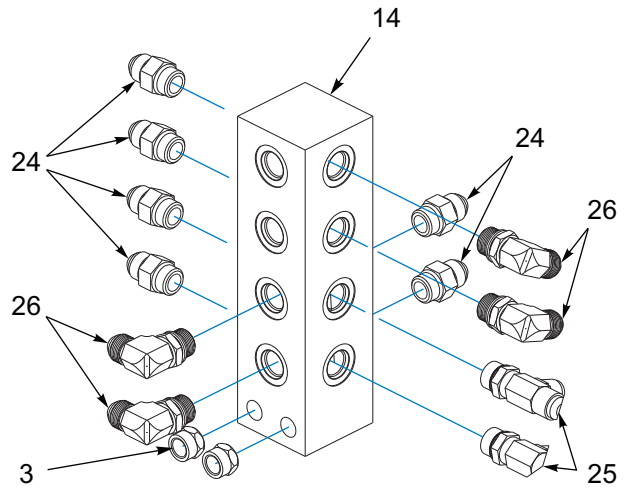


Figure 1-50: Hydraulic Cylinder and Manifold Installation (2 of 3)

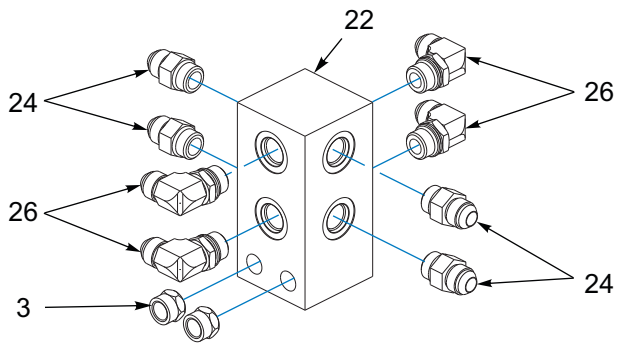


(BEFORE S/N ASK1300944)

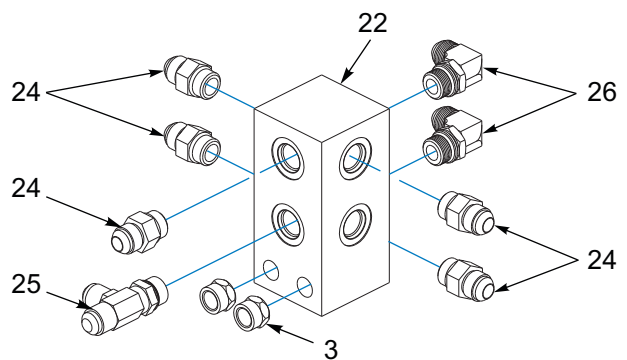


(AFTER S/N ASK1300944)

DETAIL D

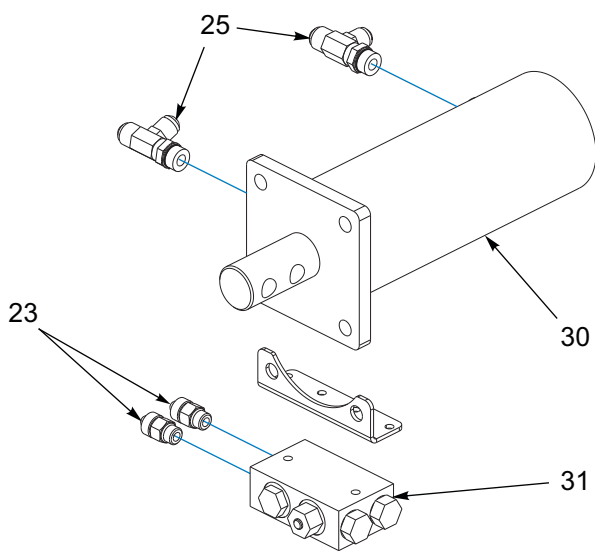


(BEFORE S/N ASK1300944)

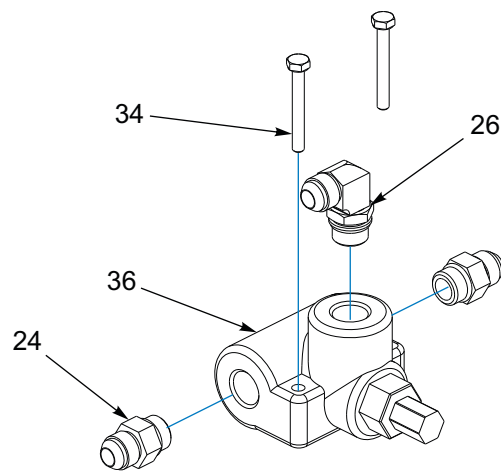


(AFTER S/N ASK1300944)

DETAIL E



DETAIL F



DETAIL G

Figure 1-51: Hydraulic Cylinder and Manifold Installation (3 of 3)

Hydraulic Cylinder and Manifold Installation

| ITEM | PART NUMBER | DESCRIPTION | QTY |
|------|-----------------|--------------------------------------------------------|-----|
| 1 | 1-242-010171-3 | CYLINDER, HYDRAULIC 4 X 8 3000 PSI (SEE PAGE 1-89) | 3 |
| 2 | 1-242-010180-3 | CYLINDER, HYRAULIC 4 X 20 3000 PSI (SEE PAGE 1-87) | 2 |
| 3 | 1-512-010005-09 | NUT, HEX LOCK 1/2-13, GRB | 8 |
| 4 | 1-512-010005-15 | NUT, HEX LOCK 3/4-10, GRB | 4 |
| 5 | 1-557-010362-40 | PIN, COTTER 5/32 X 1-1/4 | 6 |
| 6 | 1-654-010055-05 | SCREW, HEX HEAD CAP 1/2-13 X 2, GR5 | 4 |
| 7 | 1-654-010055-11 | SCREW, HEX HEAD CAP 1/2-13 X 3-1/2, GR5 | 4 |
| 8 | 1-654-010061-05 | SCREW, HEX HEAD CAP 3/4-10 X 2, GR5 | 4 |
| 9 | 1-861-010032-20 | WASHER, FLAT 3/4N | 6 |
| 10 | 102-0322 | BULKHEAD | 6 |
| 11 | 123109 | ADAPTER, TEE | 1 |
| 12 | 127806 | ADAPTER, HYDRAULIC W/ 3/32 RESTRICTOR | 3 |
| 13 | 129251 | CYLINDER, HYDRAULIC 1-3/4 X 6 (SEE PAGE 1-92) | 3 |
| 14 | 141594 | MANIFOLD, HYDRAULIC 16 PORT | 1 |
| 15 | 141828 | COUPLER, MALE 3/4-16 | 6 |
| 16 | 155528 | HOSE WRAP, BLUE | 1 |
| 17 | 155529 | HOSE WRAP, YELLOW | 1 |
| 18 | 155530 | HOSE WRAP, BLACK | 1 |
| 19 | 166544 | HOLDER-HOSE WELDMENT | 2 |
| 20 | 167308 | CYLINDER, HYDRAULIC 4 X 10 (SEE PAGE 1-88) | 2 |
| 21 | 167325 | SHIELD, HYDRAULIC HOSE | 2 |
| 22 | 2-474-010022 | MANIFOLD HYDRAULIC ASSEMBLY, 8 HOSE | 1 |
| 23 | 202702-6-8S | ADAPTER | 2 |
| 24 | 202702-8-8S | ADAPTER | 7 |
| 25 | 203005-8-8S | ADAPTER, TEE | 10 |
| 26 | 2062-8-8S | ADAPTER, 90 | 19 |
| 27 | 2071-8-8S | ADAPTER, 90 | 3 |
| 28 | 7D642 | PIN, CLEVIS 3/4 X 3 | 3 |
| 29 | W933037-4 | PIN, CLEVIS 3/4 X 2 | 3 |
| 30 | 167310 | CYLINDER, HYDRAULIC 3-1/2 X 6 3000 PSI (SEE PAGE 1-90) | REF |
| 31 | 144138 | VALVE, STOP | REF |
| 32 | 1-242-010172-3 | CYLINDER, HYDRAULIC 4 X 24 3000 PSI (SEE PAGE 1-86) | REF |
| 33 | 1-512-010005-01 | NUT, HEX LOCK 1/4-20 GRB | 2 |
| 34 | 1-654-010047-10 | SCREW, HEX HEAD CAP 1/4-20 X 2, GR5 | 2 |
| 35 | 141826 | ELBOW, 90 1/16 RESTRICTOR | 2 |
| 36 | 165287 | VALVE, RELIEF 1000 PSI | 1 |

Hitch Lift Hydraulic Assembly (After S/N ASK1300944)

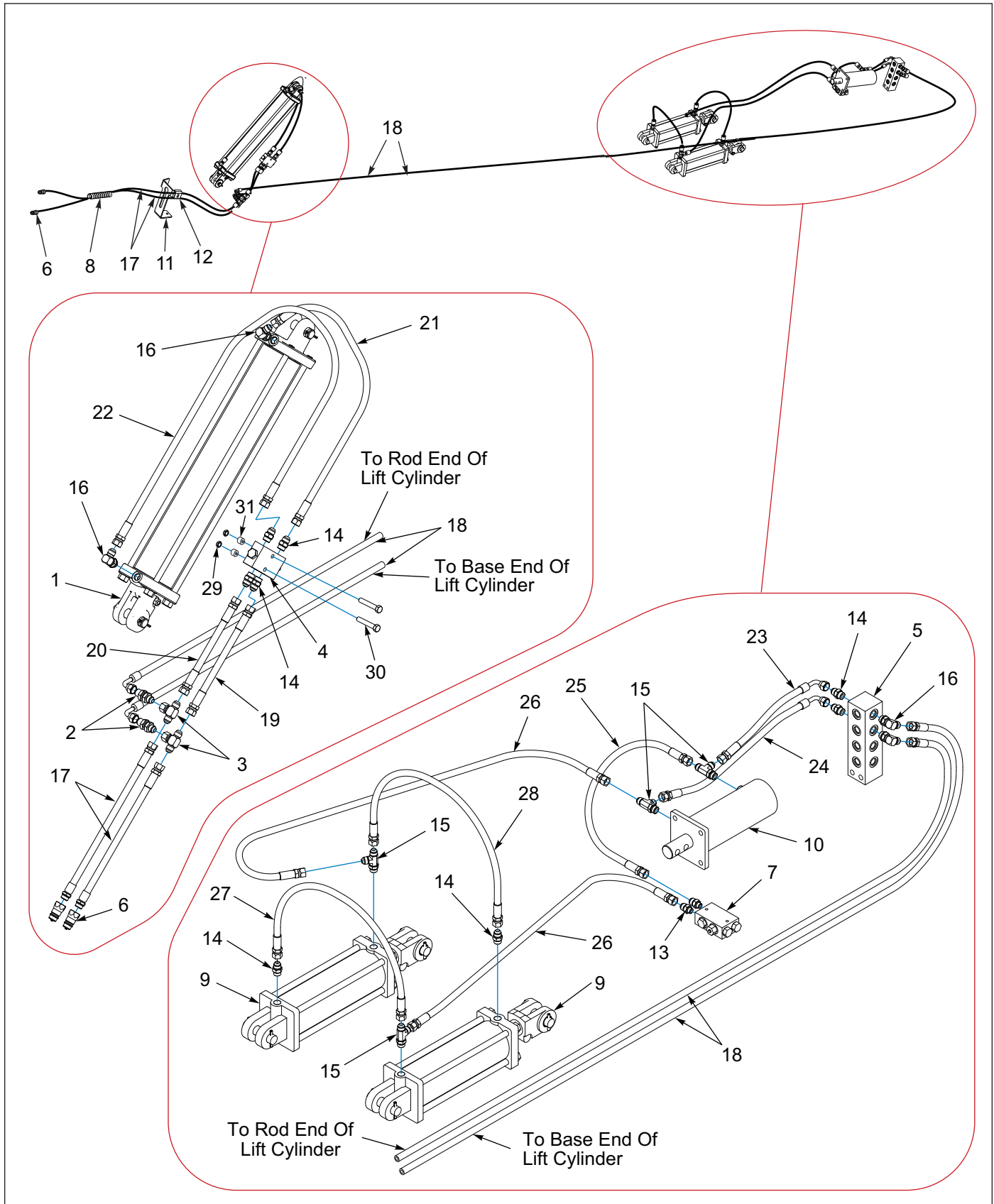


Figure 1-52: Hitch Lift Hydraulic Assembly (After S/N ASK1300944)

Hitch Lift Hydraulic Assembly (After S/N ASK1300944)

| ITEM | PART NUMBER | DESCRIPTION | QTY |
|------|-----------------|-----------------------------------------------------|-----|
| 1 | 1-242-010172-3 | CYLINDER, HYDRAULIC 4 X 24 3000 PSI (SEE PAGE 1-86) | 1 |
| 2 | 102-0322 | BULKHEAD | 2 |
| 3 | 123109 | ADAPTER, TEE | 2 |
| 4 | 124696 | VALVE, CHECK DOUBLE PILOT | 1 |
| 5 | 141594 | MANIFOLD, HYDRAULIC 16 PORT | 1 |
| 6 | 141828 | COUPLER, MALE 3/4-16 | 2 |
| 7 | 144138 | VALVE, STOP | 1 |
| 8 | 155528 | HOSE WRAP, BLUE | 1 |
| 9 | 167308 | CYLINDER, HYDRAULIC 4 X 10 (SEE PAGE 1-88) | 2 |
| 10 | 167310 | CYLINDER, 3000 PSI 3-1/2 X 6 (SEE PAGE 1-90) | 1 |
| 11 | 167322 | BRACKET, HOSE HOLDER | 1 |
| 12 | 2-181-010001 | HOSE CLAMP | 1 |
| 13 | 202702-6-8S | ADAPTER | 2 |
| 14 | 202702-8-8S | ADAPTER | 8 |
| 15 | 203005-8-8S | ADAPTER, TEE | 4 |
| 16 | 2062-8-8S | ADAPTER, 90 | 4 |
| 17 | 141878 | HOSE ASSEMBLY, 3/8 X 90 | 2 |
| 18 | 169963 | HOSE ASSEMBLY, 3/8 X 312 | 2 |
| 19 | 174366 | HOSE ASSEMBLY, 3/8 X 9 | 1 |
| 20 | 176558 | HOSE ASSEMBLY, 3/8 X 8 | 1 |
| 21 | 147584 | HOSE ASSEMBLY, 3/8 X 40 | 1 |
| 22 | 116489 | HOSE ASSEMBLY, 3/8 X 64 | 1 |
| 23 | 169961 | HOSE ASSEMBLY 3/8 X 9-1/2 | 1 |
| 24 | 169962 | HOSE ASSEMBLY 3/8 X 17-1/2 | 1 |
| 25 | 153841 | HOSE ASSEMBLY, 3/8 X 18 | 1 |
| 26 | 116490 | HOSE ASSEMBLY, 3/8 X 78 | 2 |
| 27 | 71508985 | HOSE ASSEMBLY, 3/8 X 30 | 1 |
| 28 | 137602 | HOSE ASSEMBLY, HI PRESSURE 3/8 X 27 | 1 |
| 29 | 1-512-010005-05 | NUT, HEX, SLFLKG GRB 3/8-16 | 2 |
| 30 | 1-654-010051-13 | SCREW, HX CP, 3/8-16UNC X 3, GR5 | 2 |
| 31 | 144086 | SPACER, 1 X 9/16 X 17/32 | 2 |

Hitch Lift Hydraulic Assembly (Before S/N ASK1300944)

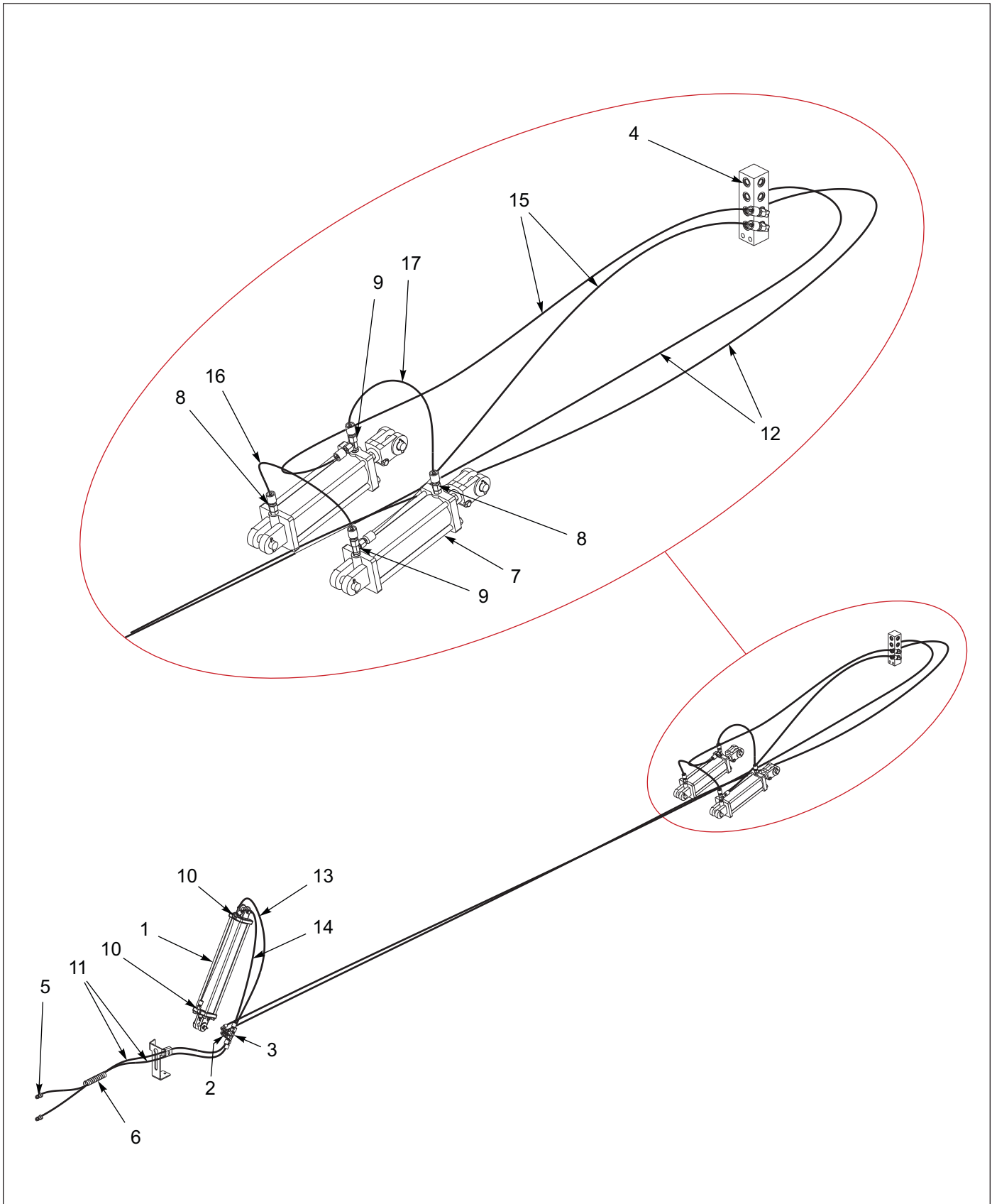


Figure 1-53: Hitch Lift Hydraulic Assembly (Before S/N ASK1300944)

Hitch Lift Hydraulic Assembly (Before S/N ASK1300944)

| ITEM | PART NUMBER | DESCRIPTION | QTY |
|------|-----------------|-----------------------------------------------------|-----|
| 1 | 1-242-010172-3 | CYLINDER, HYDRAULIC 4 X 24 3000 PSI (SEE PAGE 1-86) | REF |
| 2 | 102-0322 | BULKHEAD | REF |
| 3 | 123109 | ADAPTER, TEE | REF |
| 4 | 141594 | MANIFOLD, HYDRAULIC 16 PORT | REF |
| 5 | 141828 | COUPLER, MALE 3/4-16 | REF |
| 6 | 155528 | HOSE WRAP, BLUE | REF |
| 7 | 167308 | CYLINDER, HYDRAULIC 4 X 10 (SEE PAGE 1-88) | REF |
| 8 | 202702-8-8S | ADAPTER | REF |
| 9 | 203005-8-8S | ADAPTER, TEE | REF |
| 10 | 2062-8-8S | ADAPTER, 90 | REF |
| 11 | 141878 | HOSE ASSEMBLY, 3/8 X 90 | 2 |
| 12 | 169963 | HOSE ASSEMBLY, 3/8 X 312 | 2 |
| 13 | 71508988 | HOSE ASSEMBLY, 3/8 X 80 | 1 |
| 14 | 1-397-010369054 | HOSE ASSEMBLY, 3/8 X 54 | 1 |
| 15 | 71508987 | HOSE ASSEMBLY, 3/8 X 86 | 2 |
| 16 | 71508985 | HOSE ASSEMBLY, 3/8 X 30 | 1 |
| 17 | 137602 | HOSE ASSEMBLY, HI PRESSURE 3/8 X 27 | 1 |

Wing Fold Hydraulic Assembly (After S/N ASB1602020)

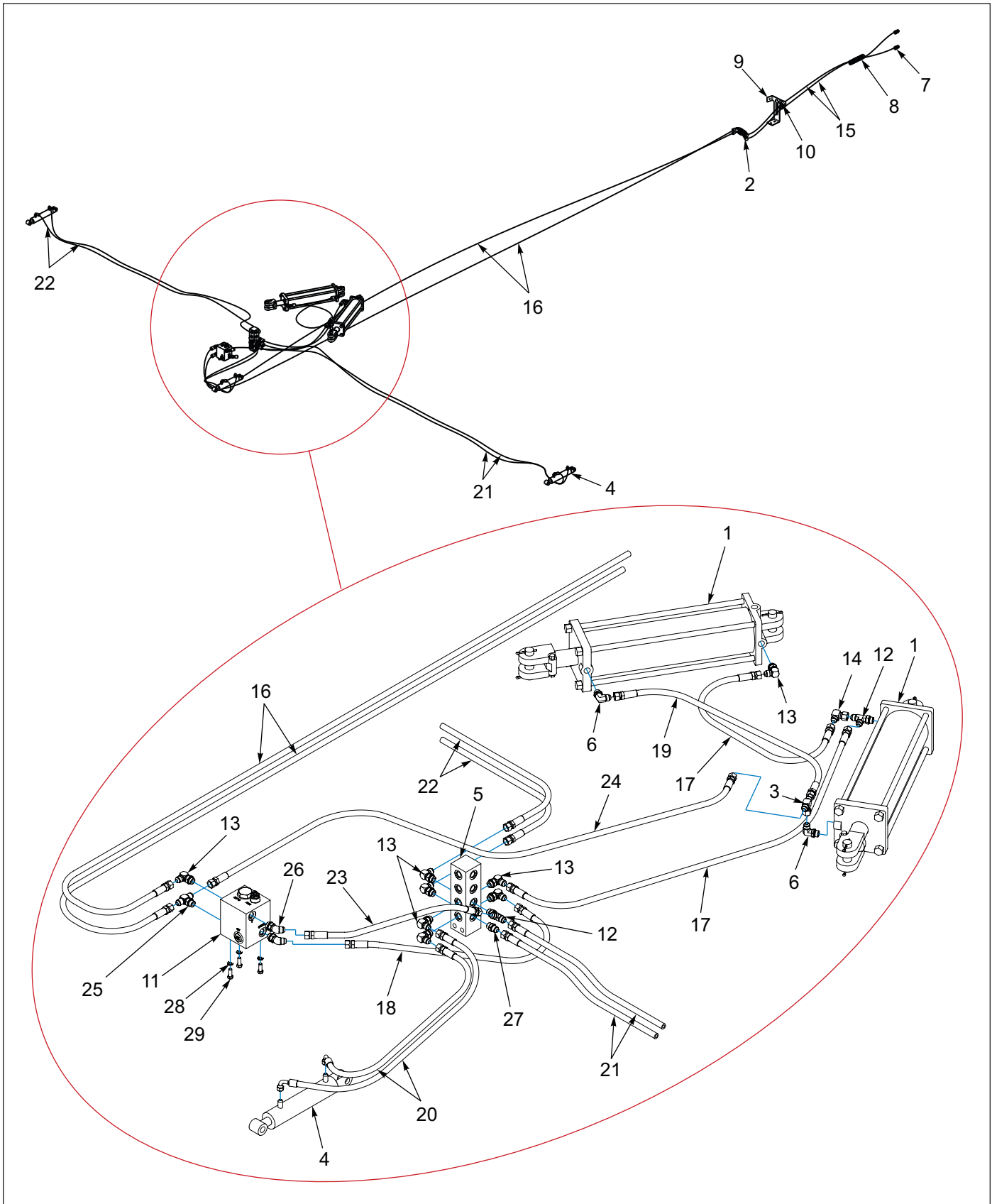


Figure 1-54: Wing Fold Hydraulic Assembly (After S/N ASB1602020)

Wing Fold Hydraulic Assembly (After S/N ASB1602020)

| ITEM | PART NUMBER | DESCRIPTION | QTY |
|------|-----------------|-----------------------------------------------------|-----|
| 1 | 1-242-010180-3 | CYLINDER, HYDRAULIC 4 X 20 3000 PSI (SEE PAGE 1-87) | 2 |
| 2 | 102-0322 | BULKHEAD | 2 |
| 3 | 123109 | ADAPTER, TEE #8 JIC | 1 |
| 4 | 129251 | CYLINDER, HYDRAULIC 1-3/4 X 6 (SEE PAGE 1-92) | 3 |
| 5 | 141594 | MANIFOLD, HYDRAULIC 16 PORT | 1 |
| 6 | 141826 | ELBOW, 90 1/16 RESTRICTOR | 2 |
| 7 | 141828 | COUPLER, MALE 3/4-16 | 2 |
| 8 | 155529 | HOSE WRAP, YELLOW | 1 |
| 9 | 167322 | BRACKET, HOSE HOLDER | 1 |
| 10 | 2-181-010001 | HOSE CLAMP | 2 |
| 11 | 198774 | MANIFOLD PRESSURE REDUCTION, ASM (SEE PAGE 1-82) | 1 |
| 12 | 203005-8-8S | ADAPTER, TEE #8 O-RING TUBE | 2 |
| 13 | 2062-8-8S | ADAPTER, 90 | 8 |
| 14 | 2071-8-8S | ADAPTER, 90 | 3 |
| 15 | 141878 | HOSE ASSEMBLY, 3/8 X 90 | 2 |
| 16 | 169963 | HOSE ASSEMBLY, 3/8 X 312 | 2 |
| 17 | 1-397-010369054 | HOSE ASSEMBLY 3/8 X 54 | 2 |
| 18 | 137601 | HOSE ASSEMBLY, 3/8 X 20, #8JIC SWVL | 1 |
| 19 | 71508992 | HOSE ASSEMBLY, 3/8 X 50 | 1 |
| 20 | 166538 | HOSE ASSEMBLY, 3/8 X 57 | 2 |
| 21 | 166547 | HOSE ASSEMBLY, 3/8 X 185 | 2 |
| 22 | 166549 | HOSE ASSEMBLY, 3/8 X 140 | 2 |
| 23 | 116431 | HOSE ASSEMBLY, 3/8 X 15, #8JIC SWVL | 1 |
| 24 | 71508991 | HOSE ASSEMBLY, 3/8 X 56 | 1 |
| 25 | 203003-8-8S | ADAPTER, TEE #8 O-RING TUBE | 1 |
| 26 | 2061-8-8S | ADAPTER, 45 #8 O-RING TUBE | 2 |
| 27 | 202702-8-8S | ADAPTER, #8 O-RING TO #8 TUBE | 1 |
| 28 | 1-861-010034-11 | WASHER, LKG HLCL SPR, 3/8 | 3 |
| 29 | 1-654-010051-05 | SCREW, HEX CAP 3/8-16UNC X 1, GR5 | 3 |

Wing Fold Hydraulic Assembly (After S/N ASK1300944)

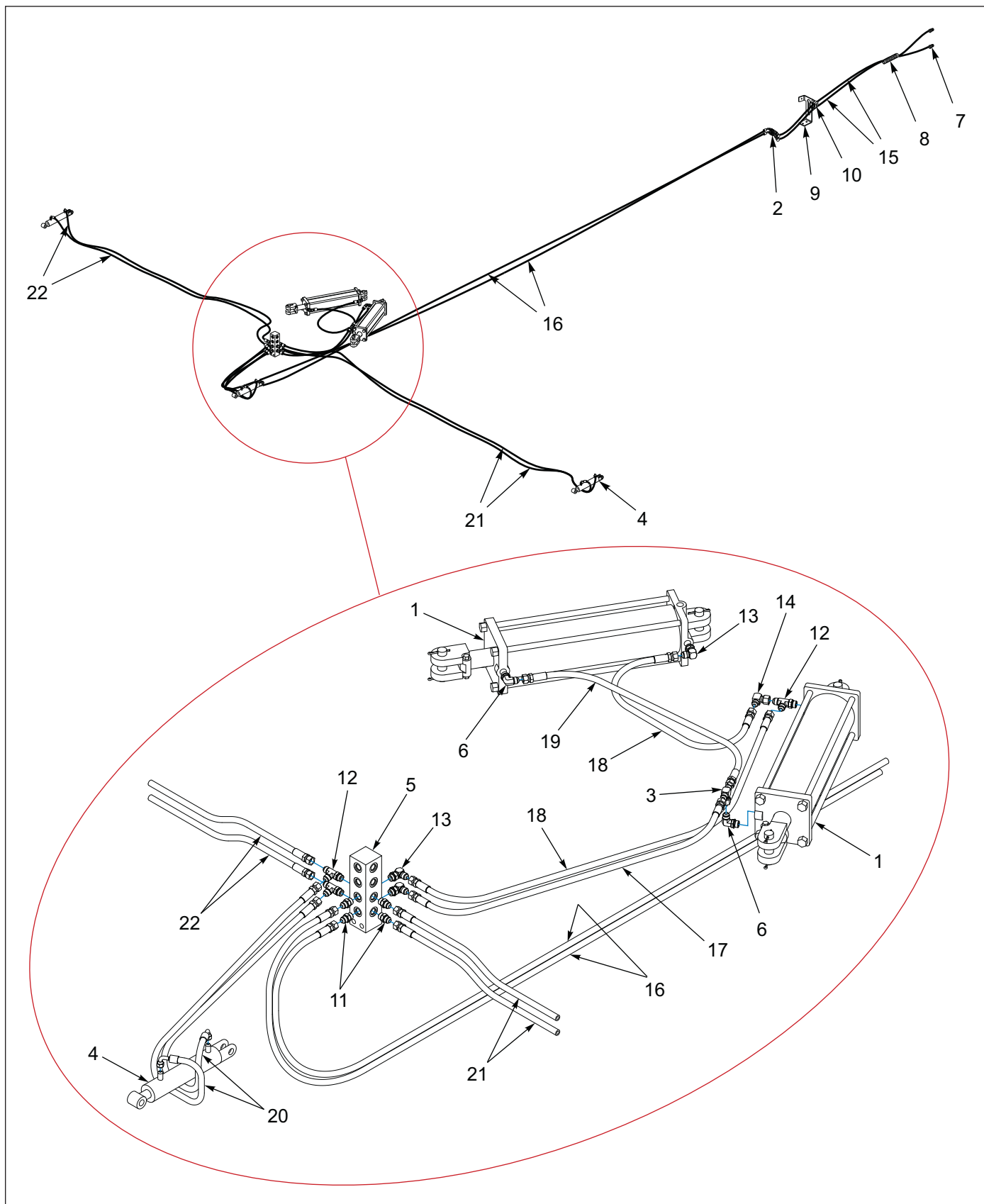


Figure 1-55: Wing Fold Hydraulic Assembly (After S/N ASK1300944)

Wing Fold Hydraulic Assembly (After S/N ASK1300944)

| ITEM | PART NUMBER | DESCRIPTION | QTY |
|------|-----------------|-----------------------------------------------------|-----|
| 1 | 1-242-010180-3 | CYLINDER, HYDRAULIC 4 X 20 3000 PSI (SEE PAGE 1-87) | 2 |
| 2 | 102-0322 | BULKHEAD | 2 |
| 3 | 123109 | ADAPTER, TEE | 1 |
| 4 | 129251 | CYLINDER, HYDRAULIC 1-3/4 X 6 (SEE PAGE 1-92) | 3 |
| 5 | 141594 | MANIFOLD, HYDRAULIC 16 PORT | 1 |
| 6 | 141826 | ELBOW, 90 1/16 RESTRICTOR | 2 |
| 7 | 141828 | COUPLER, MALE 3/4-16 | 2 |
| 8 | 155529 | HOSE WRAP, YELLOW | 1 |
| 9 | 167322 | BRACKET, HOSE HOLDER | 1 |
| 10 | 2-181-010001 | HOSE CLAMP | 2 |
| 11 | 202702-8-8S | ADAPTER | 4 |
| 12 | 203005-8-8S | ADAPTER, TEE | 3 |
| 13 | 2062-8-8S | ADAPTER, 90 | 3 |
| 14 | 2071-8-8S | ADAPTER, 90 | 3 |
| 15 | 141878 | HOSE ASSEMBLY, 3/8 X 90 | 2 |
| 16 | 169963 | HOSE ASSEMBLY, 3/8 X 312 | 2 |
| 17 | 71508982 | HOSE ASSEMBLY, 3/8 X 36 | 1 |
| 18 | 1-397-010369054 | HOSE ASSEMBLY, 3/8 X 54 | 2 |
| 19 | 71508992 | HOSE ASSEMBLY, 3/8 X 50 | 1 |
| 20 | 166538 | HOSE ASSEMBLY, 3/8 X 57 | 2 |
| 21 | 166547 | HOSE ASSEMBLY, 3/8 X 185 | 2 |
| 22 | 166549 | HOSE ASSEMBLY, 3/8 X 140 | 2 |

Wing Fold Hydraulic Assembly (Before S/N ASK1300944)

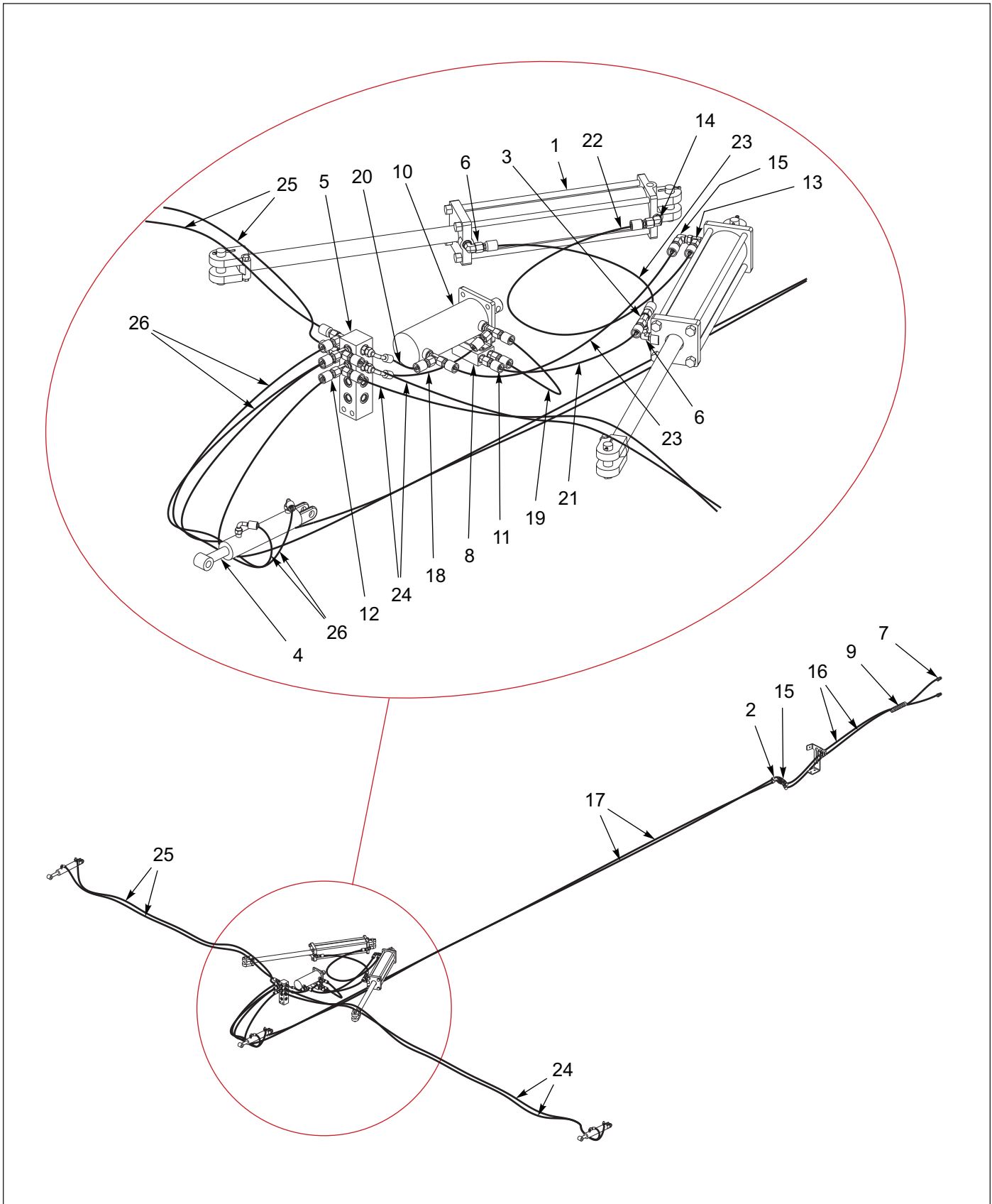


Figure 1-56: Wing Fold Hydraulic Assembly (Before S/N ASK1300944)

Wing Fold Hydraulic Assembly (Before S/N ASK1300944)

| ITEM | PART NUMBER | DESCRIPTION | QTY |
|------|-----------------|-----------------------------------------------------|-----|
| 1 | 1-242-010180-3 | CYLINDER, HYDRAULIC 4 X 20 3000 PSI (SEE PAGE 1-87) | REF |
| 2 | 102-0322 | BULKHEAD | REF |
| 3 | 123109 | ADAPTER, TEE | REF |
| 4 | 129251 | CYLINDER, HYDRAULIC 1-3/4 X 6 (SEE PAGE 1-92) | REF |
| 5 | 141594 | MANIFOLD, HYDRAULIC 16 PORT | REF |
| 6 | 141826 | ELBOW, 90 1/16 RESTRICTOR | REF |
| 7 | 141828 | COUPLER, MALE 3/4-16 | REF |
| 8 | 144138 | VALVE, STOP | REF |
| 9 | 155529 | HOSE WRAP, YELLOW | REF |
| 10 | 167310 | CYLINDER, 3000 PSI 3-1/2 X 6 (SEE PAGE 1-90) | REF |
| 11 | 202702-6-8S | ADAPTER | REF |
| 12 | 202702-8-8S | ADAPTER | REF |
| 13 | 203005-8-8S | ADAPTER, TEE | REF |
| 14 | 2062-8-8S | ADAPTER, 90 | REF |
| 15 | 2071-8-8S | ADAPTER, 90 | REF |
| 16 | 141878 | HOSE ASSEMBLY, 3/8 X 90 | 2 |
| 17 | 169963 | HOSE ASSEMBLY, 3/8 X 312 | 2 |
| 18 | 169962 | HOSE ASSEMBLY, 3/8 X 17-1/2 | 1 |
| 19 | 153841 | HOSE ASSEMBLY, 3/8 X 18 | 2 |
| 20 | 169961 | HOSE ASSEMBLY, 3/8 X 9-1/2 | 1 |
| 21 | 137602 | HOSE ASSEMBLY, 3/8 X 27 | 1 |
| 22 | 1-397-010369054 | HOSE ASSEMBLY, 3/8 X 54 | 1 |
| 23 | 71508992 | HOSE ASSEMBLY, 3/8 X 50 | 2 |
| 24 | 166547 | HOSE ASSEMBLY, 3/8 X 170 | 2 |
| 25 | 166549 | HOSE ASSEMBLY, 3/8 X 145 | 2 |
| 26 | 166538 | HOSE ASSEMBLY, 3/8 X 50 | 2 |

Manifold Pressure Reduction Assembly

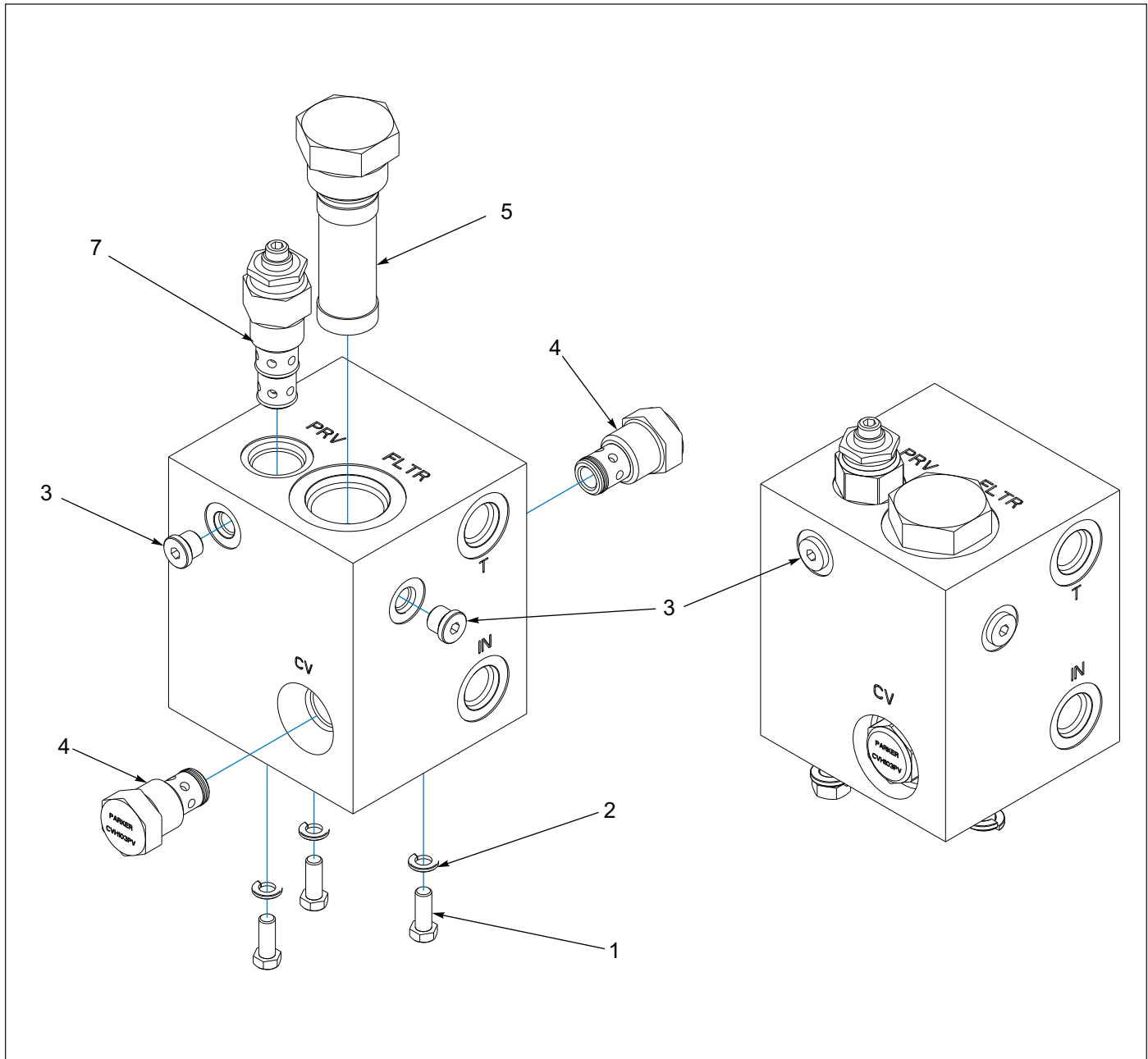


Figure 1-57: Manifold Pressure Reduction Assembly

Manifold Pressure Reduction Assembly

| ITEM | PART NUMBER | DESCRIPTION | QTY |
|------|-----------------|-----------------------------------|-----|
| | 198774 | MANIFOLD PRESSURE REDUCTION, ASM | 1 |
| 1 | 1-654-010051-05 | SCREW, HEX CAP 3/8-16UNC X 1, GR5 | 3 |
| 2 | 1-861-010034-11 | WASHER, LKG HLCL SPR, 3/8 | 3 |
| 3 | 121028 | PLUG SAE M O-RING BOSS HX SKT | 2 |
| 4 | 195196 | VALVE CHECK, CVH103P | 2 |
| 5 | 195198 | FILTER-HIGH PRESSURE, CF/CE-12-10 | 1 |
| 6 | 198773 | MAINFOLD PRESSURE REDUCTION | 1 |
| 7 | 198775 | VALVE-PRESSURE REDUCING RELIEV | 1 |

3-PT Lift Hydraulic Assembly

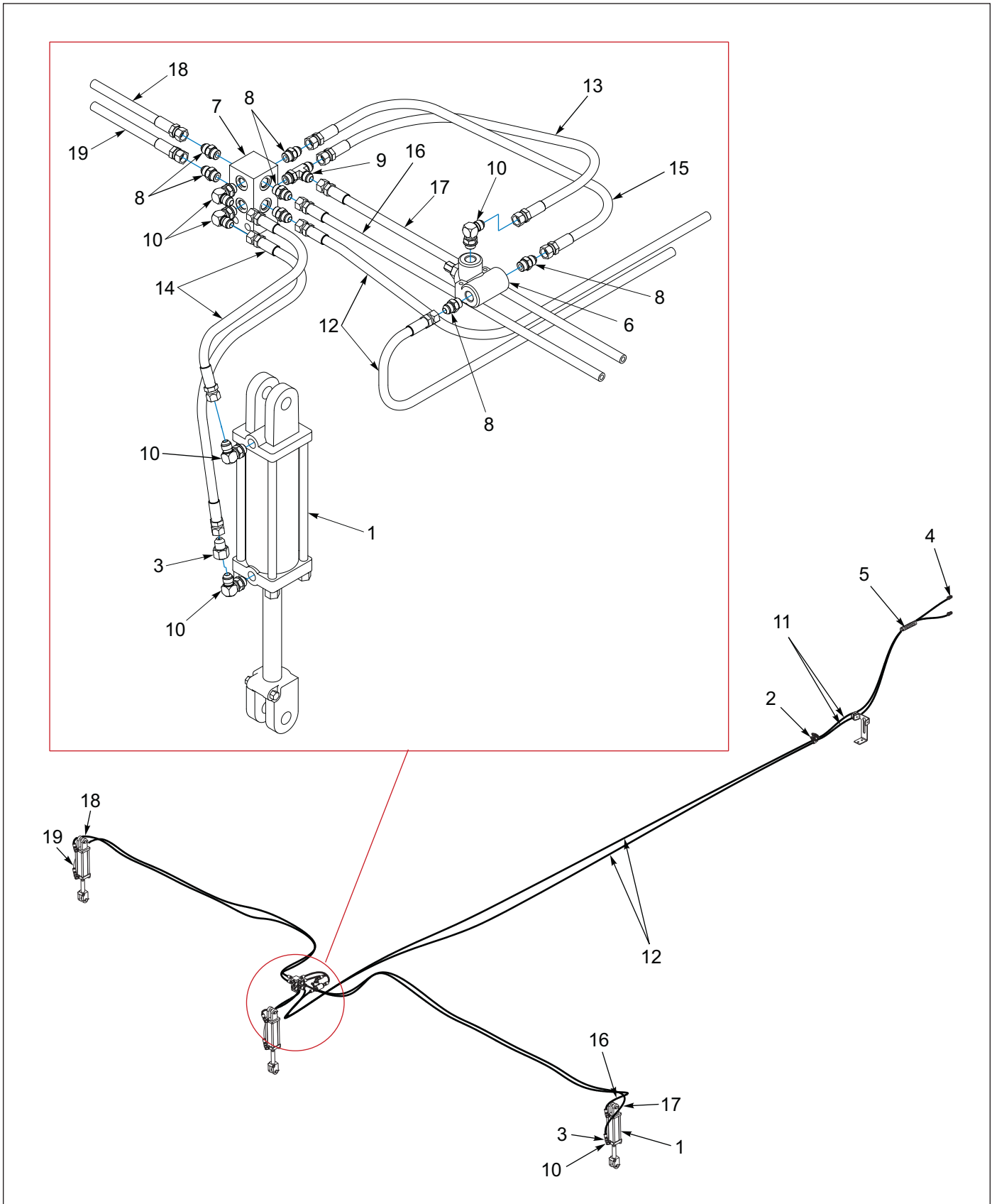


Figure 1-58: 3-PT Lift Hydraulic Assembly

3-PT Lift Hydraulic Assembly

| ITEM | PART NUMBER | DESCRIPTION | QTY |
|------|----------------|----------------------------------------------------|-----|
| 1 | 1-242-010171-3 | CYLINDER, HYDRAULIC 4 X 8 3000 PSI (SEE PAGE 1-89) | REF |
| 2 | 102-0322 | BULKHEAD | REF |
| 3 | 127806 | ADAPTER, HYDRAULIC | REF |
| 4 | 141828 | COUPLER, MALE 3/4-16 | REF |
| 5 | 155530 | HOSE WRAP, BLACK | REF |
| 6 | 165287 | VALVE, RELIEF 1000 PSI | REF |
| 7 | 2-474-010022 | MANIFOLD HYDRAULIC ASSEMBLY, 8 HOSE | REF |
| 8 | 202702-8-8S | ADAPTER | REF |
| 9 | 203005-8-8S | ADAPTER, TEE | REF |
| 10 | 2062-8-8S | ADAPTER, 90 | REF |
| 11 | 141878 | HOSE ASSEMBLY, 3/8 X 90 | 2 |
| 12 | 169963 | HOSE ASSEMBLY, 3/8 X 312 | 2 |
| 13 | 153841 | HOSE ASSEMBLY, 3/8 X 18 | 1 |
| 14 | 147584 | HOSE ASSEMBLY, 3/8 X 40 | 2 |
| 15 | 71508954 | HOSE ASSEMBLY, 3/8 X 22 | 1 |
| 16 | 71509000 | HOSE ASSEMBLY, 3/8 X 202 | 1 |
| 17 | 153621 | HOSE ASSY, 3/8 X 212 #8 JIC SWIV | 1 |
| 18 | 150273 | HOSE ASSY, 3/8 X 185 #8 JIC SWIV | 1 |
| 19 | 117163 | HOSE ASSY, 3/8 X 196 #8 JIC | 1 |

Hydraulic Cylinder, 4 x 24 - Prince

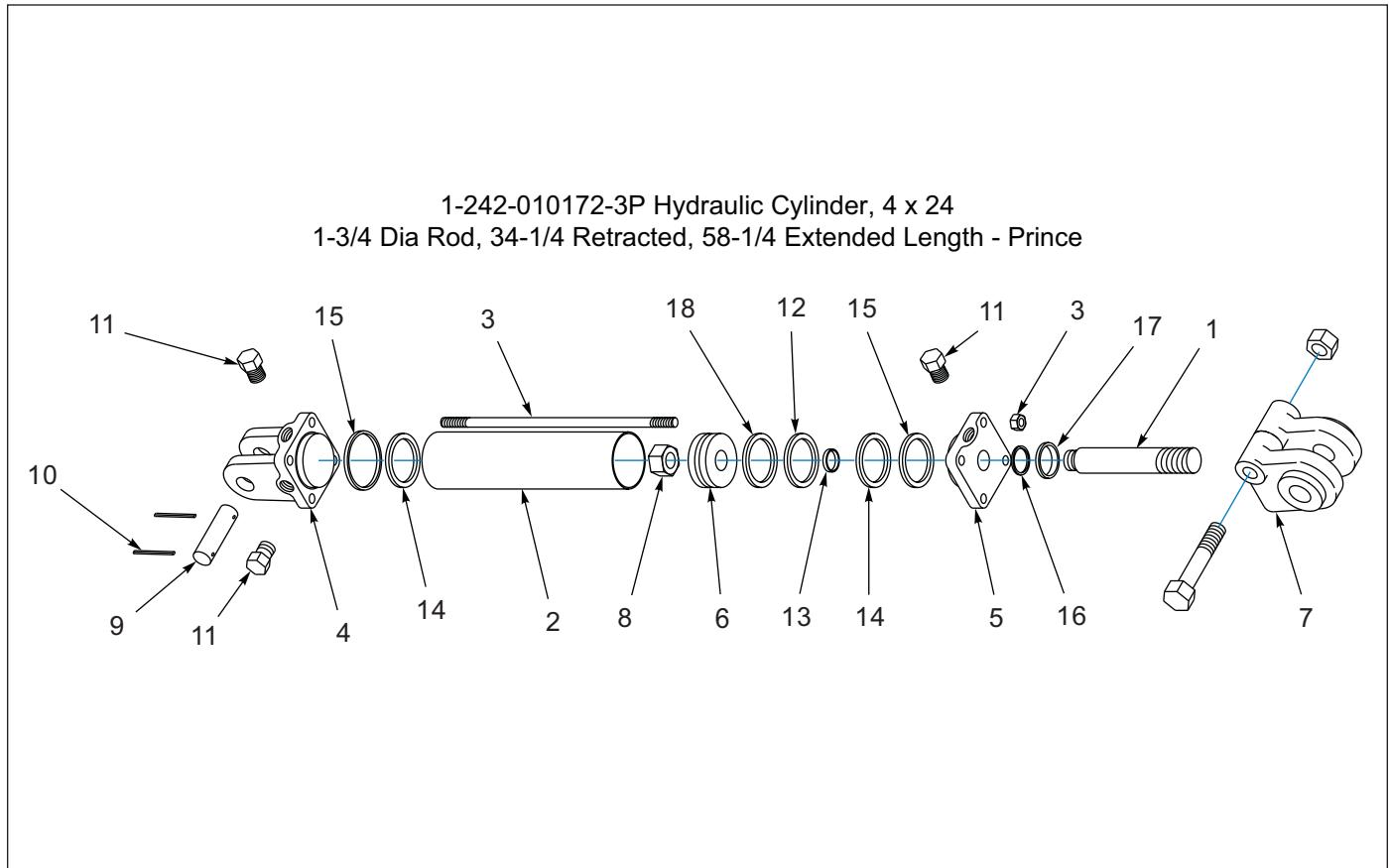


Figure 1-59: Hydraulic Cylinder, 4 x 24 - Prince

Hydraulic Cylinder, 4 x 24 - Prince

| ITEM | PART NUMBER | DESCRIPTION | QTY |
|------|----------------|-----------------------------------|-----|
| | 1-242-010172-3 | CYL HYD 4 X 24 3000 PSI | 1 |
| 1 | 111863 | PISTON ROD | 1 |
| 2 | ----- | TUBE | 1 |
| 3 | ----- | TIE ROD ASM | 4 |
| 4 | ----- | BUTT | 1 |
| 5 | ----- | GLAND ASM | 1 |
| 6 | 111868 | PISTON | 1 |
| 7 | 100000326 | CLEVIS ASM | 1 |
| 8 | 220000212 | LOCKNUT | 1 |
| 9 | 111790 | CLEVIS PIN | 2 |
| 10 | 111789 | ROLL PIN | 4 |
| 11 | 1-007-010025 | PLUG, 3/4-16 O-RING BOSS | 3 |
| 12 | ----- | CROWN SEAL | 1 |
| 13 | ----- | O-RING | 1 |
| 14 | ----- | O-RING | 2 |
| 15 | ----- | BU-WASHER | 2 |
| 16 | ----- | U-CUP | 1 |
| 17 | ----- | WIPER | 1 |
| 18 | 111912 | BEARING RING | 1 |
| 19 | 1-242-010178-3 | SEAL KIT (INCLUDES ITEMS 12 - 18) | 1 |

Hydraulic Cylinder, 4 x 20 - Prince

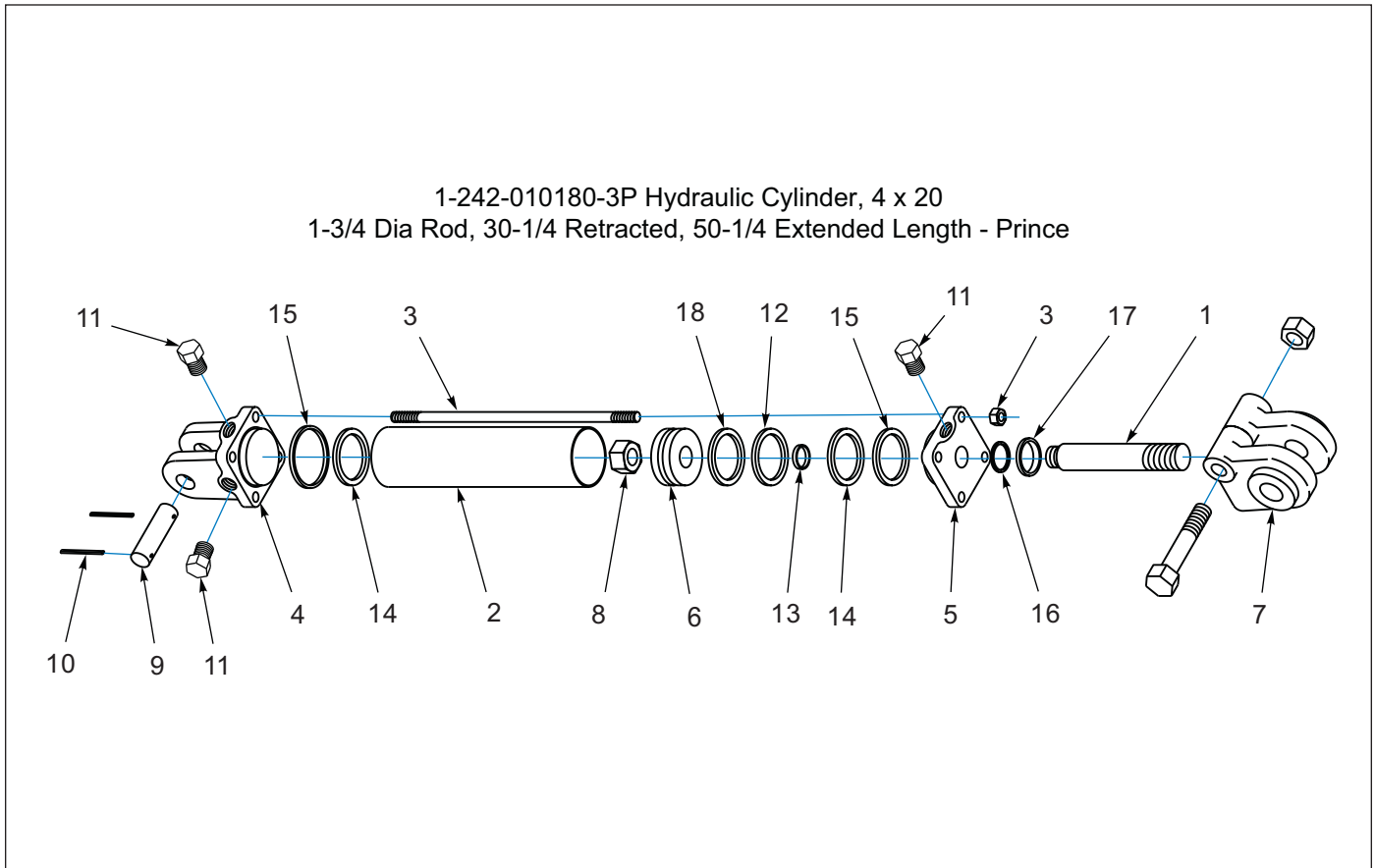


Figure 1-60: Hydraulic Cylinder, 4 x 20 - Prince

Hydraulic Cylinder, 4 x 20 - Prince

| ITEM | PART NUMBER | DESCRIPTION | QTY |
|------|----------------|----------------------------------|-----|
| | 1-242-010180-3 | CYLINDER, HYD 4 X 20STRK 3000PSI | 1 |
| 1 | 011000323 | PISTON ROD 4 X 20 SAE34020 | 1 |
| 2 | ----- | TUBE | 1 |
| 3 | ----- | TIE ROD ASM | 4 |
| 4 | ----- | BUTT | 1 |
| 5 | ----- | GLAND ASM | 1 |
| 6 | ----- | PISTON | 1 |
| 7 | 100000326 | CLEVIS ASM | 1 |
| 8 | 220000212 | LOCKNUT | 1 |
| 9 | 111790 | PIN, CLEVIS #190400104 1500 | 2 |
| 10 | 111789 | PIN, ROLL #190100057 1500 | 4 |
| 11 | 1-007-010025 | PLUG, 3/4-16 O-RING BOSS | 3 |
| 12 | ----- | CROWN SEAL | 1 |
| 13 | ----- | O-RING | 1 |
| 14 | ----- | O-RING | 2 |
| 15 | ----- | BU-WASHER | 2 |
| 16 | ----- | U-CUP | 1 |
| 17 | ----- | WIPER | 1 |
| 18 | ----- | BEARING RING | 1 |
| 19 | 1-242-010178-3 | SEAL KIT (INCLUDES ITEMS 12-18) | 1 |

Hydraulic Cylinder, 4 x 10 - Prince

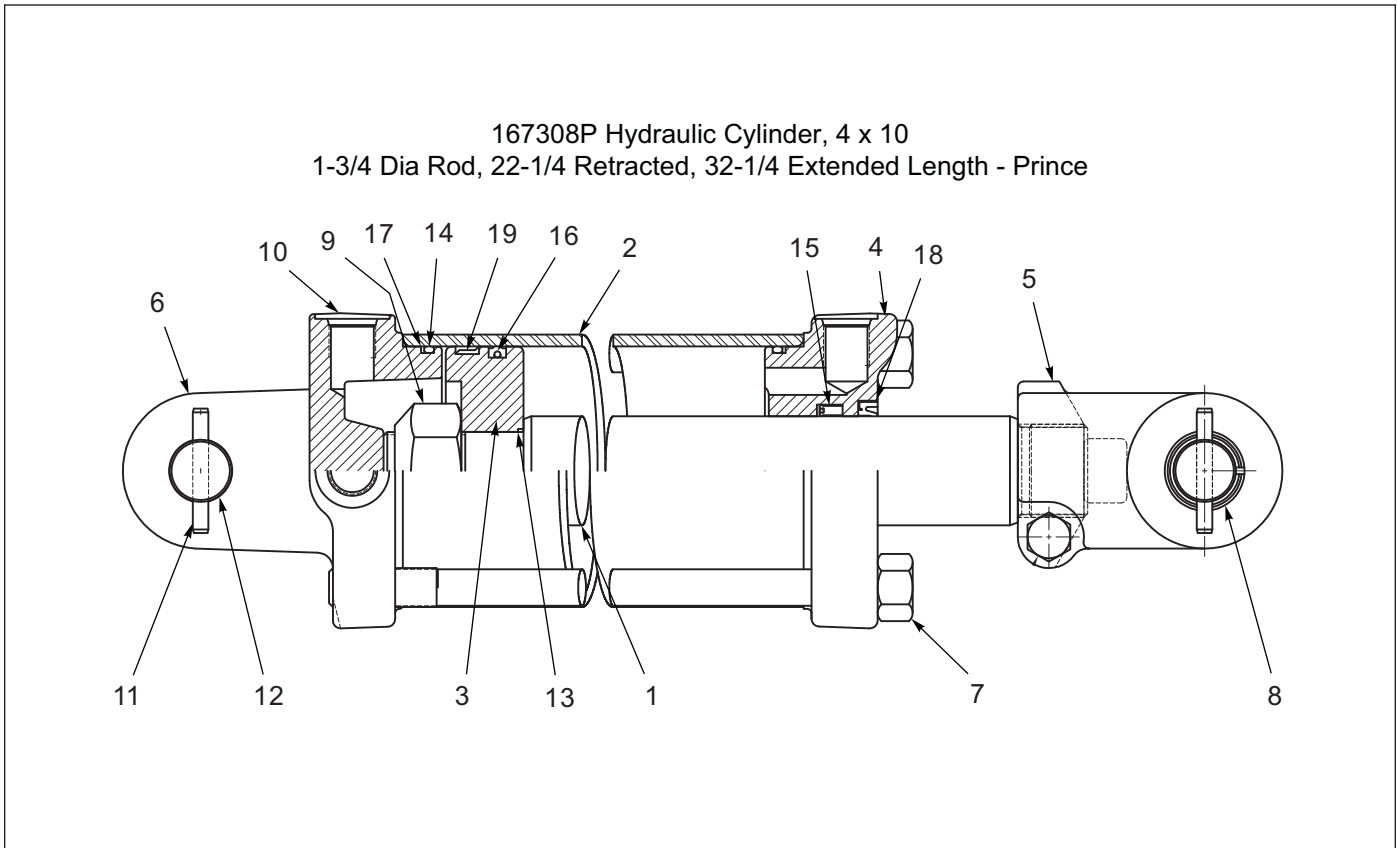
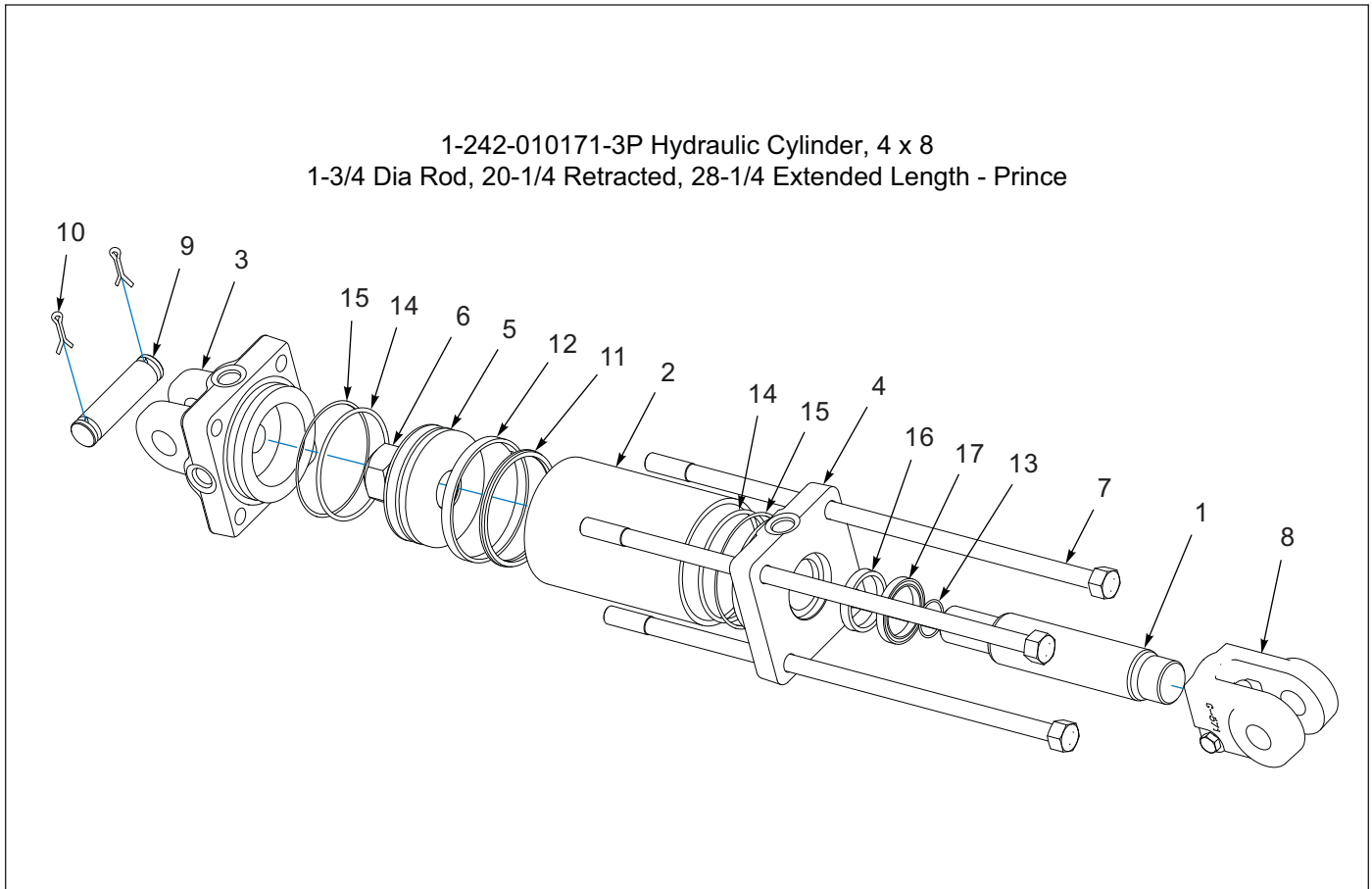


Figure 1-61: Hydraulic Cylinder, 4 x 10 - Prince

Hydraulic Cylinder, 4 x 10 - Prince

| ITEM | PART NUMBER | DESCRIPTION | QTY |
|------|-------------|--------------------------------------|-----|
| | 167308 | CYLINDER, HYDRAULIC 4 X 10 3000 PSI | 1 |
| 1 | 154099 | PISTON ROD | 1 |
| 2 | ----- | TUBE | 1 |
| 3 | ----- | PISTON | 1 |
| 4 | 154101 | GLAND | 1 |
| 5 | 154102 | CLEVIS ASSEMBLY | 1 |
| 6 | ----- | BUTT | 2 |
| 7 | ----- | TIEROD ASSEMBLY | 4 |
| 8 | ----- | BUSHING | 2 |
| 9 | ----- | LOCKNUT | 1 |
| 10 | ----- | SHIPPING PLUG | 3 |
| 11 | ----- | ROLL PIN | 4 |
| 12 | ----- | CLEVIS PIN | 2 |
| 13 | ----- | O-RING | 1 |
| 14 | ----- | O-RING | 2 |
| 15 | ----- | U-CUP | 1 |
| 16 | ----- | CROWN SEAL | 1 |
| 17 | ----- | BU-WASHER | 2 |
| 18 | ----- | WIPER | 1 |
| 19 | ----- | BEARING RING | 1 |
| 20 | 154104 | PACKING KIT (INCLUDES ITEMS 13 - 19) | 1 |

Hydraulic Cylinder, 4 x 8 - Prince



1-242-010171-3P Hydraulic Cylinder, 4 x 8
1-3/4 Dia Rod, 20-1/4 Retracted, 28-1/4 Extended Length - Prince

Figure 1-62: Hydraulic Cylinder, 4 x 8 - Prince

Hydraulic Cylinder, 4 x 8 - Prince

| ITEM | PART NUMBER | DESCRIPTION | QTY |
|------|----------------|------------------------------------|-----|
| | 1-242-010171-3 | CYLINDER, HYDRAULIC 4 X 8 3000 PSI | 1 |
| 1 | 011000318 | PISTON ROD | 1 |
| 2 | ----- | TUBE | 1 |
| 3 | ----- | BUTT | 1 |
| 4 | 162674 | GLAND | 1 |
| 5 | ----- | PISTON | 1 |
| 6 | ----- | LOCKNUT | 1 |
| 7 | ----- | TIEROD ASSEMBLY | 4 |
| 8 | 100000326 | CLEVIS ASSEMBLY | 1 |
| 9 | 190400035 | CLEVIS PIN | 2 |
| 10 | 110-4224 | COTTER PIN, 3/16 X 2 | 4 |
| 11 | ----- | CROWN SEAL | 1 |
| 12 | ----- | O-RING | 1 |
| 13 | ----- | O-RING | 2 |
| 14 | ----- | BU-WASHER | 2 |
| 15 | ----- | U-CUP | 1 |
| 16 | ----- | WIPER | 1 |
| 17 | ----- | BEARING RING | 1 |
| 18 | 1-242-010178-3 | PACKING KIT (INCLUDES ITEMS 11-17) | 1 |

Hydraulic Cylinder, 3-1/2 x 6 - Prince

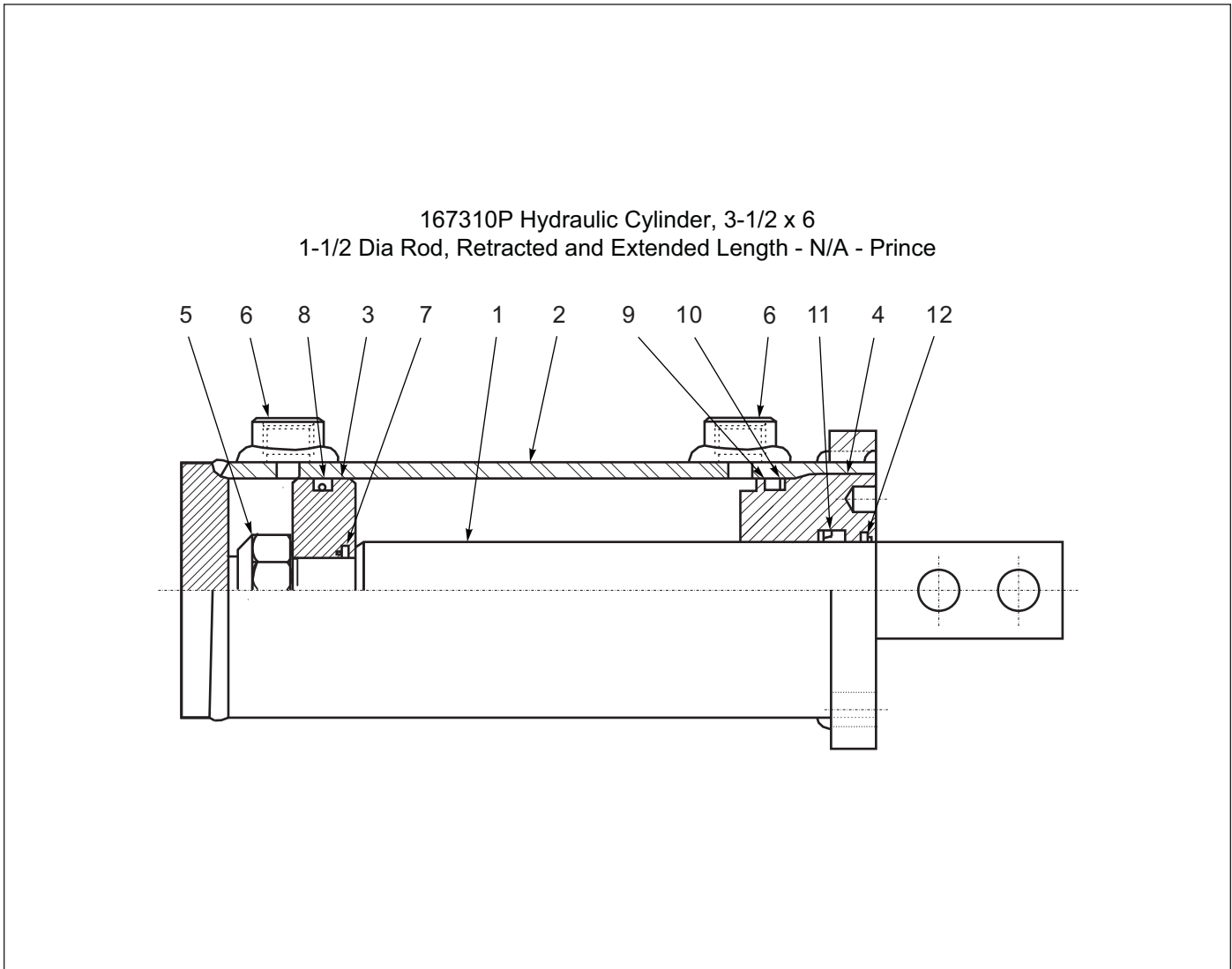


Figure 1-63: Hydraulic Cylinder, 3-1/2 x 6 - Prince

Hydraulic Cylinder, 3-1/2 x 6 - Prince

| ITEM | PART NUMBER | DESCRIPTION | QTY |
|------|-------------|-----------------------------------|-----|
| | 167310 | CYLINDER, HYDRAULIC 3-1/2" X 6" | 1 |
| 1 | 142803 | PISTON ROD | 1 |
| 2 | ----- | BUTT AND TUBE ASSEMBLY | 1 |
| 3 | ----- | PISTON | 1 |
| 4 | 142806 | GLAND | 1 |
| 5 | ----- | LOCKNUT | 1 |
| 6 | ----- | PORT PLUG | 2 |
| 7 | ----- | O-RING | 1 |
| 8 | ----- | CROWN SEAL | 1 |
| 9 | ----- | O-RING | 1 |
| 10 | ----- | BU-WASHER | 1 |
| 11 | ----- | U-CUP | 1 |
| 12 | ----- | CANNED WIPER | 1 |
| 13 | 142807 | PACKING KIT (INCLUDES ITEMS 7-12) | 1 |

Hydraulic Cylinder, 2-1/2 x 20 - Prince

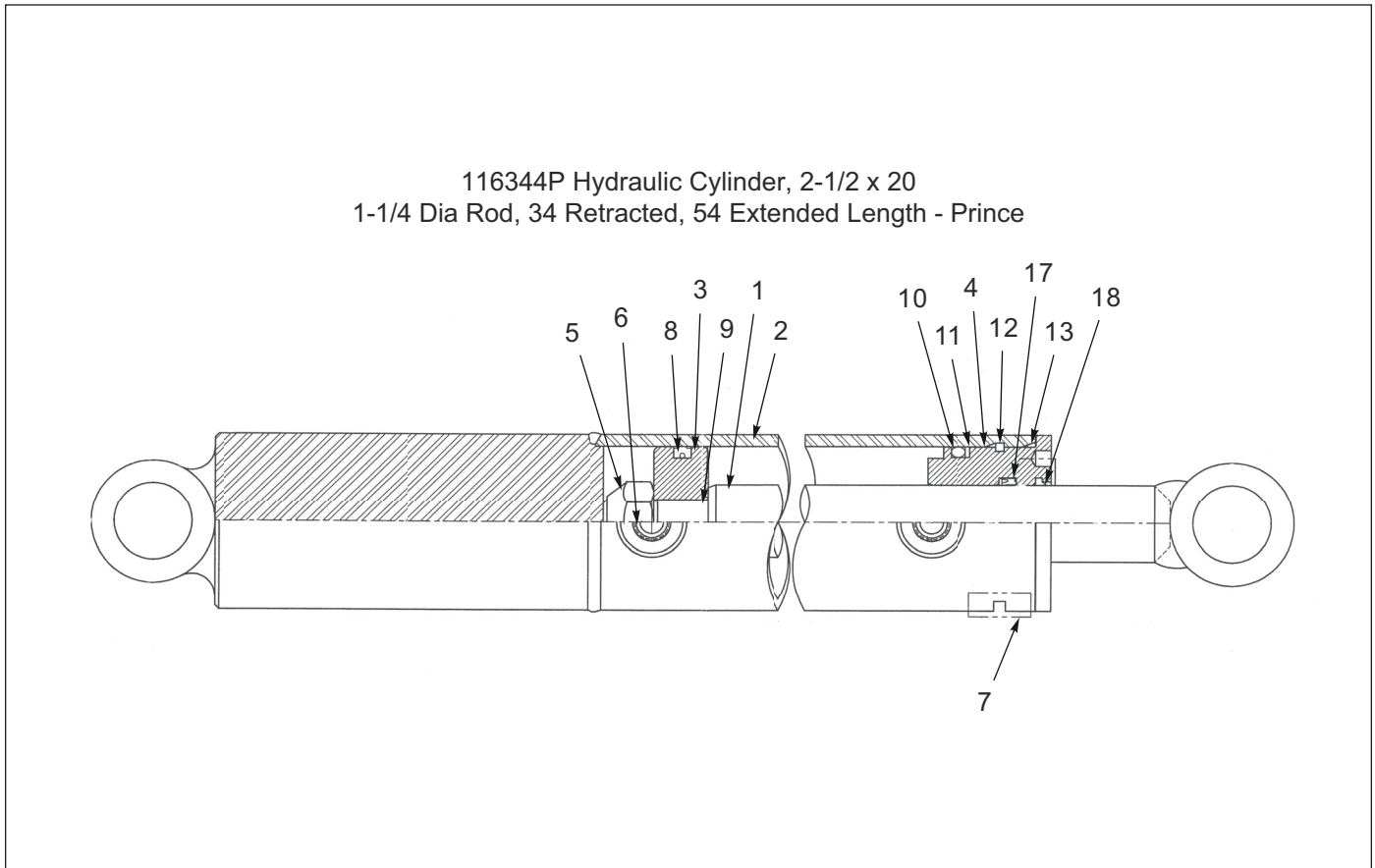


Figure 1-64: Hydraulic Cylinder, 2-1/2 x 20 - Prince

Hydraulic Cylinder, 2-1/2 x 20 - Prince

| ITEM | PART NUMBER | DESCRIPTION | QTY |
|------|-------------|--------------------------------|-----|
| | 116344 | CYLINDER, HYD 2-1/2 X 20 | 1 |
| 1 | 120802 | PISTON ROD ASSEMBLY | 1 |
| 2 | ----- | BUTT AND TUBE ASSEMBLY | 1 |
| 3 | 117512 | PISTON | 1 |
| 4 | 120803 | GLAND | 1 |
| 5 | ----- | LOCKNUT | 1 |
| 6 | ----- | PORT PLUG | 2 |
| 7 | ----- | SQUARE WIRE TAPE | 1 |
| 8 | ----- | CROWN SEAL | 1 |
| 9 | ----- | O-RING | 1 |
| 10 | ----- | O-RING | 1 |
| 11 | ----- | BU-WASHER | 1 |
| 12 | ----- | SQUARE RET. WIRE | 1 |
| 13 | ----- | O-RING | 1 |
| 14 | ----- | U-CUP | 1 |
| 15 | ----- | WIPER | 1 |
| 16 | ----- | INSTALLATION RING | 1 |
| 17 | ----- | U-CUP | 1 |
| 18 | ----- | WIPER | 1 |
| 19 | 117514 | SEAL KIT (INCLUDES ITEMS 8-18) | 1 |

Hydraulic Cylinder, 1-3/4 x 6 - Prince

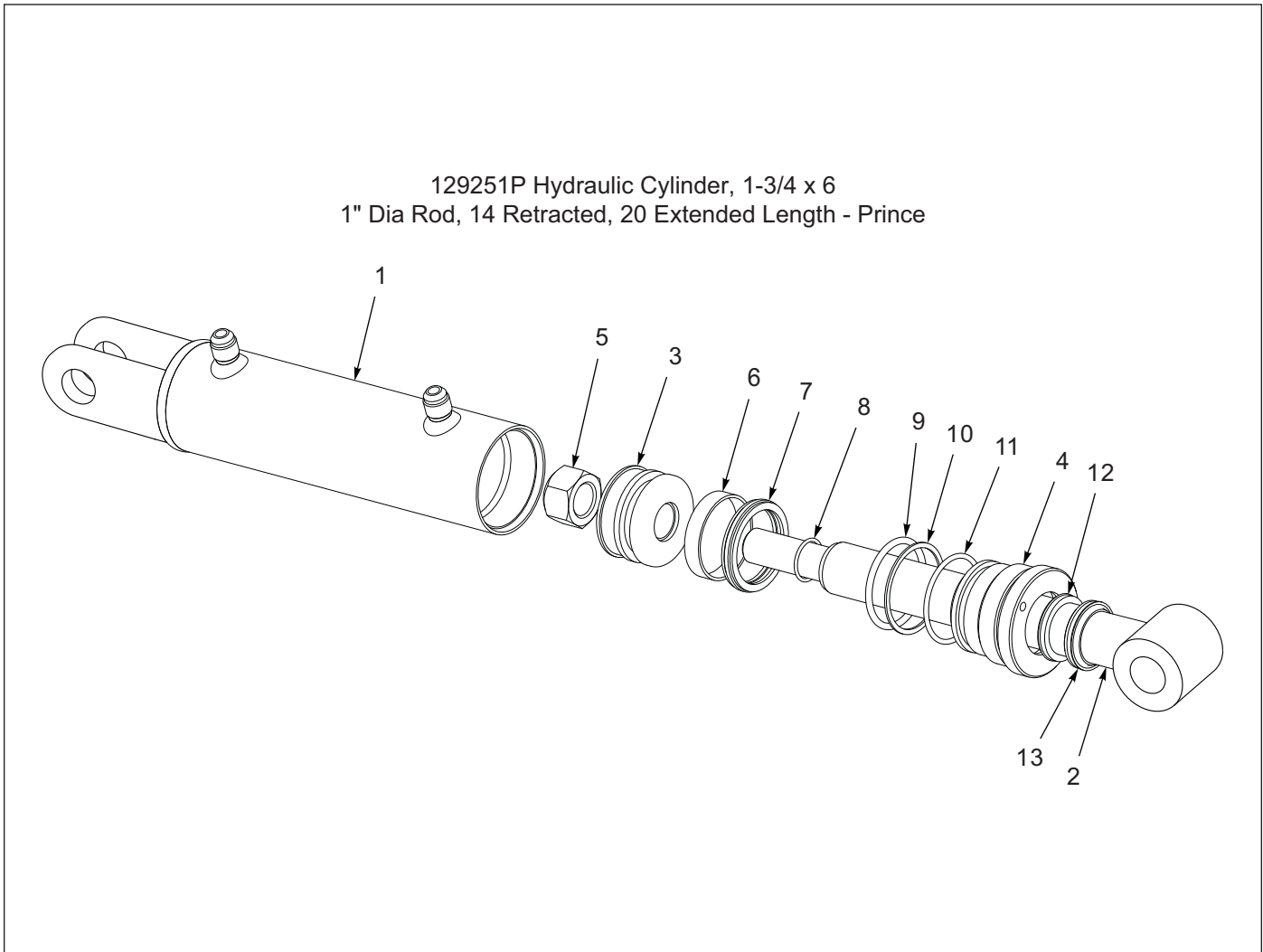


Figure 1-65: Hydraulic Cylinder, 1-3/4 x 6 - Prince

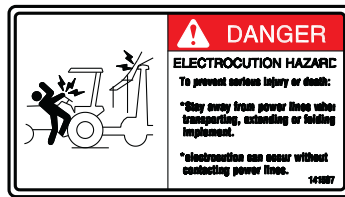
Hydraulic Cylinder, 1-3/4 x 6 - Prince

| ITEM | PART NUMBER | DESCRIPTION | QTY |
|------|-------------|----------------------------------|-----|
| | 129251 | CYLINDER, HYD 1-3/4 X 6 | 1 |
| 1 | ----- | BUTT AND TUBE ASSEMBLY | 1 |
| 2 | 169650 | PISTON ROD | 1 |
| 3 | ----- | PISTON | 1 |
| 4 | 169651 | GLAND | 1 |
| 5 | ----- | LOCKNUT | 1 |
| 6 | ----- | BEARING RING | 1 |
| 7 | ----- | CROWN SEAL | 1 |
| 8 | ----- | O-RING | 1 |
| 9 | ----- | O-RING | 1 |
| 10 | ----- | BU-WASHER | 1 |
| 11 | ----- | O-RING | 1 |
| 12 | ----- | U-CUP | 1 |
| 13 | ----- | WIPER | 1 |
| 14 | 131868 | PACKING KIT (INCLUDES ITEM 6-13) | 1 |

Decals



ITEM 1
1-573-010006



ITEM 2
141597



ITEM 3
144193



ITEM 6
2-573-010330-03



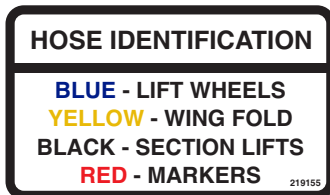
ITEM 4
155523



ITEM 5
2-573-010198



ITEM 7
2-573-010335



ITEM 4
219155



ITEM 9
170510



ITEM 18
8J309



ITEM 10
8-573-010084



ITEM 11
171606



ITEM 8
170509



ITEM 15
528934



ITEM 13
234507



ITEM 14
235621



ITEM 14
235624



ITEM 16
528933



ITEM 17
528938

Figure 1-66: Decals

Decals

| ITEM | PART NUMBER | DESCRIPTION | QTY |
|------|-----------------|------------------------------------------------------------------------------------------|-----|
| 1 | 1-573-010006 | PLACARD, NAME | 4 |
| 2 | 141597 | DECAL, DANGER ELECTROCUTION | 1 |
| 3 | 144193 | DECAL, SIS 20MPH | 1 |
| 4 | 155523 | DECAL, HOSE IDENTIFICATION | 1 |
| 4 | 219155 | DECAL, HOSE ID, 4630 W/MARKERS (ROW MARKERS ONLY) | 1 |
| 5 | 2-573-010198 | DECAL, MEMBER FEMA | 1 |
| 6 | 2-573-010330-03 | DECAL, LUBRICATION 50 HOURS | 4 |
| 7 | 2-573-010335 | DECAL, DANGER PINCHING | 1 |
| 8 | 170509 | DECAL, BRILLION LANDOLL 40" | 8 |
| 9 | 170510 | DECAL, BRILLION LANDOLL | 4 |
| 10 | 8-573-010084 | DECAL, WARNING BEFORE OPERATING | 1 |
| 11 | 171606 | DECAL, MODEL 4630 | 3 |
| 12 | 1410224 | DECAL, PINCH POINT (ROW MARKERS ONLY) | 2 |
| 13 | 234507 | DECAL, QR CODE, FLDNG SEEDER | 1 |
| 14 | 235621 | DECAL, QR CODE AG SEEDER (1 PER SEEDER) (SEE PAGE 1-31) | REF |
| 14 | 235624 | DECAL, QR CODE, LANDSCAP SEEDER (1 PER SEEDER) (SEE PAGE 1-31) | REF |
| 15 | 528934 | REFLECTOR, YELLOW, 2 X 9 | 8 |
| 16 | 528933 | REFLECTOR, RED, 2 X9 | 2 |
| 17 | 528938 | STRIPE, ORANGE | 2 |
| 18 | 8J309 | DECAL -'CAUTION' | 3 |
| 19 | 156010 | RIVET, BLIND .156 X 1/2 GRIP (HARDWARE FOR ITEM 1) (2 PER NAME PLACARD) | 8 |

Decal Placement

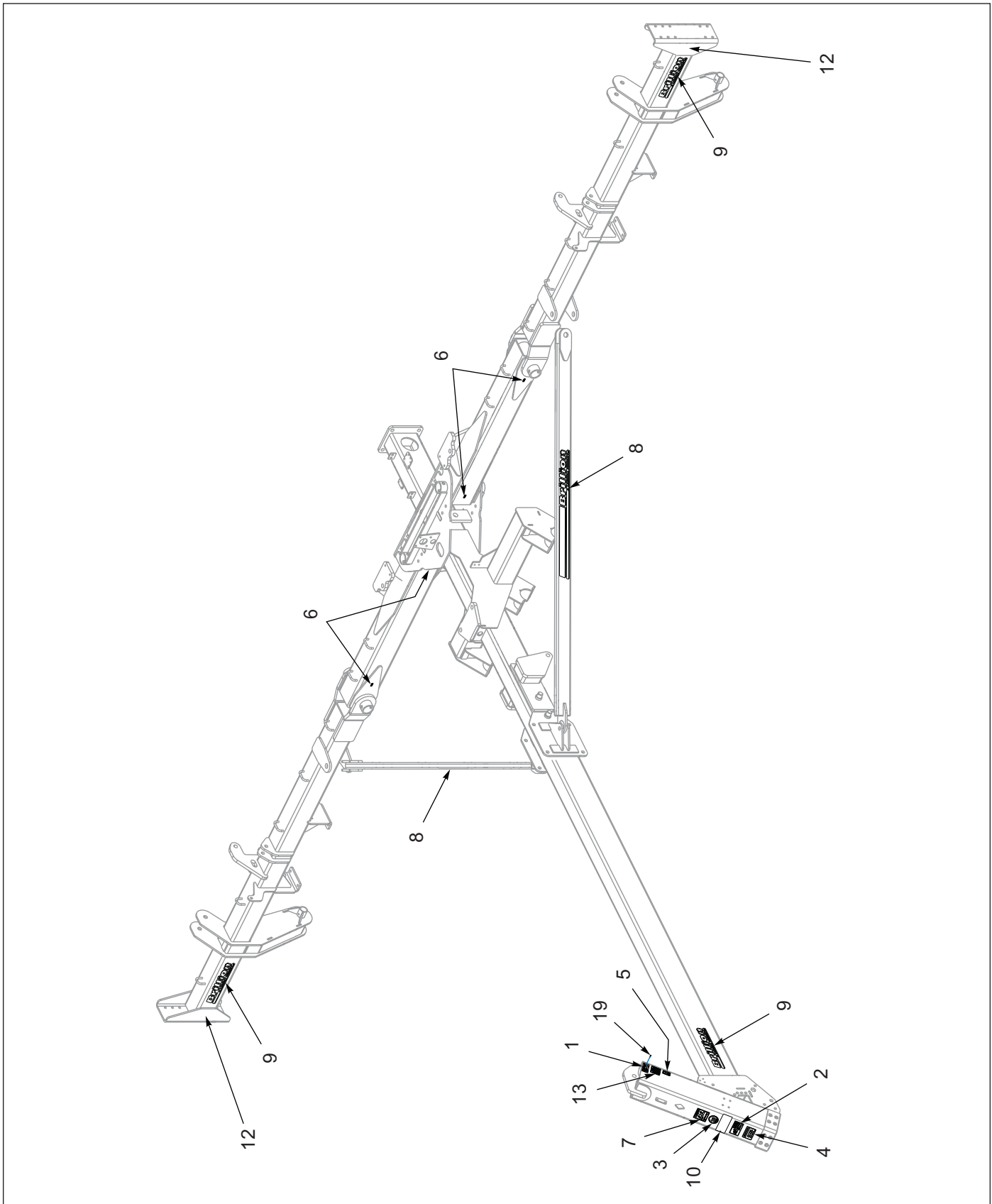


Figure 1-67: Decal Placement

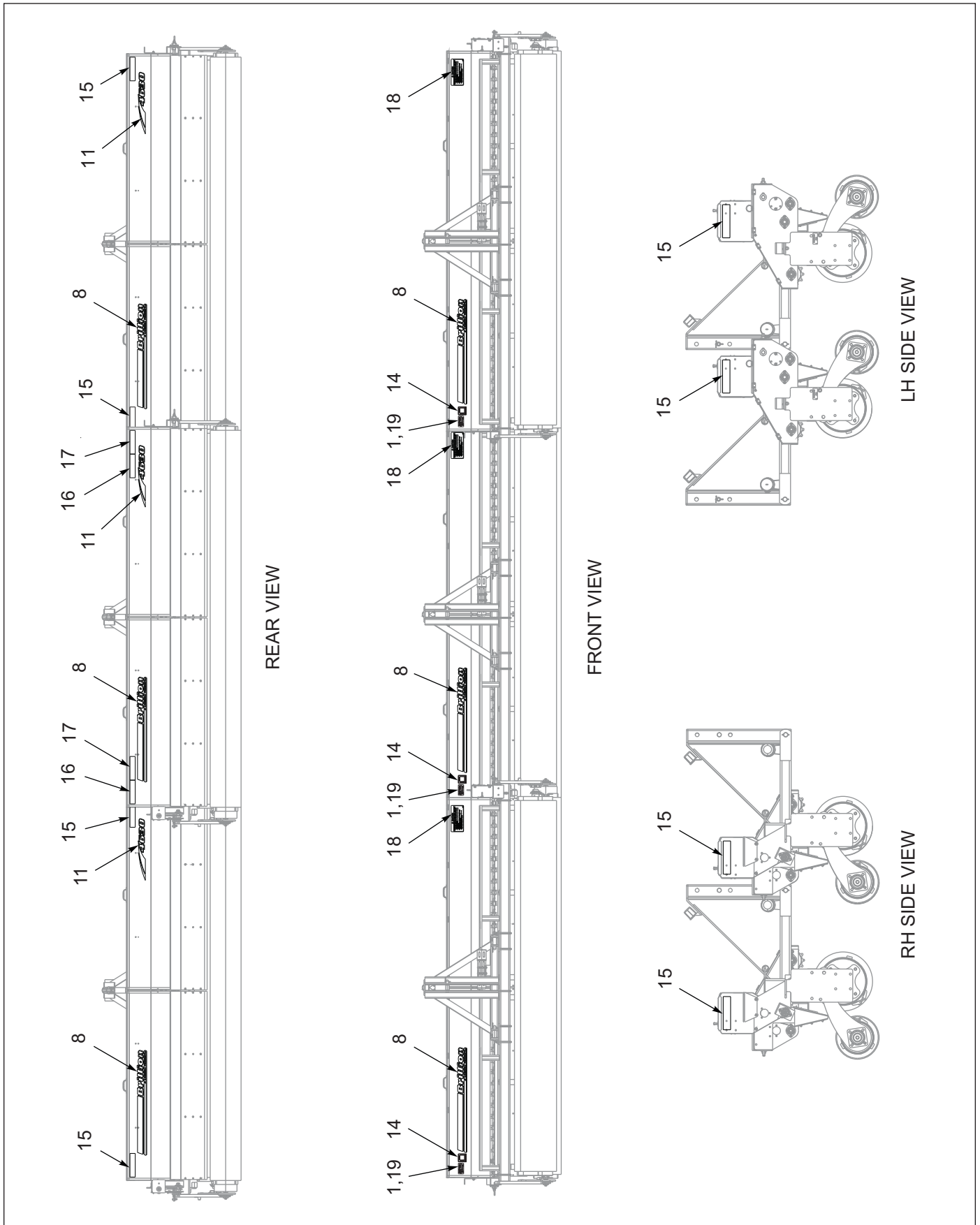


Figure 1-68: Decal Placement

Glossary

For clarity this glossary of industry standard abbreviations and their definitions are provided. For additional information, see instruction on the first page of the parts chapter or the last page of this manual.

A

ASM Assembly

B

BATT Battery
BHSC Button Head Socket Cap
BLK Black

C

CB Carriage Bolt
CONN Connector
CRG Carriage
CTSK Countersunk
CTWT Counterweight
CVR Cover
CYD Cylinder

D

DBL Double
DIA Diameter

E

ENCLSD Enclosed

F

FHCS Flanged Head Cap Screw
FHHCS Flanged Hex Head Cap Screw
FL OR FLG Flange
FLT Flat

G

GA Gauge

H

HHCS Hex Head Cap Screw
HCS High Carbon Steel
HD Head
HLCL Helical
HCSKT Hex Socket
HSFC Hex Socket Flat Countersunk
HYD Hydraulic

I

ID Inside Diameter

L

LH Lefthand
LKG OR LOCK Locking
LWR Lower

M

MANF Manifold
MNT Mount

N

NRW Narrow

 ----- Not Serviced Separately

O

OD Outside Diameter
OHG Overhead Guard
ORFS OR ORS O-Ring Seal
ORP OR ORB O-Ring Boss

P

P-STEER Power Steering
PTFE Polytetrafluoroethylene (Teflon)

R

RH Righthand
RND Round

S

SER Series
SHCS Socket Head Cap Screw
SHLD Shield
SKT Socket
SLFLKG Selflocking
SOC Socket
SPDT Single Pole Double Throw
SPR Spring
SQ Square
SRTD Serrated
SSCR Setscrew
SST Stainless Steel
STD Standard

U

UPR Upper

W

WHL Wheel
WLD OR WLDMT Weldment

Numerics

| | | | |
|--------------------|------------------------------------------------|--------------|------------------------------------|
| 011000318 | 1-89 | 116032 | 1-26 |
| 011000323 | 1-87 | 116034 | 1-26 |
| 100000326 | 1-86, 1-87, 1-89 | 116038 | 1-26 |
| 100545 | 1-11 | 116100 | 1-26 |
| 1-007-010025 | 1-86, 1-87 | 116254 | 1-26 |
| 100827 | 1-21 | 116337 | 1-26 |
| 100829 | 1-21 | 116339 | 1-26 |
| 101385 | 1-11, 1-15 | 116344 | 1-26, 1-30, 1-91 |
| 101988 | 1-15 | 116350 | 1-30 |
| 102-0322 .. | 1-30, 1-71, 1-73, 1-75, 1-77, 1-79, 1-81, 1-85 | 116354 | 1-26 |
| 102497 | 1-8 | 116355 | 1-26 |
| 102498 | 1-8, 1-16 | 116366 | 1-26 |
| 102499 | 1-8 | 116390 | 1-26 |
| 102600 | 1-8 | 116405 | 1-26 |
| 102601 | 1-8 | 116431 | 1-77 |
| 102602 | 1-8 | 116438 | 1-26 |
| 102603 | 1-8 | 116446 | 1-26 |
| 102604 | 1-8, 1-16 | 116447 | 1-26 |
| 104031 | 1-26 | 116489 | 1-73 |
| 104329 | 1-30 | 116490 | 1-73 |
| 105-0228 | 1-30, 1-57, 1-59 | 117163 | 1-85 |
| 107-0023 | 1-11 | 117186 | 1-26 |
| 1-076-010007 | 1-16 | 117512 | 1-91 |
| 1-076-010010 | 1-16 | 117514 | 1-91 |
| 108787 | 1-50, 1-54 | 119084 | 1-26 |
| 110-4224 | 1-89 | 120369 | 1-26 |
| 111-2590 | 1-26 | 120400 | 1-26 |
| 111789 | 1-86, 1-87 | 120802 | 1-91 |
| 111790 | 1-86, 1-87 | 120803 | 1-91 |
| 111863 | 1-86 | 121028 | 1-82 |
| 111868 | 1-86 | 122404 | 1-66 |
| 111912 | 1-86 | 122405 | 1-66 |
| 114616 | 1-3 | 122709 | 1-44 |
| | | 123096 | 1-19 |
| | | 123109 | 1-71, 1-73, 1-75, 1-77, 1-79, 1-81 |

| | | | |
|-----------------|------------------------------------------------|-----------------|------------------------------------------------------|
| 124032 | 1-46, 1-61 | 142806 | 1-90 |
| 1-242-010171-3 | 1-71, 1-85, 1-89 | 142807 | 1-90 |
| 1-242-010172-3 | 1-3, 1-71, 1-73, 1-75, 1-86 | 143066 | 1-16 |
| 1-242-010178-3 | 1-86, 1-87, 1-89 | 143916 | 1-3 |
| 1-242-010180-3 | 1-71, 1-77, 1-79, 1-81, 1-87 | 144002 | 1-8 |
| 124696 | 1-73 | 144003 | 1-5, 1-8 |
| 127806 | 1-71, 1-85 | 144010 | 1-11 |
| 129251 | 1-71, 1-77, 1-79, 1-81, 1-92 | 144012 | 1-11 |
| 1-298-010001-1 | 1-8, 1-13, 1-15, 1-16, 1-26 | 144057 | 1-11 |
| 131868 | 1-92 | 144086 | 1-73 |
| 13519 | 1-11 | 144113 | 1-6, 1-7 |
| 137601 | 1-77 | 144138 | 1-6, 1-7, 1-71, 1-73, 1-81 |
| 137602 | 1-73, 1-75, 1-81 | 144193 | 1-95 |
| 137654 | 1-66 | 144341 | 1-13, 1-15 |
| 139603 | 1-52 | 144355 | 1-3, 1-15 |
| 1-397-010369054 | 1-3, 1-75, 1-77, 1-79, 1-81 | 144356 | 1-5, 1-13 |
| 139974 | 1-66 | 144371 | 1-11, 1-13 |
| 140519 | 1-5 | 144372 | 1-15 |
| 140554 | 1-16 | 147552 | 1-15, 1-16 |
| 140599 | 1-11, 1-21 | 147584 | 1-73, 1-85 |
| 140645 | 1-16 | 150076 | 1-3 |
| 140893 | 1-30 | 150273 | 1-85 |
| 1410224 | 1-27, 1-95 | 1-510-010003-09 | 1-21 |
| 141197 | 1-16 | 1-511-010001-05 | 1-6, 1-7 |
| 141236 | 1-16 | 1-511-010001-07 | 1-26 |
| 141238 | 1-16 | 1-512-010005-01 | 1-3, 1-5, 1-6, 1-7, 1-39, 1-45, 1-71 |
| 141251 | 1-19 | 1-512-010005-03 | 1-26 |
| 141254 | 1-11 | 1-512-010005-05 | 1-3, 1-23, 1-26, 1-30, 1-33, 1-35, 1-37, 1-73 |
| 141434 | 1-3 | 1-512-010005-09 | 1-3, 1-5, 1-6, 1-7, 1-21, 1-23, 1-30, 1-71 |
| 1415918 | 1-57, 1-59 | 1-512-010005-13 | 1-6, 1-7, 1-11, 1-19, 1-21, 1-26, 1-33, 1-35, 1-37 |
| 141594 | 1-71, 1-73, 1-75, 1-77, 1-79, 1-81 | 1-512-010005-15 | 1-3, 1-5, 1-33, 1-35, 1-37, 1-71 |
| 141597 | 1-27, 1-95 | 1-512-010005-19 | 1-3, 1-11, 1-13, 1-15, 1-19, 1-21 |
| 141808 | 1-15 | 1-512-010007-05 | 1-48, 1-50, 1-51, 1-54, 1-60, 1-62, 1-63, 1-64, 1-65 |
| 141826 | 1-71, 1-77, 1-79, 1-81 | 1-512-010007-06 | 1-26, 1-46, 1-61 |
| 141828 | 1-30, 1-71, 1-73, 1-75, 1-77, 1-79, 1-81, 1-85 | 1-512-010007-07 | 1-23, 1-47, 1-49, 1-52, 1-53, 1-55 |
| 141866 | 1-16 | | |
| 141878 | 1-30, 1-73, 1-75, 1-77, 1-79, 1-81, 1-85 | | |
| 142803 | 1-90 | | |

| | | | |
|-----------------|------------------------|-----------------|---------------------------------------------------------|
| 1-512-010007-09 | 1-23, 1-26, 1-44 | 162674 | 1-89 |
| 151273 | 1-41, 1-43, 1-57, 1-66 | 1-630-010021-03 | 1-3 |
| 151533 | 1-3 | 164293 | 1-19 |
| 1-516-010001-20 | 1-8, 1-16 | 164315 | 1-21 |
| 1-516-010001-27 | 1-11, 1-13, 1-15 | 1-647-010004217 | 1-61 |
| 153621 | 1-85 | 1-647-010004240 | 1-5, 1-11, 1-13, 1-15 |
| 153696 | 1-3 | 1-647-010004257 | 1-11, 1-13, 1-15 |
| 153827 | 1-5 | 165287 | 1-71, 1-85 |
| 153841 | 1-73, 1-81, 1-85 | 1-654-010047-06 | 1-3, 1-39 |
| 153859 | 1-3, 1-13, 1-15 | 1-654-010047-10 | 1-5, 1-6, 1-7, 1-71 |
| 154099 | 1-88 | 1-654-010049-05 | 1-26, 1-61 |
| 154101 | 1-88 | 1-654-010049-08 | 1-46 |
| 154102 | 1-88 | 1-654-010049-09 | 1-61 |
| 154104 | 1-88 | 1-654-010051-05 | 1-23, 1-30, 1-47, 1-49, 1-52, 1-53, 1-55, 1-77, 1-82 |
| 154851 | 1-66 | 1-654-010051-06 | 1-49, 1-53, 1-55 |
| 154852 | 1-66 | 1-654-010051-07 | 1-26, 1-47 |
| 154853 | 1-3 | 1-654-010051-11 | 1-26, 1-33, 1-35, 1-37 |
| 154888 | 1-11 | 1-654-010051-13 | 1-3, 1-23, 1-30, 1-73 |
| 154994 | 1-21 | 1-654-010055-01 | 1-3 |
| 154995 | 1-21 | 1-654-010055-02 | 1-44 |
| 154997 | 1-21, 1-23 | 1-654-010055-03 | 1-3 |
| 154998 | 1-21 | 1-654-010055-04 | 1-30 |
| 155002 | 1-21 | 1-654-010055-05 | 1-5, 1-6, 1-7, 1-71 |
| 155005 | 1-21 | 1-654-010055-09 | 1-6, 1-7 |
| 155523 | 1-95 | 1-654-010055-11 | 1-71 |
| 155528 | 1-71, 1-73, 1-75 | 1-654-010055-14 | 1-5 |
| 155529 | 1-71, 1-77, 1-79, 1-81 | 1-654-010059-05 | 1-26 |
| 155530 | 1-71, 1-85 | 1-654-010059-06 | 1-33, 1-35, 1-37 |
| 1-557-010327 | 1-19, 1-21 | 1-654-010059-09 | 1-6, 1-7 |
| 1-557-010362-40 | 1-8, 1-26, 1-71 | 1-654-010059-11 | 1-26 |
| 1-557-010362-51 | 1-8, 1-16 | 1-654-010059-14 | 1-35, 1-37 |
| 1-557-010362-63 | 1-26 | 1-654-010059-16 | 1-21 |
| 155927 | 1-21 | 1-654-010061-05 | 1-3, 1-5, 1-71 |
| 155956 | 1-21 | 1-654-010065-08 | 1-13 |
| 155971 | 1-21 | 1-654-010065-15 | 1-11, 1-13, 1-15 |
| 156010 | 1-95 | 1-654-010070-02 | 1-21 |
| 1-573-010006 | 1-95 | 1-654-010070-11 | 1-21, 1-26 |
| 161536 | 1-3 | | |

| | | | |
|-----------------|------------------|--------|------------------------------------|
| 1-654-010070-13 | 1-21, 1-23 | 167308 | 1-71, 1-73, 1-75, 1-88 |
| 1-654-010070-14 | 1-21 | 167310 | 1-6, 1-7, 1-71, 1-73, 1-81, 1-90 |
| 1-654-010125-09 | 1-19 | 167311 | 1-5 |
| 166297 | 1-66 | 167312 | 1-11 |
| 166298 | 1-66 | 167313 | 1-11 |
| 166503 | 1-11, 1-13, 1-15 | 167314 | 1-5 |
| 166504 | 1-11, 1-13, 1-15 | 167315 | 1-5 |
| 166505 | 1-13 | 167316 | 1-7 |
| 166506 | 1-11, 1-13 | 167317 | 1-6, 1-7 |
| 166510 | 1-19 | 167318 | 1-6, 1-7 |
| 166511 | 1-19 | 167319 | 1-6, 1-7 |
| 166529 | 1-19 | 167320 | 1-6, 1-7 |
| 166533 | 1-13 | 167321 | 1-3 |
| 166534 | 1-30 | 167322 | 1-3, 1-73, 1-77, 1-79 |
| 166538 | 1-77, 1-79, 1-81 | 167323 | 1-3 |
| 166544 | 1-71 | 167324 | 1-3 |
| 166547 | 1-77, 1-79, 1-81 | 167325 | 1-71 |
| 166549 | 1-77, 1-79, 1-81 | 167326 | 1-11 |
| 166556 | 1-19 | 169650 | 1-92 |
| 166565 | 1-19 | 169651 | 1-92 |
| 167272 | 1-3, 1-5 | 169958 | 1-30 |
| 167277 | 1-19 | 169959 | 1-30 |
| 167281 | 1-11, 1-13, 1-15 | 169960 | 1-30 |
| 167282 | 1-11, 1-13, 1-15 | 169961 | 1-73, 1-81 |
| 167287 | 1-15 | 169962 | 1-73, 1-81 |
| 167288 | 1-11 | 169963 | 1-73, 1-75, 1-77, 1-79, 1-81, 1-85 |
| 167289 | 1-26 | 169970 | 1-23 |
| 167292 | 1-26 | 169971 | 1-23 |
| 167294 | 1-21 | 169974 | 1-26 |
| 167295 | 1-23 | 169975 | 1-26 |
| 167296 | 1-17 | 170509 | 1-95 |
| 167297 | 1-11, 1-15, 1-17 | 170510 | 1-95 |
| 167298 | 1-9 | 170899 | 1-23 |
| 167299 | 1-5, 1-9 | 170903 | 1-23 |
| 167302 | 1-26 | 170905 | 1-23 |
| 167303 | 1-26 | 170909 | 1-23 |
| 167306 | 1-26 | 170912 | 1-21 |
| 167307 | 1-26 | 170915 | 1-21 |

| | | | |
|--------|------------------------------------------------------|-----------------|------------------------------------------------------------|
| 170918 | 1-21 | 185979 | 1-57, 1-59 |
| 170928 | 1-21 | 185982 | 1-61 |
| 170929 | 1-21 | 185983 | 1-57, 1-59 |
| 170935 | 1-21 | 185985 | 1-50, 1-63 |
| 170937 | 1-21 | 185989 | 1-60 |
| 170938 | 1-21 | 1-861-010005 | 1-8 |
| 170939 | 1-21 | 1-861-010032-02 | 1-44, 1-45, 1-46, 1-48, 1-50, 1-51, 1-54 |
| 170941 | 1-21 | 1-861-010032-06 | 1-45, 1-48, 1-50 |
| 171606 | 1-95 | 1-861-010032-07 | 1-3, 1-51, 1-54 |
| 171633 | 1-26, 1-30 | 1-861-010032-08 | 1-46, 1-61 |
| 171635 | 1-15 | 1-861-010032-11 | 1-3, 1-26, 1-30, 1-47, 1-49, 1-52, 1-53, 1-55 |
| 172935 | 1-60, 1-62, 1-63, 1-64, 1-65 | 1-861-010032-15 | 1-21 |
| 172973 | 1-30 | 1-861-010032-19 | 1-21 |
| 174366 | 1-73 | 1-861-010032-20 | 1-71 |
| 174399 | 1-41, 1-43, 1-47, 1-49, 1-52, 1-53, 1-55 | 1-861-010032-21 | 1-33, 1-35, 1-37 |
| 174419 | 1-41, 1-43, 1-44, 1-45, 1-46, 1-48, 1-50, 1-51, 1-54 | 1-861-010032-24 | 1-3, 1-19 |
| 174434 | 1-41, 1-43 | 1-861-010032-32 | 1-11, 1-13, 1-15 |
| 174435 | 1-39 | 1-861-010034-09 | 1-45, 1-48, 1-50, 1-51, 1-54, 1-60, 1-62, 1-63, 1-64, 1-65 |
| 174436 | 1-39 | 1-861-010034-10 | 1-26, 1-46, 1-61 |
| 174437 | 1-39, 1-57, 1-59 | 1-861-010034-11 | 1-23, 1-30, 1-47, 1-49, 1-52, 1-53, 1-55, 1-77, 1-82 |
| 176558 | 1-73 | 1-861-010034-13 | 1-3, 1-23, 1-26, 1-44 |
| 176897 | 1-30 | 190400035 | 1-89 |
| 178513 | 1-39 | 191382 | 1-37 |
| 178514 | 1-39, 1-57, 1-59 | 191383 | 1-35 |
| 179511 | 1-6 | 191881 | 1-35, 1-37 |
| 179512 | 1-6 | 192971 | 1-11 |
| 179533 | 1-11, 1-13, 1-15 | 194102 | 1-67 |
| 179534 | 1-13 | 194103 | 1-67 |
| 185943 | 1-61 | 194104 | 1-67 |
| 185944 | 1-57, 1-59, 1-60, 1-61, 1-62, 1-63, 1-64, 1-65 | 194105 | 1-67 |
| 185946 | 1-62, 1-64, 1-65 | 194106 | 1-67 |
| 185948 | 1-63 | 194107 | 1-67 |
| 185950 | 1-60 | 194108 | 1-67 |
| 185951 | 1-62, 1-64, 1-65 | 194109 | 1-67 |
| 185975 | 1-57, 1-59 | 194110 | 1-67 |
| 185976 | 1-39, 1-57, 1-59 | | |
| 185978 | 1-46, 1-61 | | |

| | | | |
|---------------------------------------------------------------------|------------------------------|-------------------------------------------------------------------------------|------------------------------|
| 194111 | 1-67 | 233483 | 1-41, 1-43 |
| 194744 | 1-67 | 233485 | 1-44 |
| 194745 | 1-67 | 233490 | 1-47, 1-49, 1-52, 1-53, 1-55 |
| 194840 | 1-66 | 233496 | 1-45, 1-48, 1-51, 1-54 |
| 194841 1-41, 1-43, 1-47, 1-49, 1-52, 1-53, 1-55, 1-66 | | 234115 1-44, 1-45, 1-46, 1-47, 1-48, 1-49, 1-50, 1-51, 1-52, 1-53, 1-54, 1-55 | |
| 194903 | 1-66 | 234192 | 1-48, 1-51, 1-54 |
| 194904 | 1-66 | 234193 | 1-45 |
| 195196 | 1-82 | 234194 | 1-46 |
| 195198 | 1-82 | 234195 | 1-47, 1-49, 1-52, 1-53, 1-55 |
| 198773 | 1-82 | 234196 | 1-51 |
| 198774 | 1-77, 1-82 | 234453 | 1-39 |
| 198775 | 1-82 | 234484 | 1-45 |
| 1C357 1-45, 1-48, 1-51, 1-60, 1-62, 1-63, 1-64, 1-65 | | 234485 | 1-48, 1-51 |
| 1P995 | 1-30 | 234488 | 1-50, 1-54 |
| 202702-6-6S | 1-30 | 234507 | 1-95 |
| 202702-6-8S | 1-71, 1-73, 1-81 | 235621 | 1-95 |
| 202702-8-8S 1-71, 1-73, 1-75, 1-77, 1-79, 1-81, 1-85 | | 235624 | 1-95 |
| 203003-8-8S | 1-77 | 2-368-010287 | 1-39 |
| 203005-8-8S 1-71, 1-73, 1-75, 1-77, 1-79, 1-81, 1-85 | | 2-375-010602 | 1-3 |
| 204384 | 1-17 | 2-406-010073 | 1-8 |
| 2061-8-8S | 1-77 | 2-474-010022 | 1-71, 1-85 |
| 2062-8-8S . . . 1-3, 1-30, 1-71, 1-73, 1-75, 1-77, 1-79, 1-81, 1-85 | | 2-573-010198 | 1-95 |
| 2071-8-8S | 1-30, 1-71, 1-77, 1-79, 1-81 | 2-573-010330-03 | 1-27, 1-95 |
| 207619 | 1-57, 1-59 | 2-573-010335 | 1-95 |
| 207620 | 1-57, 1-59 | 2-798-010106 | 1-9 |
| 210606 | 1-16 | 2P793 | 1-19 |
| 2-150-010008 | 1-5, 1-13, 1-15, 1-19 | 2P794 | 1-19 |
| 2-181-010001 | 1-3, 1-30, 1-73, 1-77, 1-79 | 2P986 | 1-21, 1-23 |
| 219155 | 1-30, 1-95 | 4000671 | 1-66 |
| 220000212 | 1-86, 1-87 | 4001060 | 1-8 |
| 233476 | 1-44 | 4001294 | 1-57, 1-66 |
| 233477 | 1-41, 1-43 | 415 | 1-17 |
| 233478 | 1-41, 1-43 | 4J918 | 1-23 |
| 233479 | 1-41, 1-43 | 4K956 | 1-41, 1-43, 1-44, 1-57, 1-59 |
| 233480 | 1-41, 1-43 | 528933 | 1-95 |
| 233481 | 1-41, 1-43 | 528934 | 1-95 |
| 233482 | 1-41, 1-43 | 528938 | 1-95 |

| | |
|--------------------|------------------------------------------|
| 5K156 | 1-44 |
| 5K226 | 1-44 |
| 5K227 | 1-44 |
| 5K262 | 1-44, 1-45, 1-46, 1-48, 1-50, 1-51, 1-54 |
| 6D529 | 1-21 |
| 6K891 | 1-33 |
| 70239854 | 1-3, 1-15 |
| 70592442 | 1-3 |
| 70593063 | 1-27 |
| 71508954 | 1-85 |
| 71508982 | 1-79 |
| 71508985 | 1-73, 1-75 |
| 71508987 | 1-75 |
| 71508988 | 1-3, 1-75 |
| 71508991 | 1-77 |
| 71508992 | 1-77, 1-79, 1-81 |
| 71509000 | 1-85 |
| 7D642 | 1-71 |
| 7K286 | 1-19 |
| 7K528 | 1-33, 1-35 |
| 7K529 | 1-33, 1-37 |
| 7K533 | 1-33, 1-35, 1-37 |
| 7K678 | 1-57, 1-59 |
| 8-102-010019 | 1-27 |
| 8-102-010043 | 1-21 |
| 830025 | 1-27 |
| 8-573-010084 | 1-95 |
| 8J309 | 1-95 |
| 9K616 | 1-21 |
| 9K746 | 1-39 |
| 9K815 | 1-39 |
| 9K817 | 1-39 |
| 9K822 | 1-39 |
| 9K823 | 1-39 |
| 9K825 | 1-39 |

T

| | |
|-------------|-----|
| TR416 | 1-9 |
|-------------|-----|

W

| | |
|-----------------|------|
| W933037-4 | 1-71 |
|-----------------|------|

Instructions for Ordering Parts

**** Repair parts must be ordered through an authorized dealer ****

**BEFORE CALLING YOUR DEALER,
HAVE THE SERIAL NUMBER AND MODEL OF YOUR HITCH AND/OR INDIVIDUAL SEEDER.**

DEALER INSTRUCTIONS FOR ORDERING PARTS FROM LANDOLL PARTS DISTRIBUTION CENTER

PHONE #: 800-423-4320 OR 785-562-5381

FAX #: 888-527-3909

ORDER ONLINE: Dealer.landoll.com

IDENTIFICATION PLATE

See Figure below for the Identification Plate, which lists the model and serial number of the equipment. The 4630-36 Folding Seeder includes 4 Identification Plates, (1) 4630-36 ID Plate on the left side of the Hitch, and (3) Seeder ID Plates, located on the front, right hand side of each seeder

SERIAL NUMBER NOMENCLATURE

The serial number for the 4630-36 Folding Seeder is located on the ID Plate. The Seeder ID Plates will list Model Number of the individual Seeders and the same serial number as the Hitch followed by a "L", "C", or "R" to indicate position on the machine (Left, Center or Right). The following information will help decode the Landoll serial number.

ASD2100100 = xxmyysssss

| | |
|--------------|----------------------------------------------------------------------------|
| xx | = model series (i.e. "AS" for all Agriculture Seeders) |
| m | = month of manufacture (ex. "D" means April. The letter I is not used.) |
| yy | = last digits of the year manufactured (ex. "21" means 2021) |
| sssss | = Sequential number used to track warranty and service information. |



Figure 4-1: Identification Plate

Manuals for 4630-36 Folding Seeder

| Manual Number | Manual Type |
|---------------|-------------------|
| F-640 | Operator's Manual |
| F-641 | Parts Manual |

Document Control Revision Log:

| Date | Form # | Improvement(s): Description and Comments |
|------------|------------|---------------------------------------------------------------------------------------------------------------------------------------------------|
| | F-641-0513 | |
| 12/13/2013 | F-641-1213 | |
| 06/01/2015 | F-641-0615 | |
| 02/01/2016 | F-641-0216 | |
| 02/2022 | F-641-0222 | ECN 46900, 47187, 47696, 47707 - Add Brillion Elite Mini Monitor by Loup ECN 47474 - Add QR Code Decals ECN 47836 - Manual Canister Changes |
| | | |



Intertek

Equipment from Landoll Company, LLC is built to exacting standards ensured by ISO 9001 registration at all Landoll manufacturing facilities.

Model 4630-36 Folding Seeder Parts Manual

Re-Order Part Number F-641

LANDOLL COMPANY, LLC

1900 North Street

Marysville, Kansas 66508

(785) 562-5381

800-428-5655 ~ **WWW.LANDOLL.COM**



Copyright 2022. Landoll Company, LLC

“All rights reserved, including the right to reproduce this material or portions thereof in any form.”

