

Vertical Tillage

EXCELERATOR® 8005



www.KuhnNorthAmerica.com



Invest in Quality®

ACCELERATE RESIDUE BREAKDOWN

ONE PASS

The KUHN Krause Excelelator® Vertical Tillage System provides exceptional residue cutting, soil and residue mixing and seedbed preparation in one pass, utilizing an exclusive 4-step process.

SOLUTIONS

True vertical tillage delivers residue cutting and soil mixing without soil shearing or smearing in the critical zone for seed placement and young seedling root development.

YOU DECIDE

This exclusive 4-step process makes the Excelelator one of the only vertical tillage systems to provide operators a choice:

- Move soil laterally to fill ruts and smooth fields following less than ideal harvest conditions.
- Leave more residue to meet requirements for highly erodible land (HEL) conditions.

VERTICAL TILLAGE SYSTEM EXCELERATOR 8005 in brief

Models	Working Width	Number of Blades	Weight (lbs / kg)
8005-11	11'	37	9,502 / 4 310
8005-14	14'	45	11,264 / 5 109
8005-20	20'	65	17,063 / 7 740
8005-25	25'	77	19,809 / 8 985
8005-30	30'	93	23,165 / 10 507
8005-34	34'	105	27,930 / 12 669
8005-40	40'	121	32,315 / 14 658
8005-50	50'	153	42,050 / 19 074



VERTICAL TILLAGE SYSTEM

EXCLUSIVE 4-STEP PROCESS

1 CAPTURE AND SLICE

Excalibur® VT (Vertical Tillage) blades, with their distinctive scalloped edge, capture and slice residue into planter-manageable sizes. This exclusive 32-flute design easily penetrates soil, creates small clod size and begins the soil and residue mixing process.



2 CUT AND REMOVE

In this high-speed process adjustable gang angles with Excalibur VT blades on 8' spacing remove the maximum amount of uncut soil at shallow depth settings, while minimizing furrowing and ridging for a smooth field finish.

3 MIX AND ANCHOR

Exclusive to Kuhn Krause, rotary Star Wheel™ treaders aggressively mix soil and residue, pulverize large clods, remove soil from disturbed root balls and anchor residue into the soil surface.

4 SIZE AND FIRM

The proven 24/7® soil conditioning reel delivers clod sizing and firming for this high-speed operation.



EXCALIBUR® VT VERTICAL TILLAGE BLADE



CAPTURE AND SLICE RESIDUE

Soil movement and residue mixing are varied by adjusting the gangs from 1° (maximum residue retention) to 5° (maximum soil movement, leveling and residue mixing). Hydraulic gang angle adjustment is available as an option. Excalibur VT blades are designed to wear on both sides of the blade at these settings, maintaining a sharp edge over time. These shallow angles prevent soil roll and inversion, distinguishing the Excelerator's performance from competitive units based on older disc harrow technology with typical gang angles from 10° to 22°.

CUT AND REMOVE


The second gang of Excalibur VT blades are indexed to the front 8" spaced blades to remove the maximum amount of uncut soil at shallow depth settings. This provides uniform tillage without smearing or compacting the critical seed zone required for consistent seedling root development. During this process, soil and residue are lifted above the surface and propelled by the fluted blades into the next step of this exceptional vertical tillage process. The unique design of the Excalibur VT blades minimizes furrowing and ridging, leaving a smooth field pass-to-pass.





KUHN KRAUSE EXCLUSIVE STAR WHEEL™ TREADERS

Aggressively mix soil and residue, pulverize large clods, level and anchor residue into the soil surface. This action protects residue from blowing winds or washing rains, and begins the decomposition of residue into valuable organic matter.




SMOOTH, EVEN PLANTING SURFACE

The Star Wheel™ treaders assist in breaking out any remaining uncut soil between blade paths providing a smooth, even surface for planter row units to place seeds consistently in the seed zone. Constant flow hydraulic-adjustable gangs are spring cushioned to contour over varying field conditions, evenly distributing residue across the soil surface for a uniform finish.



HEAVY-DUTY 24/7® CONDITIONING REEL

The proven 24/7 soil conditioning reel delivers clod sizing and firming for this high-speed operation. The 24/7 reel also offers the convenience of “floating” with a simple in-field adjustment, allowing continued operation in higher soil moisture conditions.



TWO HEAVY-DUTY REEL OPTIONS AVAILABLE

Available with flat blades for maximum clod sizing in hard soil conditions or round bars for increased soil firming in loamy soil conditions, this effective component completes a superior finish to any field.


MAINTENANCE-FREE BEARINGS



Excalibur® VT gang bearing



Star Wheel™ treader bearing




24/7® reel bearing



Spherical pivot bearing

- No daily grease maintenance required for the new PEER® TILLXTREME™ maintenance free bearings, now incorporated into the Excalibur® VT gang assemblies, Star Wheel™ treaders and 24/7® conditioning reels.
- Spherical pivot bearing for each walking beam assembly requires no grease, along with rocker and wing hinge pivots.

ADDITIONAL FEATURES



GUARDIAN HITCH™

This exclusive option guards against stress on the tractor drawbar and implement frame. Lateral drawbar forces are transferred through the hitch pivot, where shock load from steering input is dampened by urethane blocks.



HITCH OPTIONS

Rigid models offer a choice between an articulating ball CAT III or a combination C-Clevis. Larger models are equipped with either CAT IV or CAT V articulating ball cast hitches.



SINGLE-POINT DEPTH CONTROL

Blade depth is conveniently controlled with the crank adjustable depth stop located at the front of the machine. View working depth on the easy-to-read scale.



STAR WHEEL™ HYDRAULICS

Live hydraulic action keeps treaders in contact with soil contours maintaining uniform operational pressure across the width of the machine. This allows for superior soil leveling and residue mixing.



HYDRAULIC WING DOWN-PRESSURE

The Excelerator® features standard constant-flow hydraulic down-pressure. This feature can add additional downforce to each wing via the wing fold cylinders. This feature stabilizes each wing section during high-speed operation.



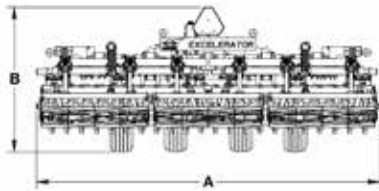
WALKING BEAMS

Standard heavy-duty walking beams on the center section feature heavy-duty wheel hubs, with "slip-in" replaceable for easy servicing. Walking beam assemblies feature spherical pivot bearing require no daily grease maintenance. Walking beam tandems on each wing frame have 6-bolt hubs with bolt in spindles as standard equipment.

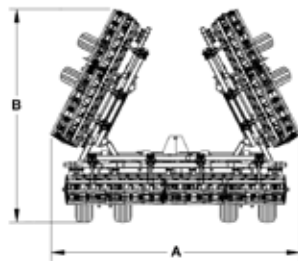


ENHANCE YOUR VERTICAL TILLAGE MACHINE WITH COVER CROP SEEDING FLEXIBILITY

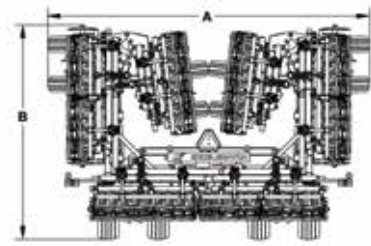
The KUHN Krause CGX 9000 series cover crop seeder is designed to be used in conjunction with the KUHN Krause Excelerator. This gives you the opportunity to seed a cover crop while simultaneously using a vertical tillage operation to re-size residue and prepare it for break-down over winter.



8005-11 and 8005-14



8005-20 to 8005-34



8005-40 and 8005-50

Model Specifications

MODELS	8005-11	8005-14	8005-20	8005-25	8005-30	8005-34	8005-40	8005-50	
DIMENSIONS									
A Transport Width ²	12'9" / 3.8 m	15'3" / 4.7 m	12'2" / 3.7 m	12'2" / 3.7 m	15'3" / 4.6 m	18' / 5.5 m	19'0" / 5.8 m	19'4" / 5.88 m	
B Transport Height ²	6'5" / 2.0 m		10'9" / 3.2 m	12'9" / 3.8 m	13'6" / 4.1 m	14'9" / 4.5 m	12'5" / 3.8 m	14'9" / 4.5 m	
SPECIFICATIONS									
Blade Spacing	8" / 20.3 cm								
Number of Blades	37	45	65	77	93	105	121	153	
Working Width ¹	11' / 3.6 m	14' / 4.3 m	20' / 6.1 m	25' / 7.6 m	30' / 9.1 m	34' / 10.4 m	40' / 12.2 m	50' / 15.2 m	
Approximate Weight ² lb/kg	9,200 / 4,173	11,150 / 5,058	17,000 / 7,711	19,800 / 8,981	21,586 / 9,791	27,930 / 12,669	32,315 / 14,658	42,050 / 19,074	
STANDARD EQUIPMENT									
- Hitch Type	Combination CAT III - 1-1/2" Pin and C Clevis - 1-1/4" Pin		Articulating Ball, CAT IV - 2" Pin				Articulating Ball, CAT V, 2-3/4" Pin		
- Tongue Type	Mechanical Fore/Aft Adjustment, Level Lift Tongue						Mechanical Fore/Aft Adjustment, Level Lift Tongue with Standard Guardian Hitch™		
- Hydraulics	Single Point Depth Control, Cylinders with Royal Plate Plus®, Color Coded Hydraulic Hose Grips, All Hydraulic Hoses								
- Transport Locks and Safety	Hydraulic Valves, Lift and Wing Fold, High Visibility LED Lighting, SMV Sign								
- Gangs	1-3/4" Round Diameter Alloy Tie Rod, Rock-Flex Bearing Arms - C-Type 1-1/4" x 2-1/2", 6" Bell Diameter Ductile Iron Spools, Cast Housing PEER® TILLXTREME™ Bearings Encased in 2-Piece Nylon Outer Ring, Trash Bars, Tie Rod Wrench								
- Gang Angle	Mechanical Adjustment 1° to 5°							Hydraulic Adjustment 1° to 5°	
- Excalibur® VT Blades	Excalibur VT Blades - 22" Diameter, 6mm, 32 Flute, Reversed Crimped Center								
- Main Frame Tires	Walking Beams with Spherical Pivot Bearings, Slip-In Spindles, 6-Bolt Heavy-Duty Hubs, (4) 12.5L x 15" 12-Ply		Walking Beams with Spherical Pivot Bearings, Slip-In Spindles, 8-Bolt Heavy-Duty Hubs, (4) 340/60 R16.5			Walking Beams with Spherical Pivot Bearings, Slip-In Spindles, 8-Bolt Heavy-Duty Hubs, (4) 440/55 R18		Walking Beams with Spherical Pivot Bearings, Slip-In Spindles, 10-Bolt Heavy-Duty Hubs, (4) 445/50 R22.5	
- Tires (Wing Frame)	N/A		Walking Beams with Spherical Pivot Bearings, Slip-In Spindles, 6-Bolt Heavy-Duty Hubs, (2) 280/70R15 per wing			Walking Beams with Spherical Pivot Bearings, Slip-In Spindles, 8-Bolt Heavy-Duty Hubs, (2) 280/70R 15		Walking Beams with Spherical Pivot Bearings, Slip-In Spindles, 10-Bolt Heavy-Duty Hubs, (2) 340/60R16.5 per Wing	
Star Wheel Treaders	1-1/2" Round Diameter Alloy Tie Rod, Rigid Bearing Arms, 8" Spacing 6 degree Angle, Constant-Flow Hydraulic Adjustable Gangs, Flangette PEER® TILLXTREME™ No Daily Grease Maintenance Bearings								
24/7 [®] Conditioning Reel	Round or Flat Spiral HD Reels, No Daily Grease Maintenance Bearings								
OPTIONAL EQUIPMENT									
Hitch (Options available as parts order)	Articulating Ball, CAT III, 1-1/2" Pin				N/A		Articulating Ball, CAT V, 1-1/2" Pin		Articulating Ball, CAT IV, 2" Pin
Tongue Type					Guardian Hitch™ with Mechanical Fore/Aft Adjustment, Level-Lift Tongue			N/A	
Gauge Wheels	N/A			(2) Front Castering 20.5" x 8 Load Range E or Kevlar			(4) Front Castering 20.5" x 8 Load Range E or Kevlar		
Gang Angle	Hydraulic Adjustment 1° to 5°						N/A		
EXCALIBUR Blades	22" diameter, 5mm, 32 Flute, Reversed Crimped Center								
Star Wheel Treaders	Spring Cushion Gangs, Mechanical Adjustable								
24/7 Conditioning Reel	Heavy-duty round or Heavy-duty Flat Spiral Reels with PEER TILLXTREME Maintenance-free Bearings								
Rear Hitch	Extendable Tongue Rear Hitch with Hydraulic Remotes and Lighting Receptacle								
Operating Information									
Maximum Working Depth	3.5" / 8.9 cm								
Tractor Power Range ³	8 - 10 PTO Horsepower per Foot								
Recommended Speed of Operation	8-10 mph / 12-16 km/h (Rocky Conditions: 6-8 mph / 9-13 km/h)								

¹ RTK working width

² Approximate transport width, height and weight shown with optional finishing attachments.

³ Estimates only. Horsepower requirements will vary by geography and soil type.

N/A - Not applicable

PRODUCT SYSTEMS

PRODUCT SYSTEMS

Fall

Spring

EXCELERATOR® / 5200NT PRO System No-Till Drill



EXCELERATOR® / EXCELERATOR®



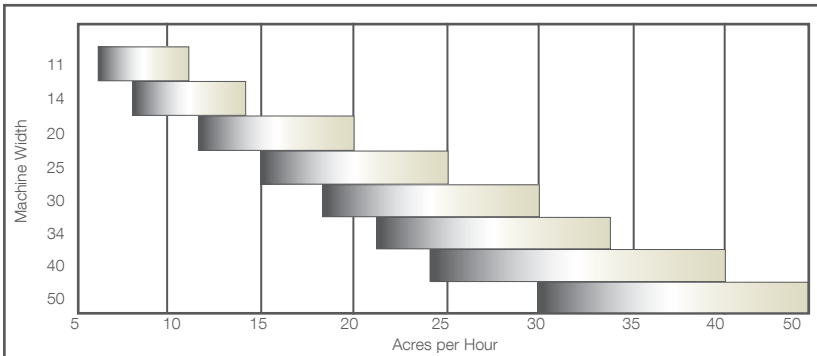
4830 In-Line Ripper / EXCELERATOR®



DOMINATOR® / EXCELERATOR®



EXCELERATOR® ACRES PER HOUR



KUHN Krause offers one of the most complete lines of vertical tillage machines in the industry. Seven machine sizes provide a wide spectrum of acre per hour productivity for various tractor horsepower ranges, based on speed of operation.

6 mph - 8 mph - 10 mph

Based on minimum operating speed of 6 mph and maximum operating speed of 10 mph.

For more information about your nearest KUHN Krause dealer and other KUHN Krause products, visit our website www.KuhnNorthAmerica.com

KUHN KRAUSE, INC.
305 South Monroe Street
P.O. Box 2707
Hutchinson, KS 67504



Visit our YouTube channel to watch our latest product videos.



Your KUHN Krause dealer

Our machines comply with the North-American safety regulations. In our leaflets, to better illustrate certain details of the machines some safety devices could have been removed. Conforming to the assembly and operator's manual, in no circumstances must machine be operated without these safety devices in place. All machines are equipped with safety devices which comply with the regulations of the countries in which they are delivered. In the interest of progress, we reserve the right to change without notice any specifications, design or materials listed. Patents filed in several countries.

