

Art's Way
Since 1956

CATTLE MAXX

Portable Rollermill

Model 6105/ 6140/ 7165



www.artsway.com

Consistent.

The CATTLE MAXX line up provides rolled feed in a quality and consistent ration mix. Rollers crack the outside hull to allow digestive juices to penetrate more rapidly.

Efficient Feeding

Maximumized augers provide smooth flow from feeding and transitioning to discharge.

Supplement Hopper

Rear mounted concentrate hopper with built-in sack cutter for easier access.

Feed Protection

Powerful throat magnets are mounted in the hopper side and help minimize roll damage from tramp metal.

Easy Maintenance

Centralized grease point makes continued smooth operation a breeze.

Roller Adjustment

Change roll settings quickly for different particle sizes or ingredients. Utilizing an eccentric on each side stabilizes the rollers eliminates the risk of unwanted larger particles moving through the rollers.

Safety Features

Safety lights are positioned for superior visibility while transporting your CATTLE MAXX. The ladder provides safe access to the mixing tank. A jack stand provides stable placement.


The 7165 features a hydraulic cooler that engages automatically when oil temperatures raise above necessary levels. >





The Right Mixing Tank for Your Job.

Three mixing tank sizes provide the right equipment options for your yard. The 6105 combines a 105 bushel tank with a 20" rollermill. Our "just right" size features a 140 bushel tank paired with a 20" rollermill. The 7165 CattleMaxx provides the largest 165 bushel capacity tank with an impressive 30" rollermill.



Heavy Duty 10" Diameter Rollers

Choose your rollers based on application (See Options).

1:1 same ratio speed available for crimping/cracking.

1:1.12 roll speed differential available for higher capacity, high moisture, and smaller particle jobs.



Centralized Hydraulics

Easier adjustment with central hydraulic bank with easy to read pressure gauges for better monitoring.

Control Options

This system provides complete control of auger movement via control box or wirelessly operated control remote.



Air System

Increases filtering and decreases dust during your processing.

Fast Unload

Maximized auger sizing to match your tank size.
*See options for extensions.

Product Specifications

	CATTLE MAXX 6105	CATTLE MAXX 6140	CATTLE MAX 7165
Tank Capacity	105 bushel (130.7 cu ft.)	140 bushel (173.2 cu ft.)	165 bushel (205.3 cu ft.)
P.T.O. Drive	540 RPM		
Horse Power Requirement	40-100 HP	40-100 HP	50-120 HP

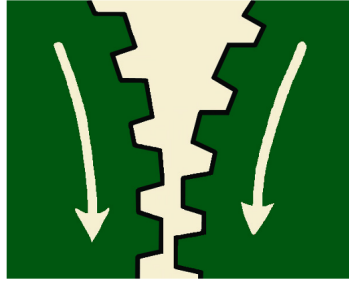
Feeder	Gravity Hopper or Auger Feeder		
Auger Feeder Length	96 inches		
Auger Feeder Auger Diameter	10 inches		
Auger Feeder Type	Mechanical or Hydraulic	Hydraulic	Hydraulic
Rollermill width	20 inch	20 inch	30 inch
Diameter of Mixing Auger	12 inch flighting/ 13 inch tube/ 24 inch base		
Discharge Auger Tube Diameter	8 inch	8 inch	10 inch
Discharge Auger Type	Mechanical or Hydraulic	Hydraulic	Hydraulic
Tires	10 x 15 8 ply rib implement	13.5 x 16.1 8 ply	13.5 x 16.1 8 ply high flotation
Supplement Hopper	21 x 24 inch		

Shipping Dimensions			
Overall Height	106 inches	112 inches	126 inches
Overall Width with Auger Feeder	95 inches	110 inches	114 inches
Overall Length	170 inches	170 inches	175 inches
Approx. Weight with Auger Feeder	3540 pounds	4500 pounds	5200 pounds
Ground Clearance	10 inches	10 inches	13 inches

Product Options

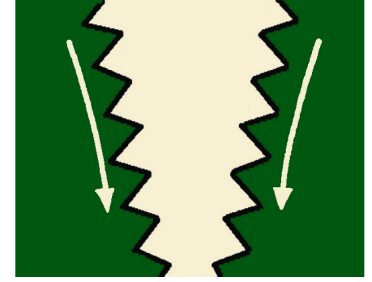
Roller Options

- 5 Groove/Inch Flat
- 7 Groove/Inch Flat
- 10 Groove/Inch Flat



Flat groove design wears better and creates less dust. Primarily used for cracking, crimping, or flaking grain.

- 5 Groove/Inch Sharp
- 7 Groove/Inch Sharp
- 10 Groove/Inch Sharp



Sharp tooth design offers higher capacity and is fit for grinding powder processing.

Scale Indicator Options



Model: Weigh Tronix 640/640XL

Simple Gross/Tar/Net weight indicator with adjustable back lighting, selectable weight filtering, 100 memory channels with individual statistics.



Model: Weigh Tronix 1040/1040XL

Programmable weight indicator with 8 digit LCD display, 100 recipe memory with ingredients, completed batch records, alarm light and external alarm output. All setup is completed with the keypad and display.

Bolt On and Folding Auger Extension Details

Unloading Auger Configuration	Tube & Elbow Combined Length (10 ft./12 ft.)	Discharge at 46° High Angle Vertical Height (10 ft./12 ft.)	Discharge at 60° High Angle Vertical Height (10 ft./12 ft.)
Standard 10 ft. Or 12 ft. Long Discharge Tube - No Extensions	11 ft. 5 in./13 ft. 5 in.	16 ft. 10 in./18 ft. 3 in.	18 ft. 6 in./20 ft. 3 in.
3 ft. Auger Extensions	14 ft. 5 in./16 ft. 5 in.	19 ft. 0 in./20 ft. 5 in.	21 ft. 1 in./22 ft. 10 in.
6 ft. Auger Extension	17 ft. 5 in./19 ft. 5 in.	21 ft. 2 in./22 ft. 7 in.	23 ft. 8 in./25 ft. 5 in.

CATTLE MAXX

Portable RollerMill

Model 6105/ 6140/ 7165



Art's Way Manufacturing Co. Inc. reserves the right to change design or specifications without notice. Information contained herein is general and is not intended for specific application purposes. Photographs contained herein may be displayed with safety shields and/or guards removed to show mechanical functions only. AW-GMHM0317

(712) 864-3131

www.artsway.com